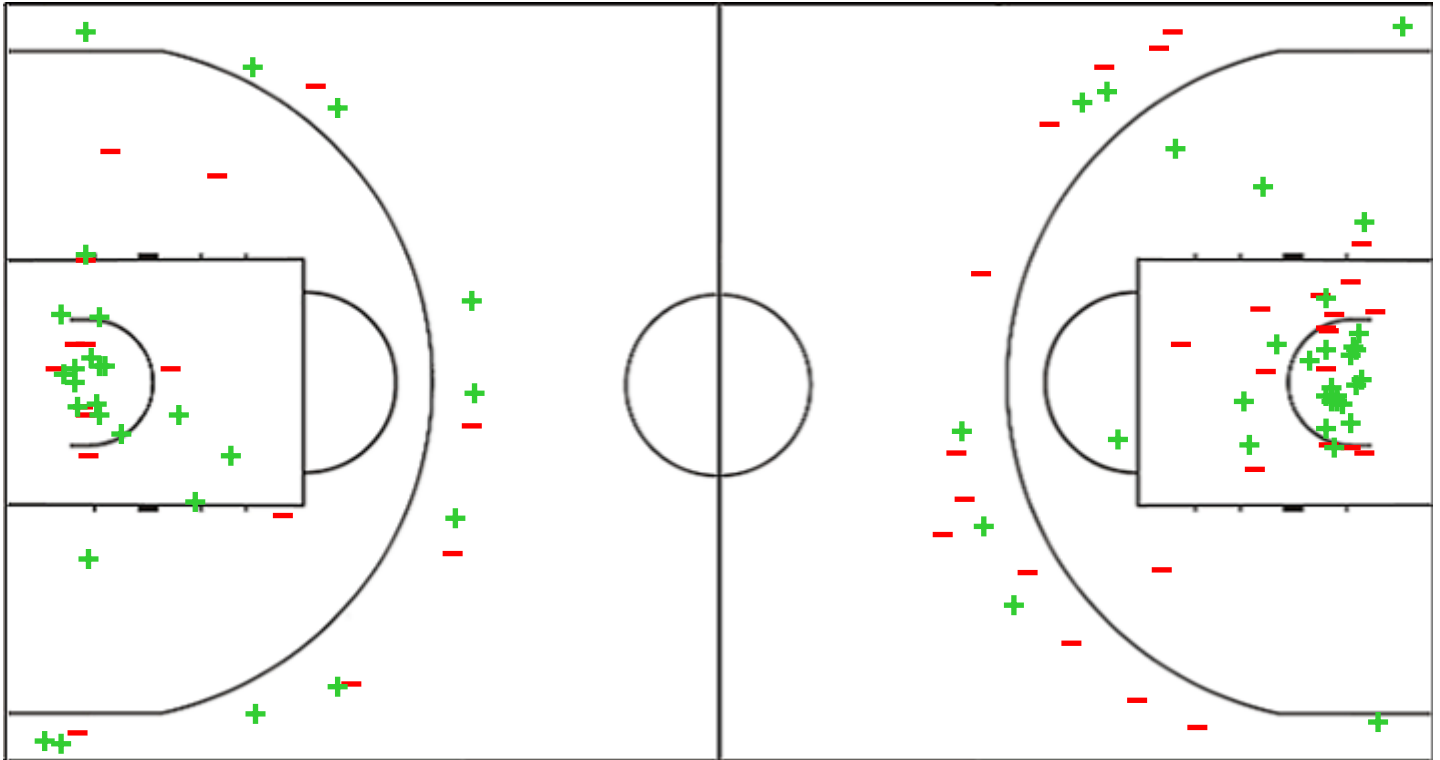


Shot Chart
BMH 86 vs 82 TGA

(17-17, 26-20, 25-16, 18-29)

Scoring by 5 min intervals:

	Q1		Q2		Q3		Q4	
BMH	11	17	27	43	52	68	77	86
TGA	6	17	27	37	43	53	67	82

BMH - Belfius Mons-Hainaut
TGA - Telenet Giants Antwerp


BMH	M / A	%
Fied Goals	27 / 43	63
2 Points	17 / 28	61
3 Points	10 / 15	67
Free Throws	22 / 30	73

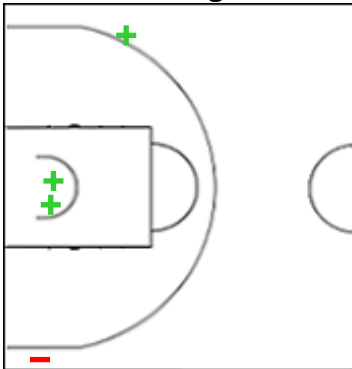
%	M / A	TGA
53	32 / 60	Fied Goals
61	25 / 41	2 Points
37	7 / 19	3 Points
61	11 / 18	Free Throws

Shot Chart
BMH 86 vs 82 TGA

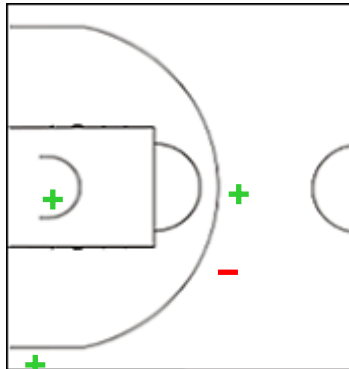
(17-17, 26-20, 25-16, 18-29)

Scoring by 5 min intervals:

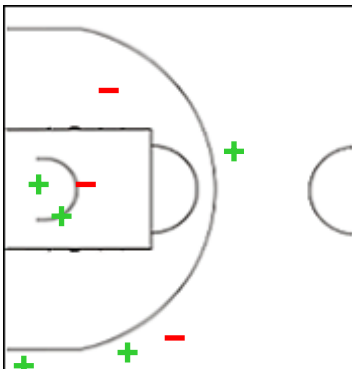
	Q1		Q2		Q3		Q4	
BMH	11	17	27	43	52	68	77	86
TGA	6	17	27	37	43	53	67	82

BMH - Belfius Mons-Hainaut
9 MINTOGO Igor


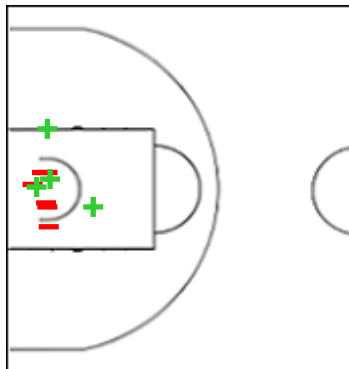
	M / A	%
Fied Goals	3 / 4	75
2 Points	2 / 2	100
3 Points	1 / 2	50
Free Throws	1 / 2	50

11 MORTANT Zaccharie


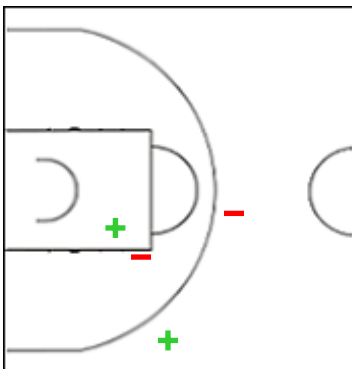
	M / A	%
Fied Goals	3 / 4	75
2 Points	1 / 1	100
3 Points	2 / 3	67
Free Throws	4 / 6	67

13 NICHOLS David


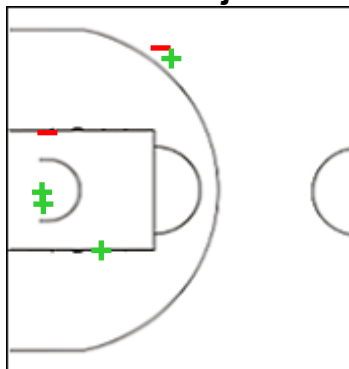
	M / A	%
Fied Goals	5 / 8	63
2 Points	2 / 4	50
3 Points	3 / 4	75
Free Throws	2 / 2	100

15 NZEKWESI Emmanuel


	M / A	%
Fied Goals	4 / 10	40
2 Points	4 / 10	40
3 Points	0 / 0	0
Free Throws	4 / 6	67

22 MARINELLI Paolo


	M / A	%
Fied Goals	2 / 4	50
2 Points	1 / 2	50
3 Points	1 / 2	50
Free Throws	3 / 3	100

23 PENAVA Ajdin


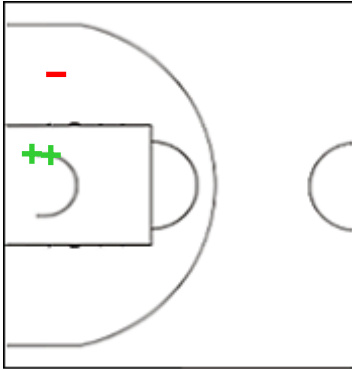
	M / A	%
Fied Goals	4 / 6	67
2 Points	3 / 4	75
3 Points	1 / 2	50
Free Throws	1 / 2	50

Shot Chart
BMH 86 vs 82 TGA

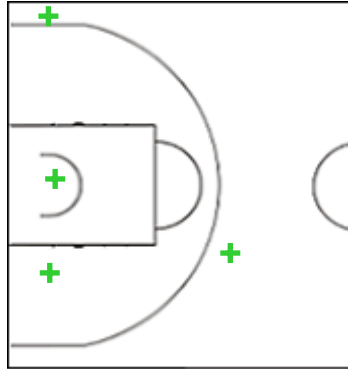
(17-17, 26-20, 25-16, 18-29)

Scoring by 5 min intervals:

	Q1		Q2		Q3		Q4	
BMH	11	17	27	43	52	68	77	86
TGA	6	17	27	37	43	53	67	82

BMH - Belfius Mons-Hainaut
27 TYUS Marcus


	M / A	%
Fied Goals	2 / 3	67
2 Points	2 / 3	67
3 Points	0 / 0	0
Free Throws	2 / 2	100

35 HENSON Payton


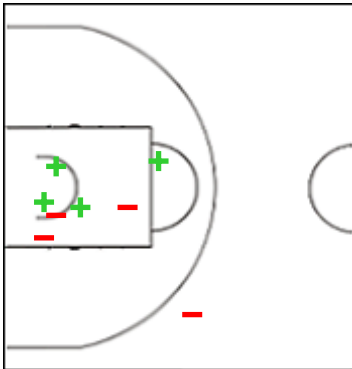
	M / A	%
Fied Goals	4 / 4	100
2 Points	2 / 2	100
3 Points	2 / 2	100
Free Throws	0 / 0	0

Shot Chart
BMH 86 vs 82 TGA

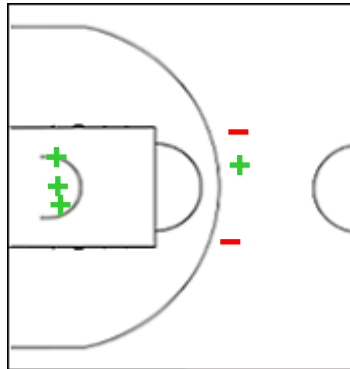
(17-17, 26-20, 25-16, 18-29)

Scoring by 5 min intervals:

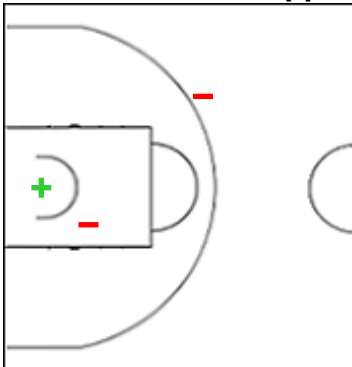
	Q1		Q2		Q3		Q4	
BMH	11	17	27	43	52	68	77	86
TGA	6	17	27	37	43	53	67	82

TGA - Telenet Giants Antwerp
0 FRIDRIKSSON Elvar


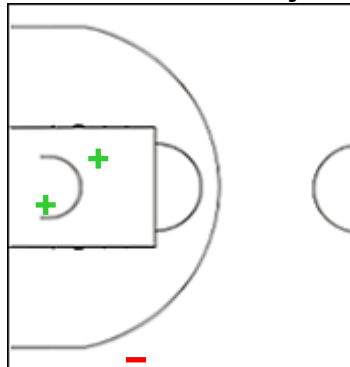
	M / A	%
Fied Goals	4 / 8	50
2 Points	4 / 7	57
3 Points	0 / 1	0
Free Throws	2 / 3	67

9 VAN DEN EYNDE Niels


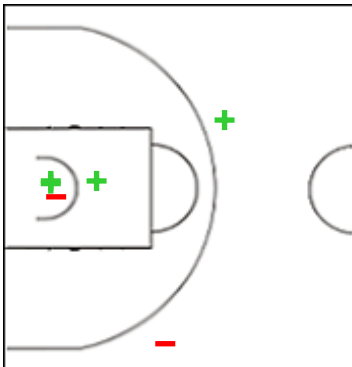
	M / A	%
Fied Goals	4 / 6	67
2 Points	3 / 3	100
3 Points	1 / 3	33
Free Throws	2 / 2	100

10 DESPALIER Seppe


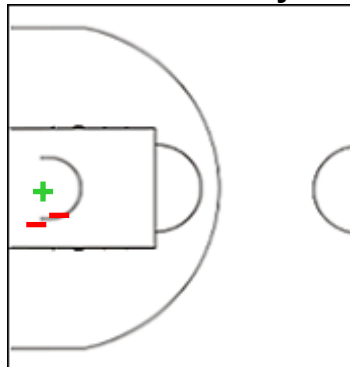
	M / A	%
Fied Goals	1 / 3	33
2 Points	1 / 2	50
3 Points	0 / 1	0
Free Throws	0 / 0	0

11 DE RIDDER Thijs


	M / A	%
Fied Goals	2 / 3	67
2 Points	2 / 2	100
3 Points	0 / 1	0
Free Throws	0 / 0	0

13 DE RIDDER Niels


	M / A	%
Fied Goals	4 / 6	67
2 Points	3 / 4	75
3 Points	1 / 2	50
Free Throws	2 / 2	100

14 ROGIERS Roby


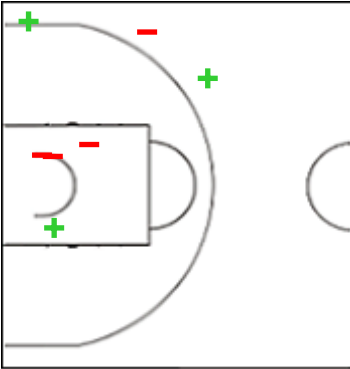
	M / A	%
Fied Goals	1 / 3	33
2 Points	1 / 3	33
3 Points	0 / 0	0
Free Throws	2 / 4	50

Shot Chart
BMH 86 vs 82 TGA

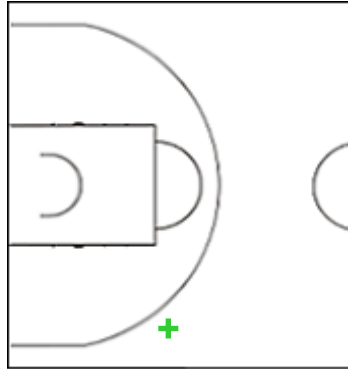
(17-17, 26-20, 25-16, 18-29)

Scoring by 5 min intervals:

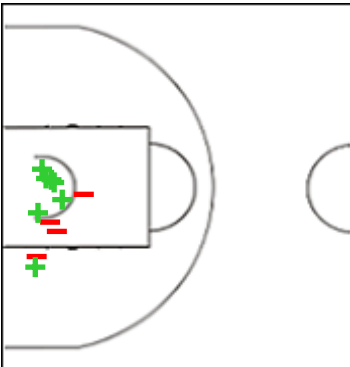
	Q1		Q2		Q3		Q4	
BMH	11	17	27	43	52	68	77	86
TGA	6	17	27	37	43	53	67	82

TGA - Telenet Giants Antwerp
17 HANDS Jaylen


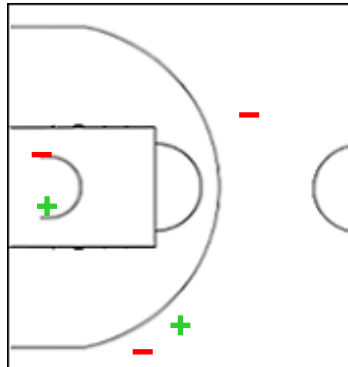
	M / A	%
Fied Goals	3 / 7	43
2 Points	1 / 4	25
3 Points	2 / 3	67
Free Throws	0 / 3	0

22 SMOUT Quinten


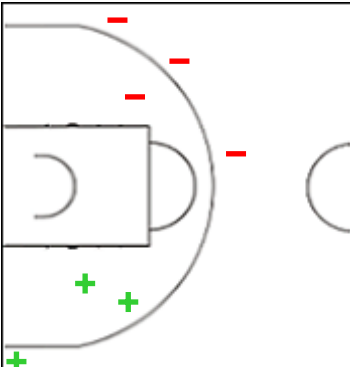
	M / A	%
Fied Goals	1 / 1	100
2 Points	0 / 0	0
3 Points	1 / 1	100
Free Throws	0 / 0	0

25 KRUTWIG Cameron David


	M / A	%
Fied Goals	7 / 11	64
2 Points	7 / 11	64
3 Points	0 / 0	0
Free Throws	2 / 2	100

29 MWEMA Jean-Marc


	M / A	%
Fied Goals	2 / 5	40
2 Points	1 / 2	50
3 Points	1 / 3	33
Free Throws	1 / 2	50

32 DONKOR Dennis


	M / A	%
Fied Goals	3 / 7	43
2 Points	2 / 3	67
3 Points	1 / 4	25
Free Throws	0 / 0	0

Shot Chart
BMH 86 vs 82 TGA

(17-17, 26-20, 25-16, 18-29)

Scoring by 5 min intervals:

	Q1		Q2		Q3		Q4	
BMH	11	17	27	43	52	68	77	86
TGA	6	17	27	37	43	53	67	82

BMH - Belfius Mons-Hainaut
TGA - Telenet Giants Antwerp


	M / A	%
Fied Goals	27 / 43	63
2 Points	17 / 28	61
3 Points	10 / 15	67
Free Throws	22 / 30	73

%	M / A	
53	32 / 60	Fied Goals
61	25 / 41	2 Points
37	7 / 19	3 Points
61	11 / 18	Free Throws