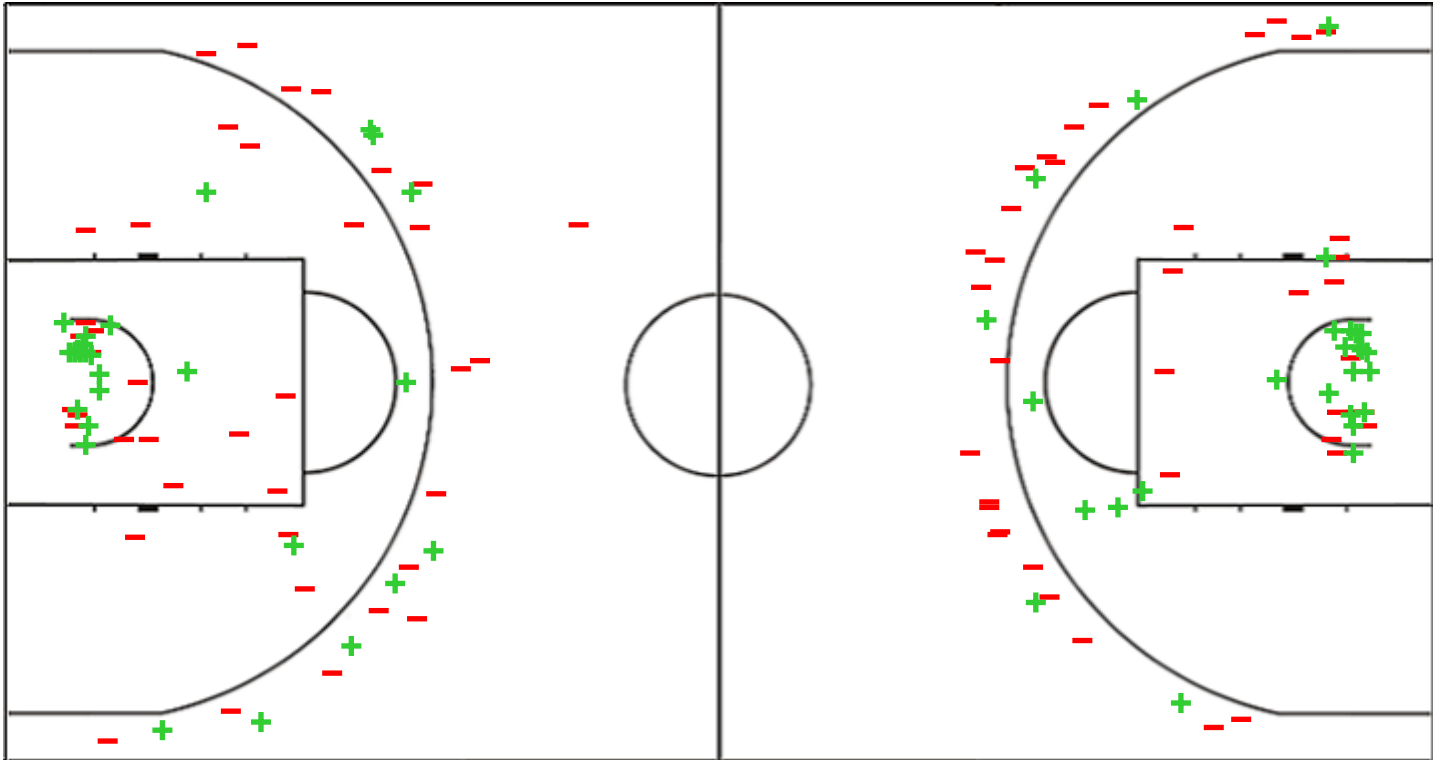


**Shot Chart**
**ORA 78 vs 70 SZO**  
 (19-20, 14-20, 12-18, 21-8, 12-4)

Scoring by 5 min intervals:

	Q1		Q2		Q3		Q4		OT1
<b>ORA</b>	13	19	25	33	40	45	57	66	78
<b>SZO</b>	6	20	31	40	49	58	64	66	70

**ORA - CSM CSU Oradea**
**SZO - Szolnoki Olajbányász**


<b>ORA</b>	M / A	%
<b>Fied Goals</b>	27 / 66	41
<b>2 Points</b>	19 / 41	46
<b>3 Points</b>	8 / 25	32
<b>Free Throws</b>	16 / 21	76

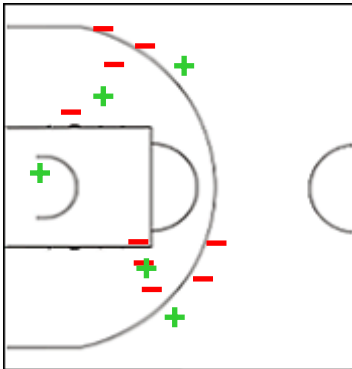
%	M / A	<b>SZO</b>
41	27 / 66	<b>Fied Goals</b>
58	21 / 36	<b>2 Points</b>
20	6 / 30	<b>3 Points</b>
63	10 / 16	<b>Free Throws</b>

**Shot Chart**
**ORA 78 vs 70 SZO**

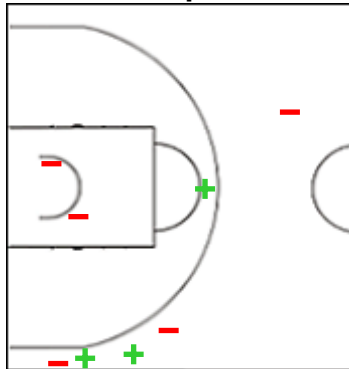
(19-20, 14-20, 12-18, 21-8, 12-4)

Scoring by 5 min intervals:

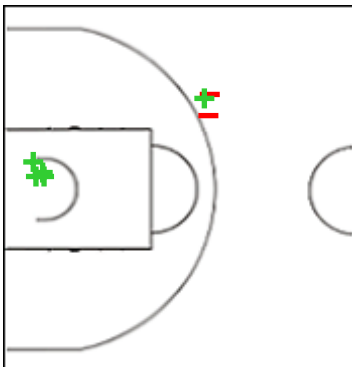
	Q1		Q2		Q3		Q4		OT1
<b>ORA</b>	13	19	25	33	40	45	57	66	78
<b>SZO</b>	6	20	31	40	49	58	64	66	70

**ORA - CSM CSU Oradea**
**0 RICHARD Kris**


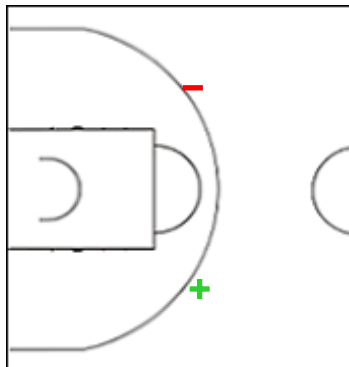
	M / A	%
Fied Goals	5 / 14	36
2 Points	3 / 8	38
3 Points	2 / 6	33
Free Throws	0 / 0	0

**1 HOLT Stephen**


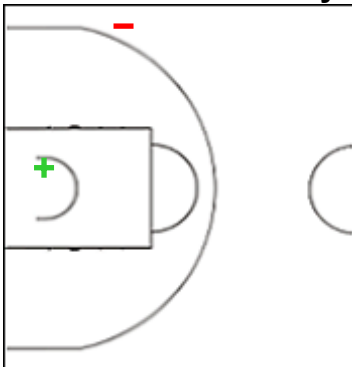
	M / A	%
Fied Goals	3 / 8	38
2 Points	1 / 3	33
3 Points	2 / 5	40
Free Throws	2 / 2	100

**2 BICKAUSKIS Dovis**


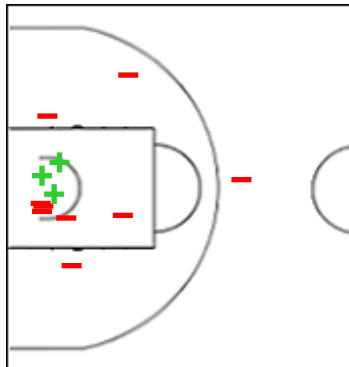
	M / A	%
Fied Goals	5 / 7	71
2 Points	4 / 4	100
3 Points	1 / 3	33
Free Throws	4 / 4	100

**5 FOMETESCU Tudor**


	M / A	%
Fied Goals	1 / 2	50
2 Points	0 / 0	0
3 Points	1 / 2	50
Free Throws	0 / 0	0

**8 PALIUKENAS Martynas**


	M / A	%
Fied Goals	1 / 2	50
2 Points	1 / 1	100
3 Points	0 / 1	0
Free Throws	0 / 0	0

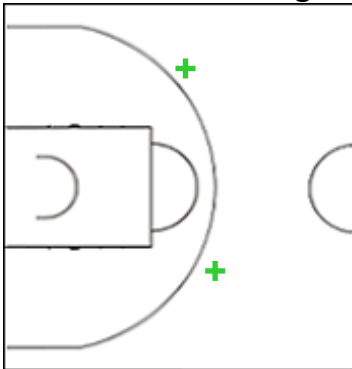
**22 GREEN Garlon**


	M / A	%
Fied Goals	3 / 12	25
2 Points	3 / 11	27
3 Points	0 / 1	0
Free Throws	2 / 3	67

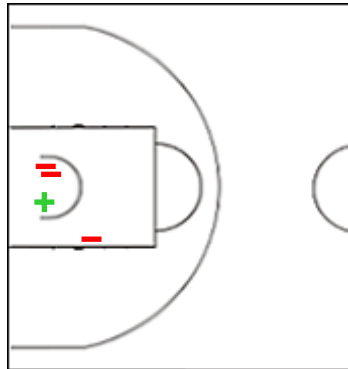
**Shot Chart**
**ORA 78 vs 70 SZO**  
 (19-20, 14-20, 12-18, 21-8, 12-4)

Scoring by 5 min intervals:

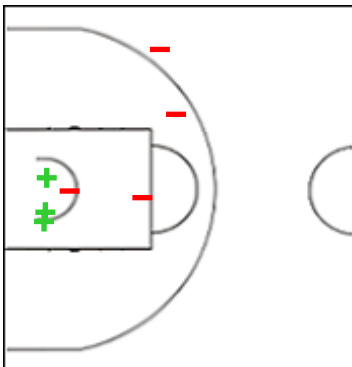
	Q1		Q2		Q3		Q4		OT1
<b>ORA</b>	13	19	25	33	40	45	57	66	78
<b>SZO</b>	6	20	31	40	49	58	64	66	70

**ORA - CSM CSU Oradea**
**24 NICOLESCU Bogdan**


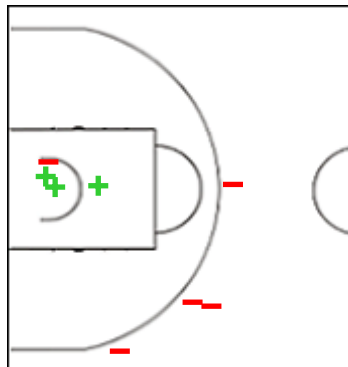
	M / A	%
Fied Goals	2 / 2	100
2 Points	0 / 0	0
3 Points	2 / 2	100
Free Throws	0 / 0	0

**26 BACIU Catalin**


	M / A	%
Fied Goals	1 / 4	25
2 Points	1 / 4	25
3 Points	0 / 0	0
Free Throws	0 / 0	0

**31 GAVRILOVIC Alex**


	M / A	%
Fied Goals	3 / 7	43
2 Points	3 / 6	50
3 Points	0 / 1	0
Free Throws	5 / 6	83

**44 MARKOVIC Nikola**


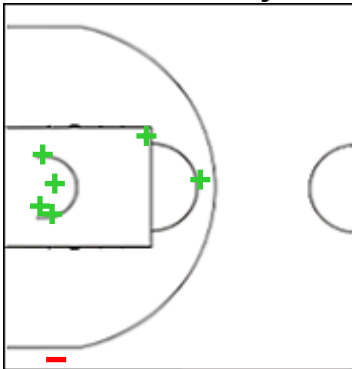
	M / A	%
Fied Goals	3 / 8	38
2 Points	3 / 4	75
3 Points	0 / 4	0
Free Throws	3 / 6	50

**Shot Chart**
**ORA 78 vs 70 SZO**

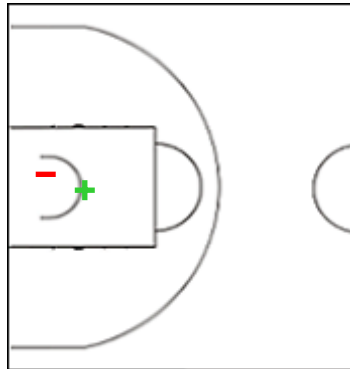
(19-20, 14-20, 12-18, 21-8, 12-4)

Scoring by 5 min intervals:

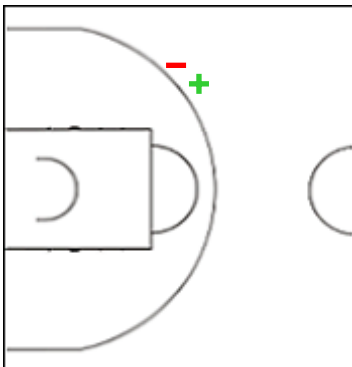
	Q1		Q2		Q3		Q4		OT1
<b>ORA</b>	13	19	25	33	40	45	57	66	78
<b>SZO</b>	6	20	31	40	49	58	64	66	70

**SZO - Szolnoki Olajbányász**
**4 CAKARUN Marjan**


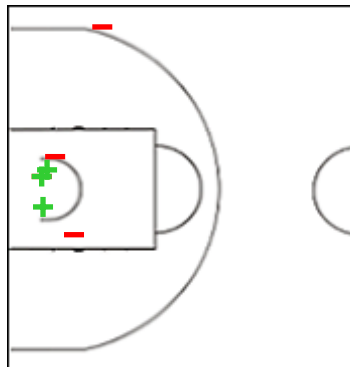
	M / A	%
Fied Goals	6 / 7	86
2 Points	6 / 6	100
3 Points	0 / 1	0
Free Throws	2 / 6	33

**6 TAIWO Samuel**


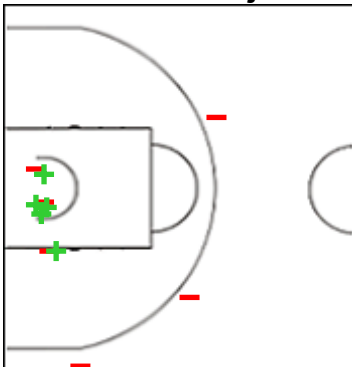
	M / A	%
Fied Goals	1 / 2	50
2 Points	1 / 2	50
3 Points	0 / 0	0
Free Throws	0 / 0	0

**7 RUDNER Gabor**


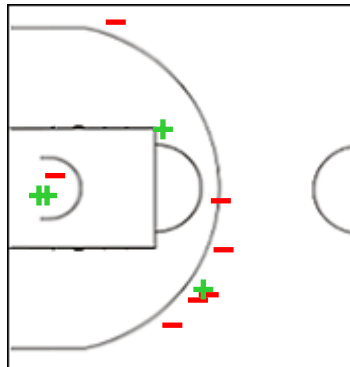
	M / A	%
Fied Goals	1 / 2	50
2 Points	0 / 0	0
3 Points	1 / 2	50
Free Throws	0 / 0	0

**10 KOVACS Peter**


	M / A	%
Fied Goals	3 / 7	43
2 Points	3 / 6	50
3 Points	0 / 1	0
Free Throws	0 / 0	0

**11 SUBOTIC Bojan**


	M / A	%
Fied Goals	5 / 11	45
2 Points	5 / 8	63
3 Points	0 / 3	0
Free Throws	4 / 4	100

**14 SOLANO Gelvis**


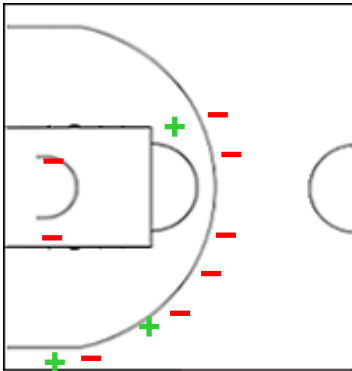
	M / A	%
Fied Goals	4 / 11	36
2 Points	3 / 4	75
3 Points	1 / 7	14
Free Throws	0 / 0	0

**Shot Chart**
**ORA 78 vs 70 SZO**

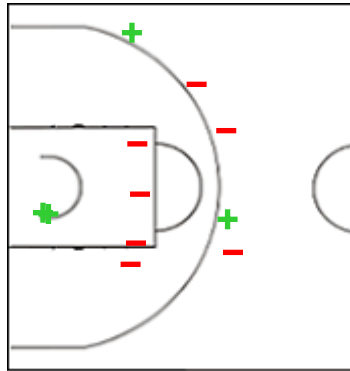
(19-20, 14-20, 12-18, 21-8, 12-4)

Scoring by 5 min intervals:

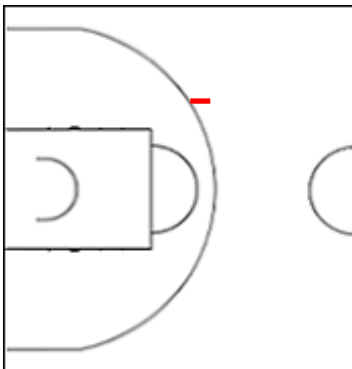
	Q1		Q2		Q3		Q4		OT1
<b>ORA</b>	13	19	25	33	40	45	57	66	78
<b>SZO</b>	6	20	31	40	49	58	64	66	70

**SZO - Szolnoki Olajbányász**
**18 BADZIM Roko**


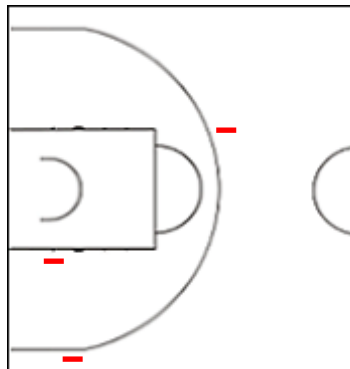
	M / A	%
<b>Fied Goals</b>	3 / 11	27
<b>2 Points</b>	1 / 3	33
<b>3 Points</b>	2 / 8	25
<b>Free Throws</b>	3 / 4	75

**21 PONGÓ Máté**


	M / A	%
<b>Fied Goals</b>	4 / 11	36
<b>2 Points</b>	2 / 6	33
<b>3 Points</b>	2 / 5	40
<b>Free Throws</b>	0 / 0	0

**22 ZSÍROS Péter**


	M / A	%
<b>Fied Goals</b>	0 / 1	0
<b>2 Points</b>	0 / 0	0
<b>3 Points</b>	0 / 1	0
<b>Free Throws</b>	0 / 0	0

**32 ROGIC Roko**


	M / A	%
<b>Fied Goals</b>	0 / 3	0
<b>2 Points</b>	0 / 1	0
<b>3 Points</b>	0 / 2	0
<b>Free Throws</b>	1 / 2	50

**Shot Chart**
**ORA 78 vs 70 SZO**

(19-20, 14-20, 12-18, 21-8, 12-4)

Scoring by 5 min intervals:

	Q1		Q2		Q3		Q4		OT1
<b>ORA</b>	13	19	25	33	40	45	57	66	78
<b>SZO</b>	6	20	31	40	49	58	64	66	70

**ORA - CSM CSU Oradea**
**SZO - Szolnoki Olajbányász**


	M / A	%
<b>Fied Goals</b>	27 / 66	41
<b>2 Points</b>	19 / 41	46
<b>3 Points</b>	8 / 25	32
<b>Free Throws</b>	16 / 21	76

%	M / A	
41	27 / 66	<b>Fied Goals</b>
58	21 / 36	<b>2 Points</b>
20	6 / 30	<b>3 Points</b>
63	10 / 16	<b>Free Throws</b>