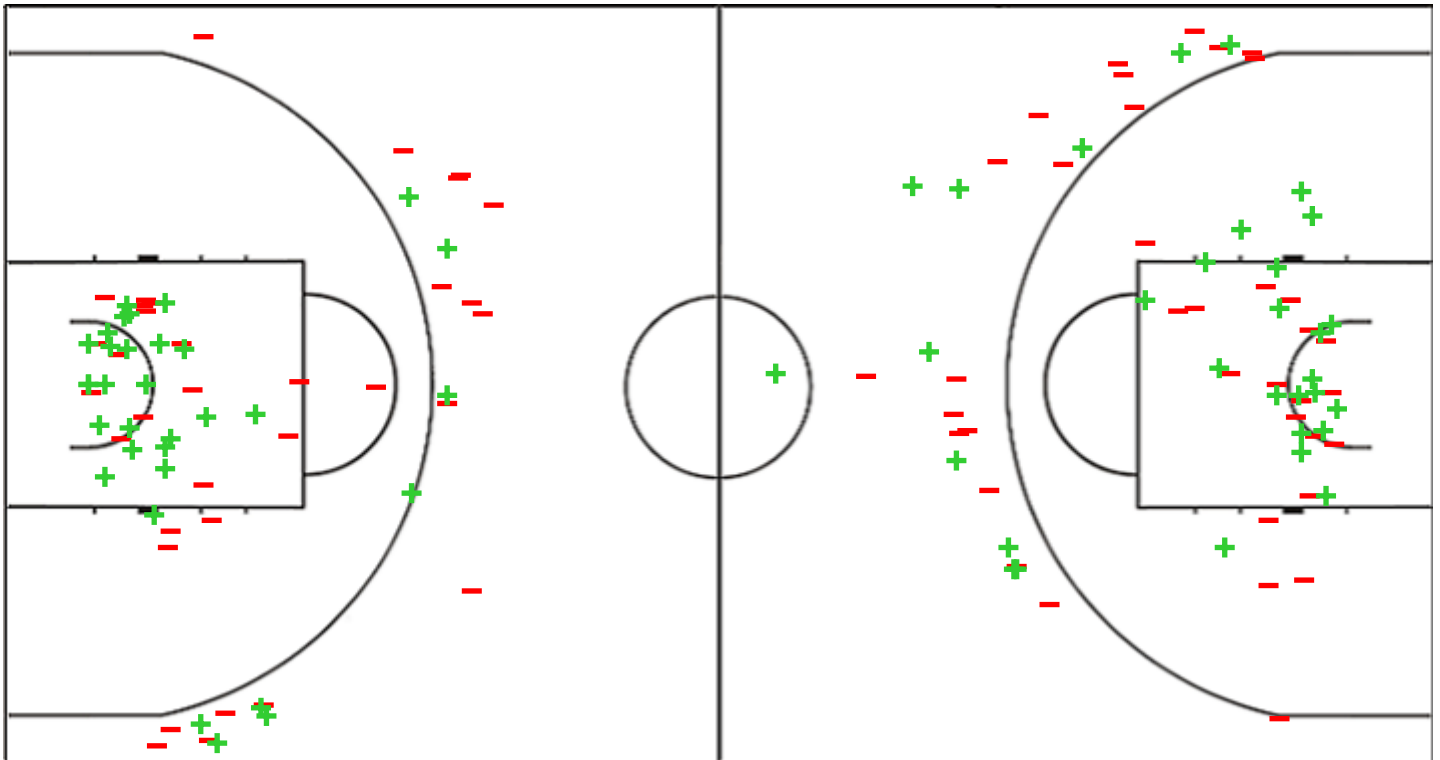


Shot Chart
CRAIL 91 vs 86 TGA

(21-19, 23-26, 27-29, 20-12)

Scoring by 5 min intervals:

	Q1		Q2		Q3		Q4	
HAKRO Merl	11	21	33	44	55	71	84	87
TGA	7	19	31	45	64	74	80	82

CRAIL - HAKRO Merlins Crailsheim
TGA - Telenet Giants Antwerp


CRAIL	M / A	%
Fied Goals	32 / 66	48
2 Points	24 / 43	56
3 Points	8 / 23	35
Free Throws	19 / 20	95

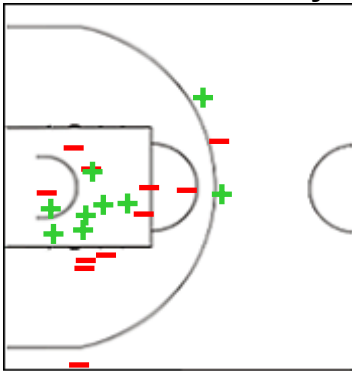
%	M / A	TGA
45	31 / 69	Fied Goals
50	20 / 40	2 Points
38	11 / 29	3 Points
93	13 / 14	Free Throws

Shot Chart
CRAIL 91 vs 86 TGA

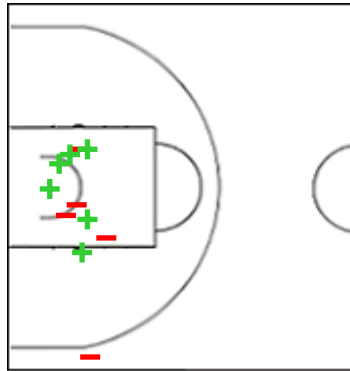
(21-19, 23-26, 27-29, 20-12)

Scoring by 5 min intervals:

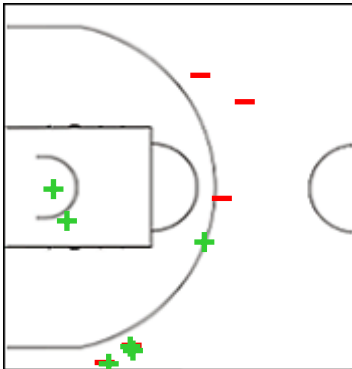
	Q1		Q2		Q3		Q4	
HAKRO Merl	11	21	33	44	55	71	84	87
TGA	7	19	31	45	64	74	80	82

CRAIL - HAKRO Merlins Crailsheim
0 SHORTS II Timothy Neocartes


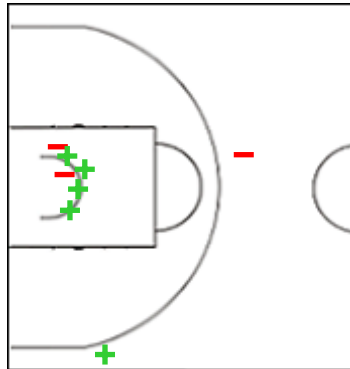
	M / A	%
Fied Goals	9 / 20	45
2 Points	7 / 16	44
3 Points	2 / 4	50
Free Throws	1 / 1	100

1 LEWIS Jaren Michael


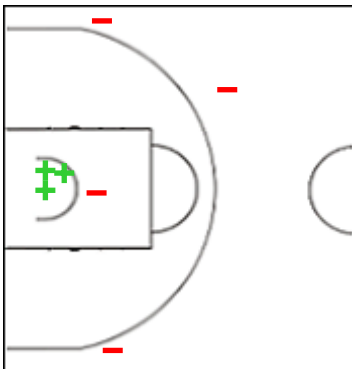
	M / A	%
Fied Goals	6 / 11	55
2 Points	6 / 10	60
3 Points	0 / 1	0
Free Throws	2 / 2	100

2 SAVAGE Jared Reed


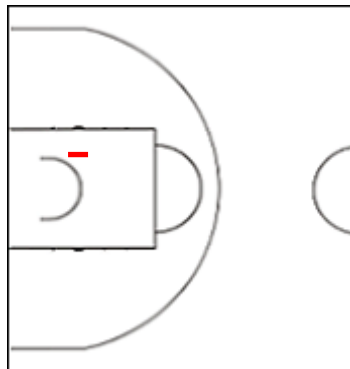
	M / A	%
Fied Goals	6 / 11	55
2 Points	2 / 2	100
3 Points	4 / 9	44
Free Throws	0 / 0	0

8 HARRIS Terrell Dexter


	M / A	%
Fied Goals	5 / 8	63
2 Points	4 / 6	67
3 Points	1 / 2	50
Free Throws	7 / 7	100

9 BLECK Fabian


	M / A	%
Fied Goals	3 / 7	43
2 Points	3 / 4	75
3 Points	0 / 3	0
Free Throws	1 / 2	50

11 KINDZEKA Rene


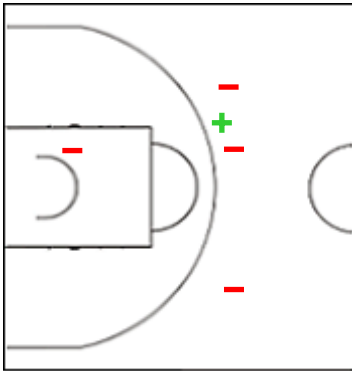
	M / A	%
Fied Goals	0 / 1	0
2 Points	0 / 1	0
3 Points	0 / 0	0
Free Throws	0 / 0	0

Shot Chart
CRAIL 91 vs 86 TGA

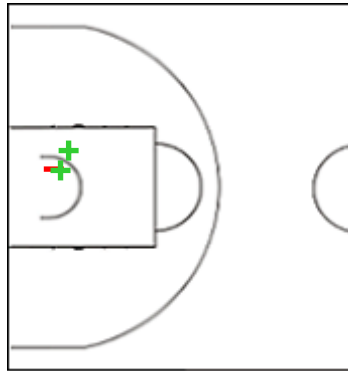
(21-19, 23-26, 27-29, 20-12)

Scoring by 5 min intervals:

	Q1		Q2		Q3		Q4	
HAKRO Merl	11	21	33	44	55	71	84	87
TGA	7	19	31	45	64	74	80	82

CRAIL - HAKRO Merlins Crailsheim
15 RADOSAVLJEVIC Bogdan


	M / A	%
Fied Goals	1 / 5	20
2 Points	0 / 1	0
3 Points	1 / 4	25
Free Throws	5 / 5	100

34 ARIRIGUZH Richmond


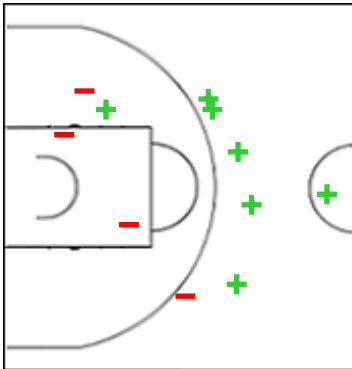
	M / A	%
Fied Goals	2 / 3	67
2 Points	2 / 3	67
3 Points	0 / 0	0
Free Throws	0 / 0	0

Shot Chart
CRAIL 91 vs 86 TGA

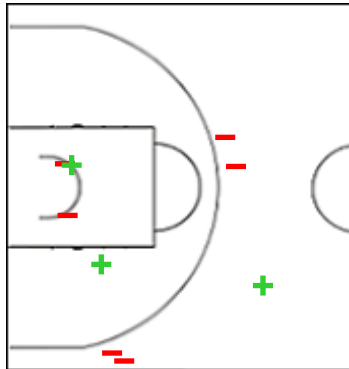
(21-19, 23-26, 27-29, 20-12)

Scoring by 5 min intervals:

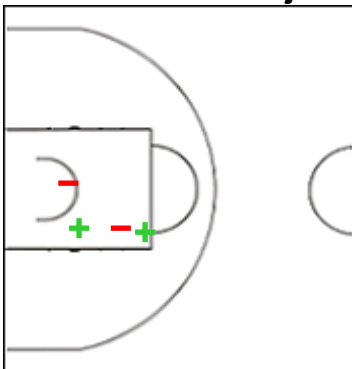
	Q1		Q2		Q3		Q4	
HAKRO Merl	11	21	33	44	55	71	84	87
TGA	7	19	31	45	64	74	80	82

TGA - Telenet Giants Antwerp
0 FRIDRIKSSON Elvar


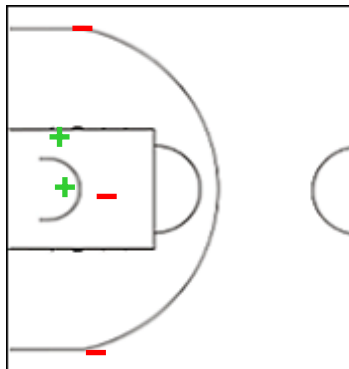
	M / A	%
Fied Goals	7 / 11	64
2 Points	1 / 4	25
3 Points	6 / 7	86
Free Throws	2 / 2	100

5 TIBY Matthew James


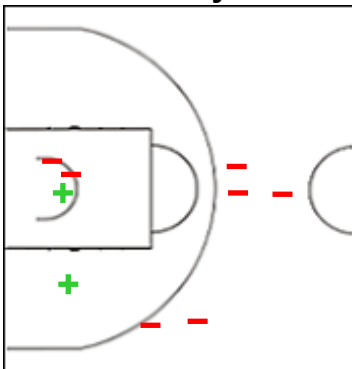
	M / A	%
Fied Goals	3 / 9	33
2 Points	2 / 4	50
3 Points	1 / 5	20
Free Throws	2 / 2	100

11 DE RIDDER Thijs


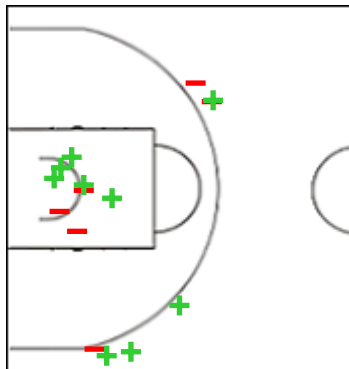
	M / A	%
Fied Goals	2 / 4	50
2 Points	2 / 4	50
3 Points	0 / 0	0
Free Throws	0 / 0	0

13 DE RIDDER Niels


	M / A	%
Fied Goals	2 / 5	40
2 Points	2 / 3	67
3 Points	0 / 2	0
Free Throws	0 / 0	0

17 HANDS Jaylen


	M / A	%
Fied Goals	2 / 9	22
2 Points	2 / 4	50
3 Points	0 / 5	0
Free Throws	2 / 2	100

22 BROWN De Marious Markel


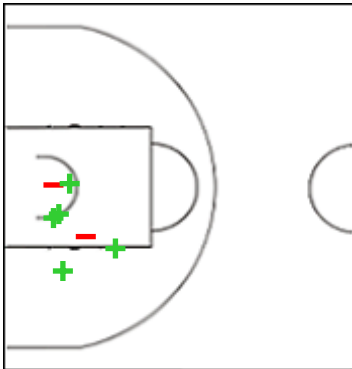
	M / A	%
Fied Goals	9 / 15	60
2 Points	5 / 9	56
3 Points	4 / 6	67
Free Throws	3 / 3	100

Shot Chart
CRAIL 91 vs 86 TGA

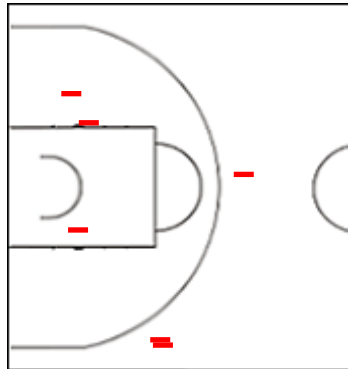
(21-19, 23-26, 27-29, 20-12)

Scoring by 5 min intervals:

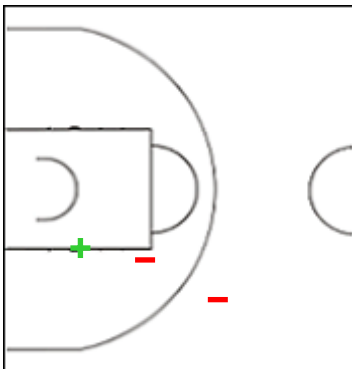
	Q1		Q2		Q3		Q4	
HAKRO	11	21	33	44	55	71	84	87
Merl								
TGA	7	19	31	45	64	74	80	82

TGA - Telenet Giants Antwerp
25 KRUTWIG Cameron David


	M / A	%
Fied Goals	5 / 7	71
2 Points	5 / 7	71
3 Points	0 / 0	0
Free Throws	4 / 5	80

29 MWEMA Jean-Marc


	M / A	%
Fied Goals	0 / 6	0
2 Points	0 / 3	0
3 Points	0 / 3	0
Free Throws	0 / 0	0

32 DONKOR Dennis


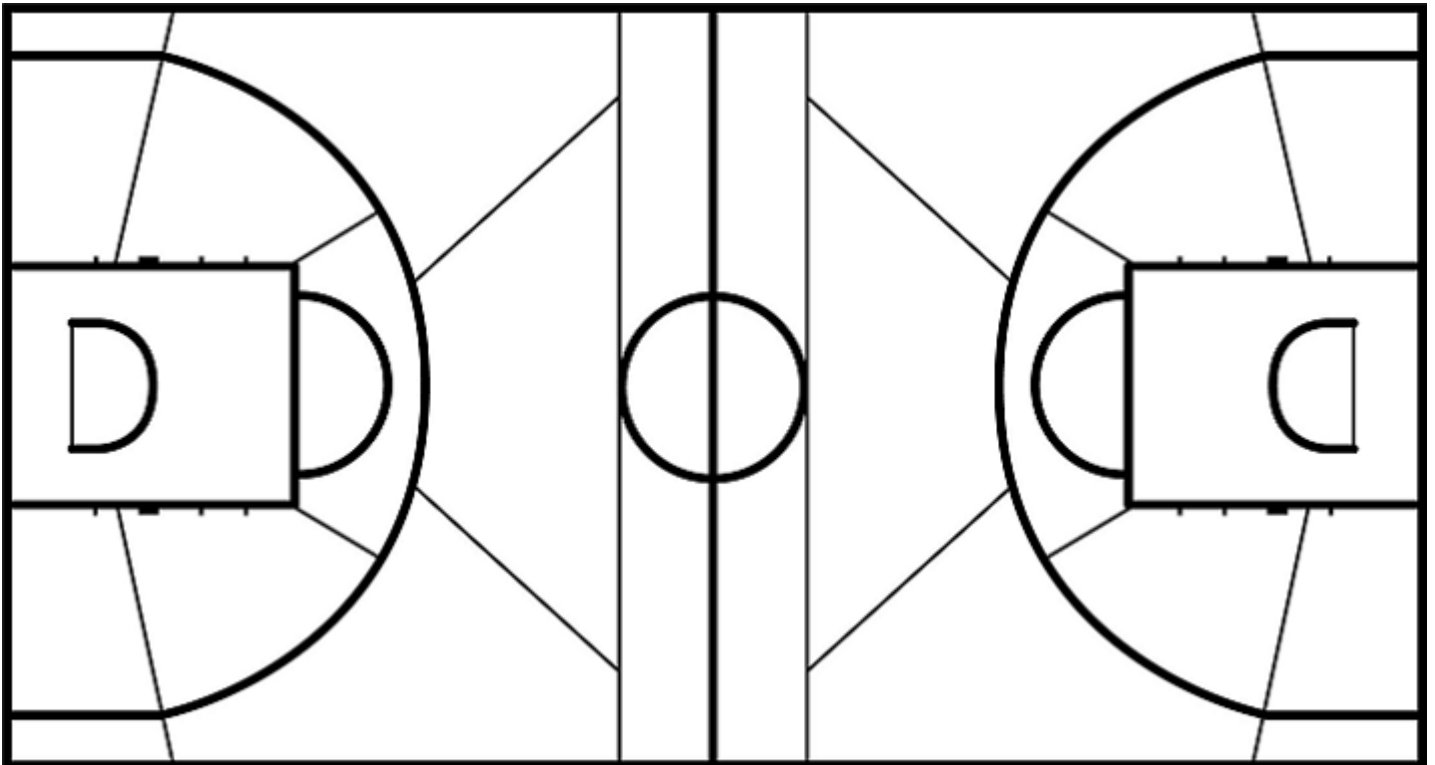
	M / A	%
Fied Goals	1 / 3	33
2 Points	1 / 2	50
3 Points	0 / 1	0
Free Throws	0 / 0	0

Shot Chart
CRAIL 91 vs 86 TGA

(21-19, 23-26, 27-29, 20-12)

Scoring by 5 min intervals:

	Q1		Q2		Q3		Q4	
HAKRO Merl	11	21	33	44	55	71	84	87
TGA	7	19	31	45	64	74	80	82

CRAIL - HAKRO Merlins Crailsheim
TGA - Telenet Giants Antwerp


	M / A	%
Fied Goals	32 / 66	48
2 Points	24 / 43	56
3 Points	8 / 23	35
Free Throws	19 / 20	95

%	M / A	
45	31 / 69	Fied Goals
50	20 / 40	2 Points
38	11 / 29	3 Points
93	13 / 14	Free Throws