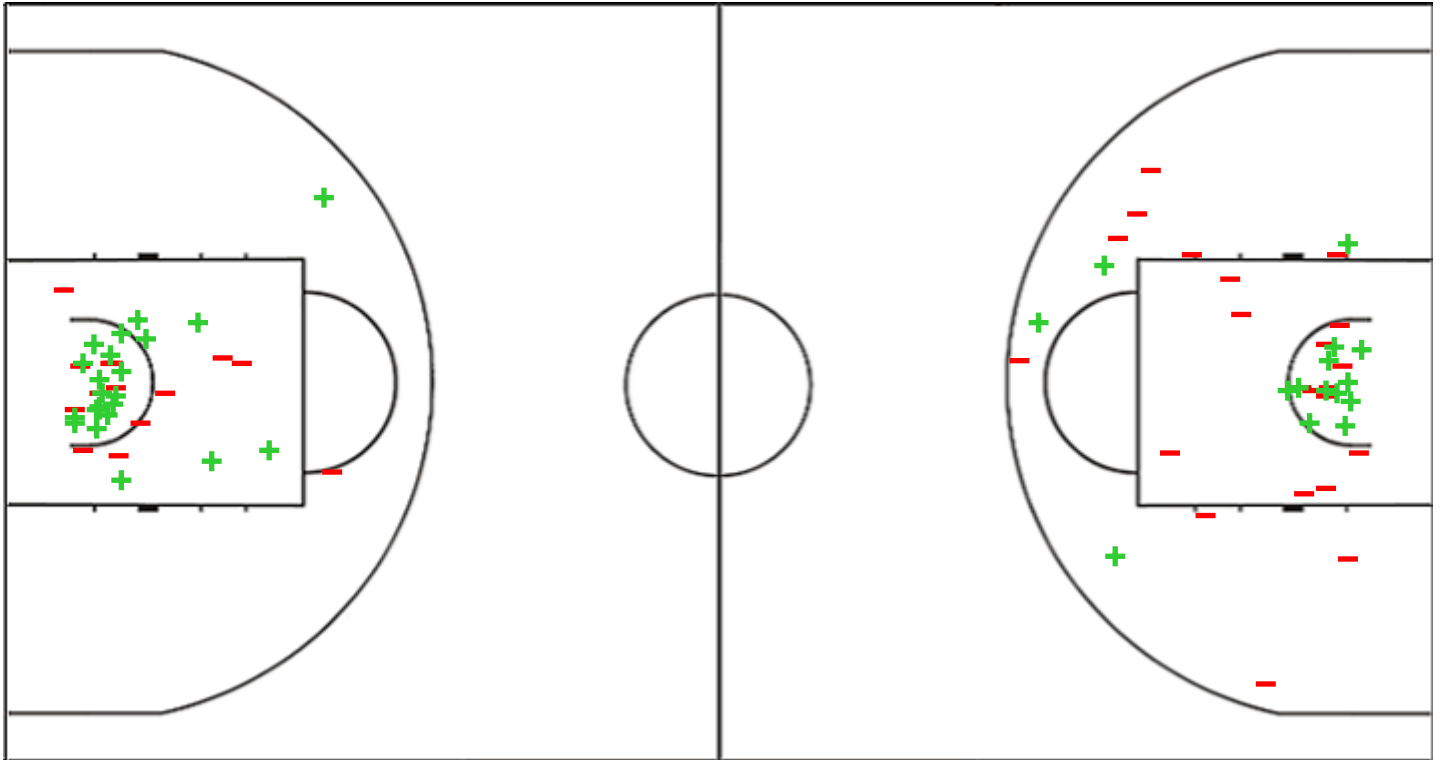


Shot Chart
TGA 101 vs 59 REG

(28-16, 16-9, 32-10, 25-24)

Scoring by 5 min intervals:

	Q1		Q2		Q3		Q4	
TGA	17	28	37	44	62	76	85	101
REG	4	16	21	25	31	35	48	59

TGA - Telenet Giants Antwerp
REG - UNAHOTELS Reggio Emilia


TGA	M / A	%
Fied Goals	37 / 66	56
2 Points	23 / 37	62
3 Points	14 / 29	48
Free Throws	13 / 15	87

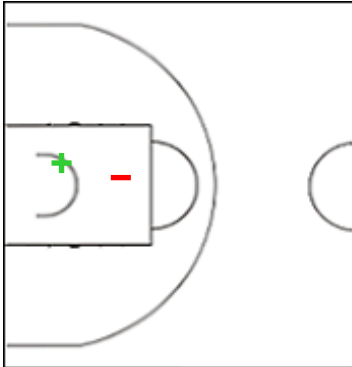
%	M / A	REG
34	21 / 62	Fied Goals
41	15 / 37	2 Points
24	6 / 25	3 Points
61	11 / 18	Free Throws

Shot Chart
TGA 101 vs 59 REG

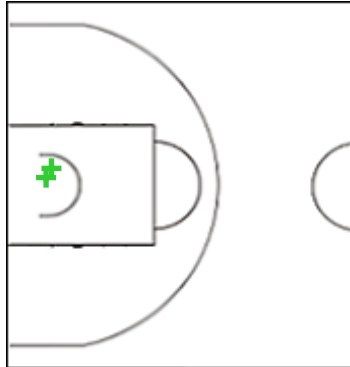
(28-16, 16-9, 32-10, 25-24)

Scoring by 5 min intervals:

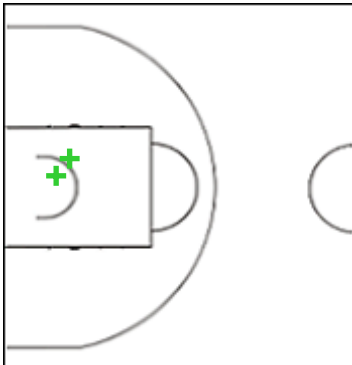
	Q1		Q2		Q3		Q4	
TGA	17	28	37	44	62	76	85	101
REG	4	16	21	25	31	35	48	59

TGA - Telenet Giants Antwerp
0 FRIDRIKSSON Elvar


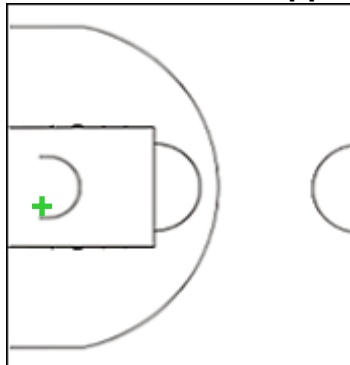
	M / A	%
Fied Goals	3 / 6	50
2 Points	1 / 2	50
3 Points	2 / 4	50
Free Throws	2 / 2	100

5 TIBY Matthew James


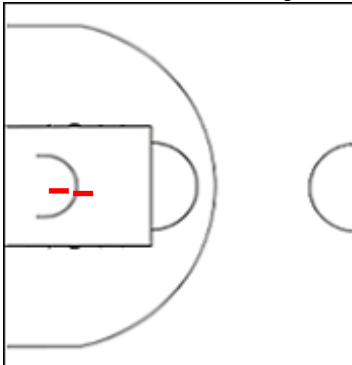
	M / A	%
Fied Goals	3 / 4	75
2 Points	2 / 2	100
3 Points	1 / 2	50
Free Throws	2 / 2	100

9 VAN DEN EYNDE Niels


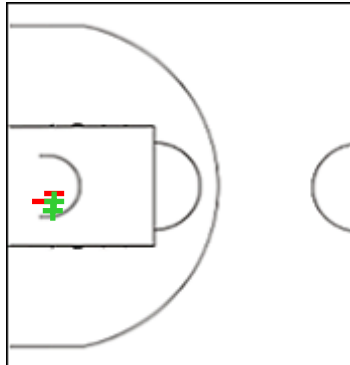
	M / A	%
Fied Goals	2 / 4	50
2 Points	2 / 2	100
3 Points	0 / 2	0
Free Throws	2 / 3	67

10 DESPALIER Seppe


	M / A	%
Fied Goals	1 / 1	100
2 Points	1 / 1	100
3 Points	0 / 0	0
Free Throws	0 / 0	0

11 DE RIDDER Thijs


	M / A	%
Fied Goals	1 / 3	33
2 Points	0 / 2	0
3 Points	1 / 1	100
Free Throws	0 / 0	0

13 DE RIDDER Niels


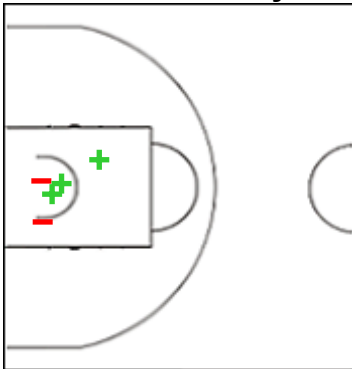
	M / A	%
Fied Goals	2 / 4	50
2 Points	2 / 4	50
3 Points	0 / 0	0
Free Throws	0 / 0	0

Shot Chart
TGA 101 vs 59 REG

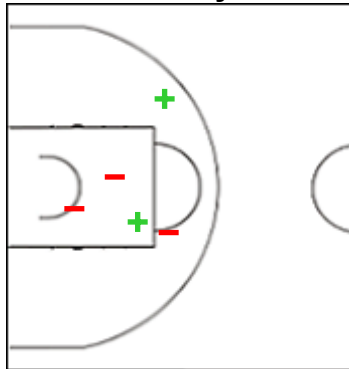
(28-16, 16-9, 32-10, 25-24)

Scoring by 5 min intervals:

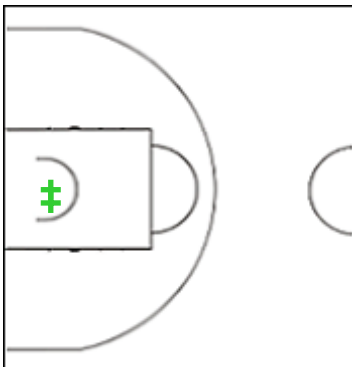
	Q1		Q2		Q3		Q4	
TGA	17	28	37	44	62	76	85	101
REG	4	16	21	25	31	35	48	59

TGA - Telenet Giants Antwerp
14 ROGIERS Roby


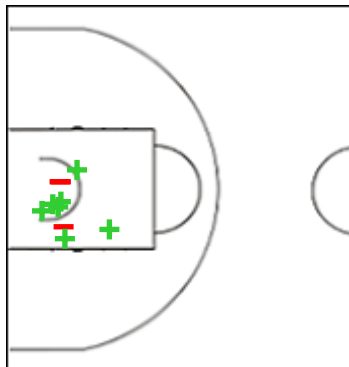
	M / A	%
Fied Goals	3 / 6	50
2 Points	3 / 5	60
3 Points	0 / 1	0
Free Throws	1 / 1	100

17 HANDS Jaylen


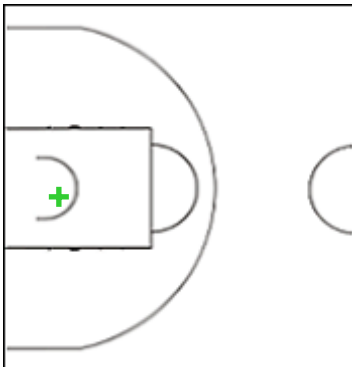
	M / A	%
Fied Goals	2 / 6	33
2 Points	2 / 5	40
3 Points	0 / 1	0
Free Throws	1 / 2	50

22 BROWN De Marious Markel


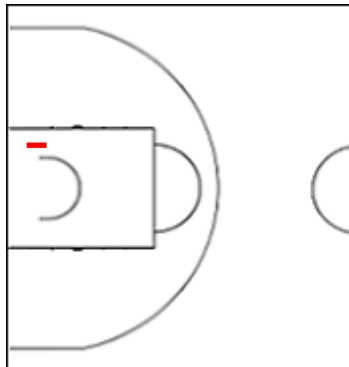
	M / A	%
Fied Goals	9 / 12	75
2 Points	2 / 2	100
3 Points	7 / 10	70
Free Throws	1 / 1	100

25 KRUTWIG Cameron David


	M / A	%
Fied Goals	7 / 10	70
2 Points	7 / 10	70
3 Points	0 / 0	0
Free Throws	1 / 1	100

29 MWEMA Jean-Marc


	M / A	%
Fied Goals	3 / 6	50
2 Points	1 / 1	100
3 Points	2 / 5	40
Free Throws	3 / 3	100

32 DONKOR Dennis


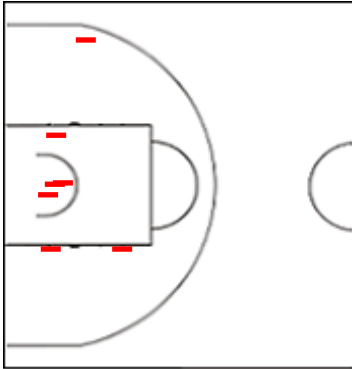
	M / A	%
Fied Goals	1 / 4	25
2 Points	0 / 1	0
3 Points	1 / 3	33
Free Throws	0 / 0	0

Shot Chart
TGA 101 vs 59 REG

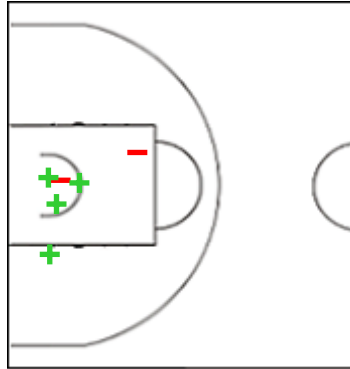
(28-16, 16-9, 32-10, 25-24)

Scoring by 5 min intervals:

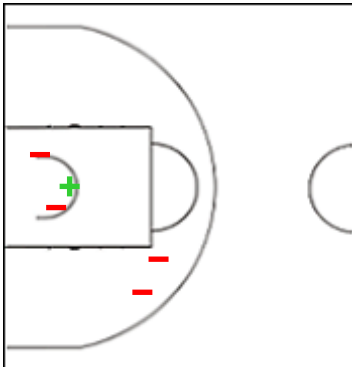
	Q1		Q2		Q3		Q4	
TGA	17	28	37	44	62	76	85	101
REG	4	16	21	25	31	35	48	59

REG - UNAHOTELS Reggio Emilia
1 THOMPSON JR. Stephen


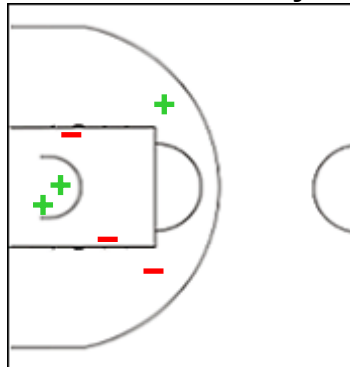
	M / A	%
Fied Goals	0 / 8	0
2 Points	0 / 7	0
3 Points	0 / 1	0
Free Throws	0 / 0	0

5 HOPKINS Mikael


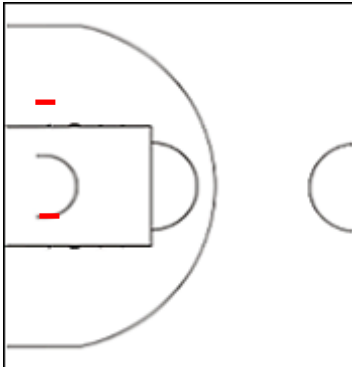
	M / A	%
Fied Goals	5 / 8	63
2 Points	4 / 6	67
3 Points	1 / 2	50
Free Throws	2 / 4	50

12 STRAUTINS Arturs


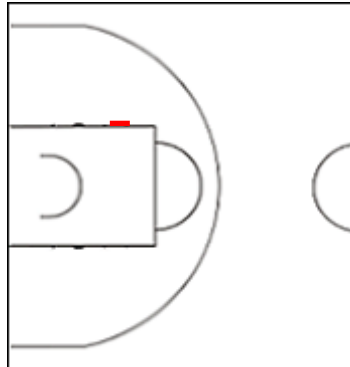
	M / A	%
Fied Goals	2 / 10	20
2 Points	1 / 5	20
3 Points	1 / 5	20
Free Throws	3 / 4	75

13 CRAWFORD Bryant Dejuan


	M / A	%
Fied Goals	4 / 11	36
2 Points	3 / 6	50
3 Points	1 / 5	20
Free Throws	0 / 1	0

20 CINCIARINI Andrea


	M / A	%
Fied Goals	3 / 8	38
2 Points	0 / 2	0
3 Points	3 / 6	50
Free Throws	0 / 0	0

23 JOHNSON Justin Blake


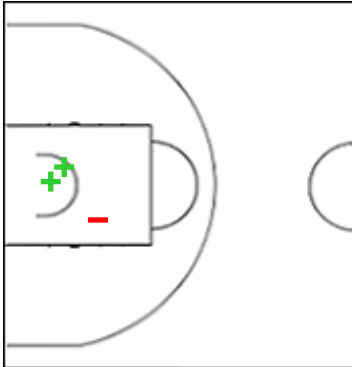
	M / A	%
Fied Goals	0 / 1	0
2 Points	0 / 1	0
3 Points	0 / 0	0
Free Throws	2 / 2	100

Shot Chart
TGA 101 vs 59 REG

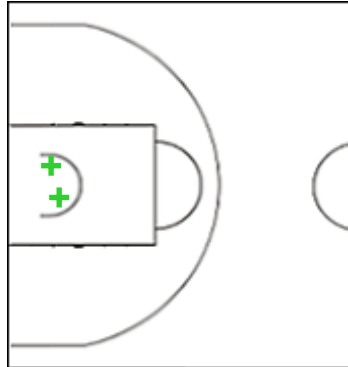
(28-16, 16-9, 32-10, 25-24)

Scoring by 5 min intervals:

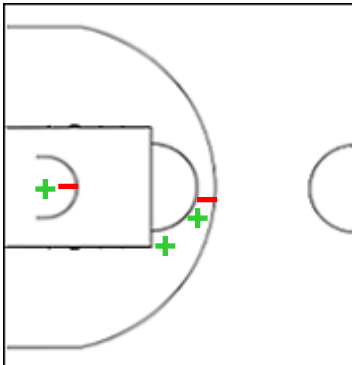
	Q1		Q2		Q3		Q4	
TGA	17	28	37	44	62	76	85	101
REG	4	16	21	25	31	35	48	59

REG - UNAHOTELS Reggio Emilia
31 OLISEVICIUS Osvaldas


	M / A	%
Fied Goals	2 / 6	33
2 Points	2 / 3	67
3 Points	0 / 3	0
Free Throws	3 / 3	100

32 BONACINI Federico


	M / A	%
Fied Goals	2 / 5	40
2 Points	2 / 2	100
3 Points	0 / 3	0
Free Throws	0 / 0	0

35 DIOUF Mouhamet Rassoul


	M / A	%
Fied Goals	3 / 5	60
2 Points	3 / 5	60
3 Points	0 / 0	0
Free Throws	1 / 2	50

Shot Chart
TGA 101 vs 59 REG

(28-16, 16-9, 32-10, 25-24)

Scoring by 5 min intervals:

	Q1		Q2		Q3		Q4	
TGA	17	28	37	44	62	76	85	101
REG	4	16	21	25	31	35	48	59

TGA - Telenet Giants Antwerp
REG - UNAHOTELS Reggio Emilia


	M / A	%
Fied Goals	37 / 66	56
2 Points	23 / 37	62
3 Points	14 / 29	48
Free Throws	13 / 15	87

%	M / A	
34	21 / 62	Fied Goals
41	15 / 37	2 Points
24	6 / 25	3 Points
61	11 / 18	Free Throws