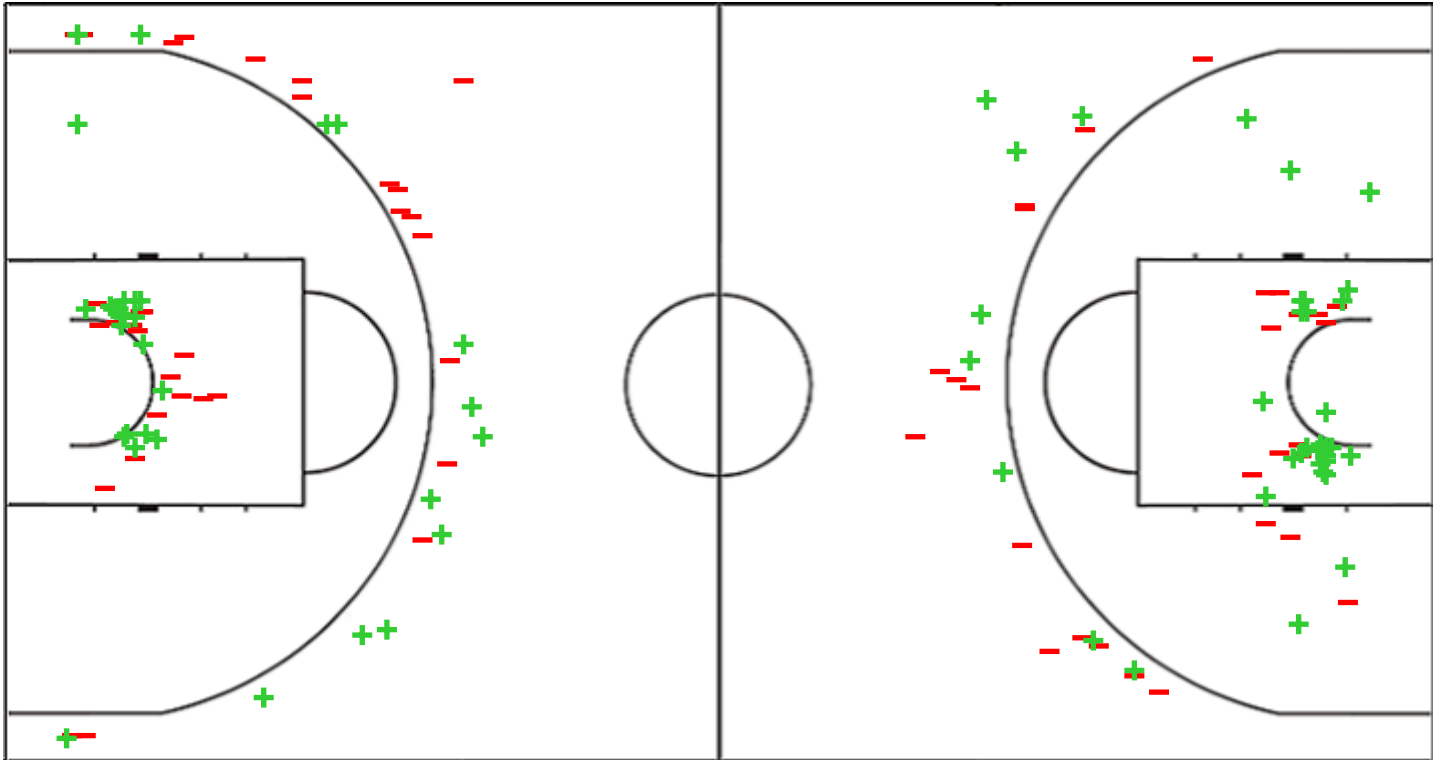


Shot Chart
PPM 88 vs 91 ZZL

(17-24, 28-21, 23-15, 20-31)

Scoring by 5 min intervals:

| | Q1 | | Q2 | | Q3 | | Q4 | |
|------------|----|----|----|----|----|----|----|----|
| PPM | 4 | 17 | 25 | 45 | 56 | 68 | 80 | 88 |
| ZZL | 11 | 24 | 37 | 45 | 58 | 60 | 75 | 91 |

PPM - Parma-Parimatch
ZZL - Zorg en Zekerheid Leiden


| PPM | M / A | % |
|--------------------|---------|----|
| Fied Goals | 33 / 67 | 49 |
| 2 Points | 19 / 35 | 54 |
| 3 Points | 14 / 32 | 44 |
| Free Throws | 8 / 11 | 73 |

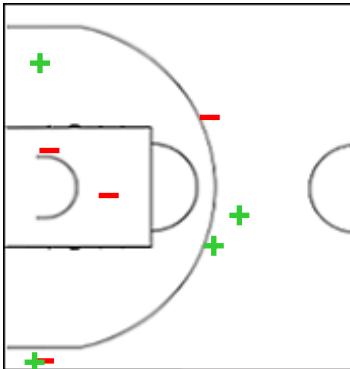
| ZZL | M / A | % |
|--------------------|---------|----|
| Fied Goals | 35 / 63 | 56 |
| 2 Points | 27 / 41 | 66 |
| 3 Points | 8 / 22 | 36 |
| Free Throws | 13 / 15 | 87 |

Shot Chart
PPM 88 vs 91 ZZZ

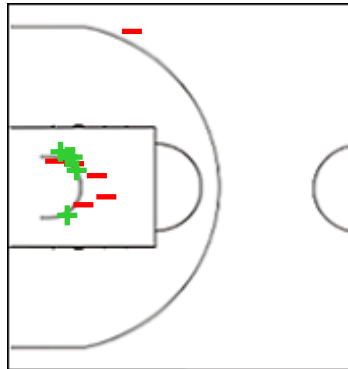
(17-24, 28-21, 23-15, 20-31)

Scoring by 5 min intervals:

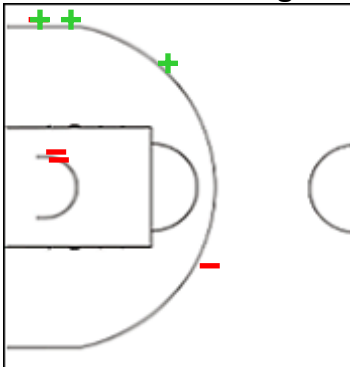
| | Q1 | | Q2 | | Q3 | | Q4 | |
|------------|----|----|----|----|----|----|----|----|
| PPM | 4 | 17 | 25 | 45 | 56 | 68 | 80 | 88 |
| ZZZ | 11 | 24 | 37 | 45 | 58 | 60 | 75 | 91 |

PPM - Parma-Parimatch
3 JUSKEVICIUS Adas


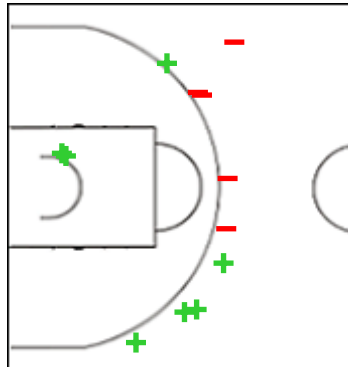
| | M / A | % |
|-------------|-------|----|
| Fied Goals | 4 / 8 | 50 |
| 2 Points | 1 / 3 | 33 |
| 3 Points | 3 / 5 | 60 |
| Free Throws | 0 / 0 | 0 |

5 MEJERIS Mareks


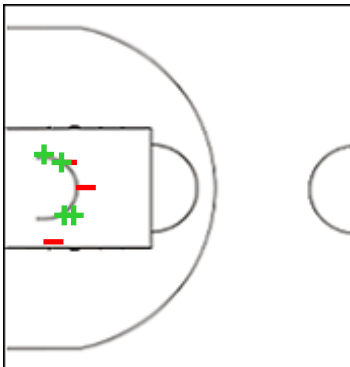
| | M / A | % |
|-------------|--------|-----|
| Fied Goals | 5 / 11 | 45 |
| 2 Points | 5 / 10 | 50 |
| 3 Points | 0 / 1 | 0 |
| Free Throws | 1 / 1 | 100 |

6 ZUKAUSKAS Eigirdas


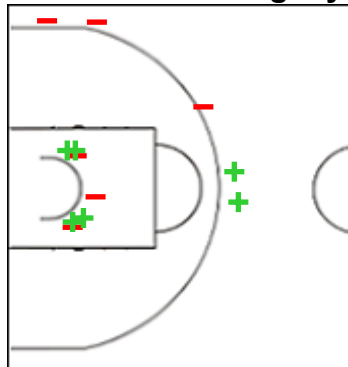
| | M / A | % |
|-------------|-------|-----|
| Fied Goals | 3 / 7 | 43 |
| 2 Points | 0 / 2 | 0 |
| 3 Points | 3 / 5 | 60 |
| Free Throws | 2 / 2 | 100 |

8 HILL Jeremiah


| | M / A | % |
|-------------|--------|-----|
| Fied Goals | 7 / 12 | 58 |
| 2 Points | 2 / 2 | 100 |
| 3 Points | 5 / 10 | 50 |
| Free Throws | 0 / 0 | 0 |

9 PARAKHOUSKI Artsiom


| | M / A | % |
|-------------|-------|----|
| Fied Goals | 4 / 7 | 57 |
| 2 Points | 4 / 7 | 57 |
| 3 Points | 0 / 0 | 0 |
| Free Throws | 0 / 2 | 0 |

18 VORONOV Evgeny


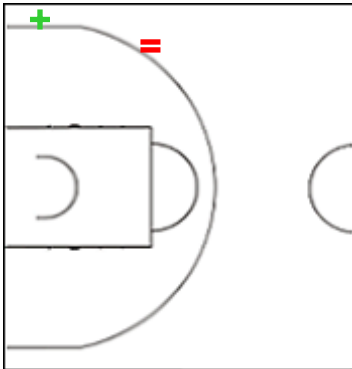
| | M / A | % |
|-------------|--------|----|
| Fied Goals | 6 / 12 | 50 |
| 2 Points | 4 / 7 | 57 |
| 3 Points | 2 / 5 | 40 |
| Free Throws | 5 / 6 | 83 |

Shot Chart
PPM 88 vs 91 ZZL

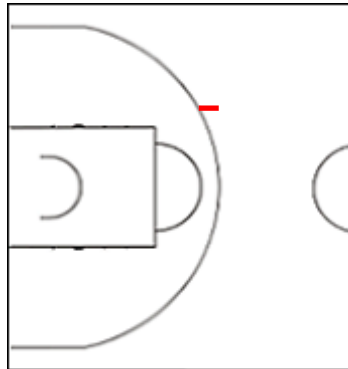
(17-24, 28-21, 23-15, 20-31)

Scoring by 5 min intervals:

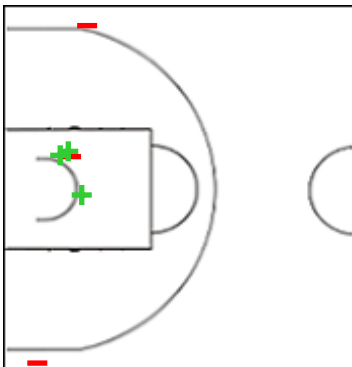
| | Q1 | | Q2 | | Q3 | | Q4 | |
|------------|----|----|----|----|----|----|----|----|
| PPM | 4 | 17 | 25 | 45 | 56 | 68 | 80 | 88 |
| ZZL | 11 | 24 | 37 | 45 | 58 | 60 | 75 | 91 |

PPM - Parma-Parimatch
22 SHEIKO Gleb


| | M / A | % |
|--------------------|-------|----|
| Fied Goals | 1 / 3 | 33 |
| 2 Points | 0 / 0 | 0 |
| 3 Points | 1 / 3 | 33 |
| Free Throws | 0 / 0 | 0 |

35 ZABELIN Artem


| | M / A | % |
|--------------------|-------|---|
| Fied Goals | 0 / 1 | 0 |
| 2 Points | 0 / 0 | 0 |
| 3 Points | 0 / 1 | 0 |
| Free Throws | 0 / 0 | 0 |

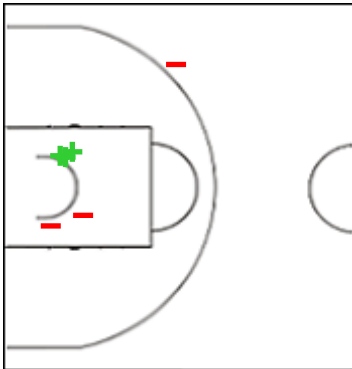
43 ZHMAKO Nikolai


| | M / A | % |
|--------------------|-------|----|
| Fied Goals | 3 / 6 | 50 |
| 2 Points | 3 / 4 | 75 |
| 3 Points | 0 / 2 | 0 |
| Free Throws | 0 / 0 | 0 |

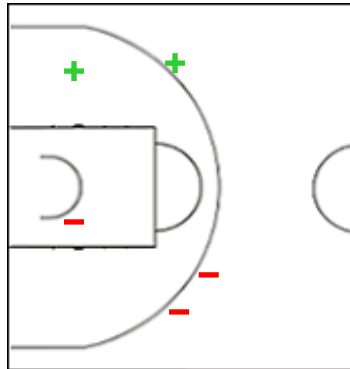
Shot Chart
PPM 88 vs 91 ZZZ

(17-24, 28-21, 23-15, 20-31)

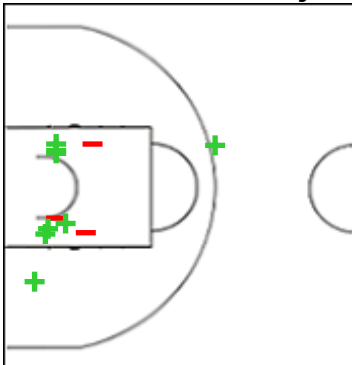
| Scoring by 5 min intervals: | | Q1 | | Q2 | | Q3 | | Q4 | |
|-----------------------------|------------|----|----|----|----|----|----|----|----|
| | | | | | | | | | |
| | PPM | 4 | 17 | 25 | 45 | 56 | 68 | 80 | 88 |
| | ZZZ | 11 | 24 | 37 | 45 | 58 | 60 | 75 | 91 |

ZZZ - Zorg en Zekerheid Leiden
0 MIKALOUSKAS Arūnas


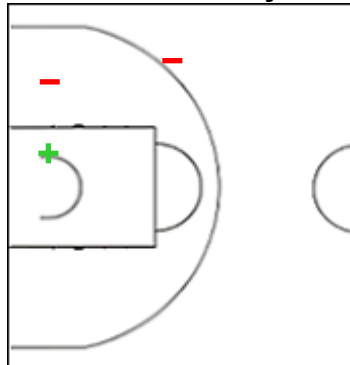
| | M / A | % |
|-------------|-------|-----|
| Fied Goals | 3 / 6 | 50 |
| 2 Points | 3 / 5 | 60 |
| 3 Points | 0 / 1 | 0 |
| Free Throws | 3 / 3 | 100 |

2 BOUWKNECHT Maarten


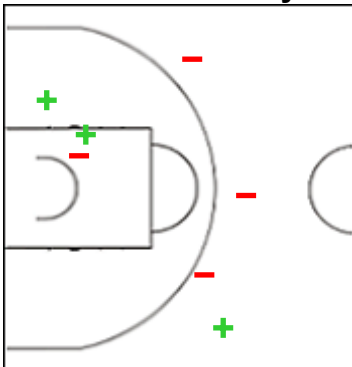
| | M / A | % |
|-------------|-------|-----|
| Fied Goals | 2 / 5 | 40 |
| 2 Points | 1 / 2 | 50 |
| 3 Points | 1 / 3 | 33 |
| Free Throws | 3 / 3 | 100 |

3 MIDTGAARD Asbjoern


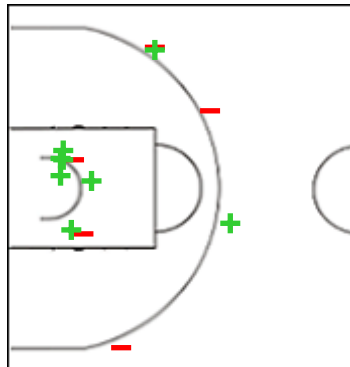
| | M / A | % |
|-------------|--------|-----|
| Fied Goals | 8 / 11 | 73 |
| 2 Points | 7 / 10 | 70 |
| 3 Points | 1 / 1 | 100 |
| Free Throws | 1 / 2 | 50 |

5 VERVERS Marijn


| | M / A | % |
|-------------|-------|----|
| Fied Goals | 1 / 3 | 33 |
| 2 Points | 1 / 2 | 50 |
| 3 Points | 0 / 1 | 0 |
| Free Throws | 0 / 0 | 0 |

6 DE JONG Worthy


| | M / A | % |
|-------------|-------|-----|
| Fied Goals | 3 / 7 | 43 |
| 2 Points | 2 / 3 | 67 |
| 3 Points | 1 / 4 | 25 |
| Free Throws | 3 / 3 | 100 |

7 TUBUTIS Einaras


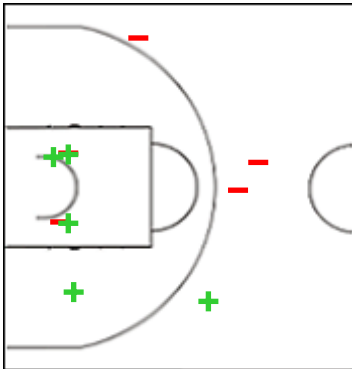
| | M / A | % |
|-------------|--------|----|
| Fied Goals | 8 / 13 | 62 |
| 2 Points | 6 / 8 | 75 |
| 3 Points | 2 / 5 | 40 |
| Free Throws | 1 / 2 | 50 |

Shot Chart
PPM 88 vs 91 ZZL

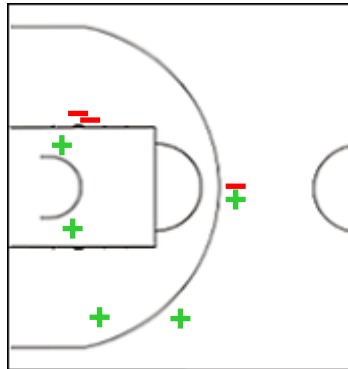
(17-24, 28-21, 23-15, 20-31)

Scoring by 5 min intervals:

| | Q1 | | Q2 | | Q3 | | Q4 | |
|------------|----|----|----|----|----|----|----|----|
| PPM | 4 | 17 | 25 | 45 | 56 | 68 | 80 | 88 |
| ZZL | 11 | 24 | 37 | 45 | 58 | 60 | 75 | 91 |

ZZL - Zorg en Zekerheid Leiden
12 DUNN Jhonathan


| | M / A | % |
|--------------------|--------|-----|
| Fied Goals | 5 / 10 | 50 |
| 2 Points | 4 / 6 | 67 |
| 3 Points | 1 / 4 | 25 |
| Free Throws | 2 / 2 | 100 |

13 VAN BREE Luuk


| | M / A | % |
|--------------------|-------|----|
| Fied Goals | 5 / 8 | 63 |
| 2 Points | 3 / 5 | 60 |
| 3 Points | 2 / 3 | 67 |
| Free Throws | 0 / 0 | 0 |

Shot Chart
PPM 88 vs 91 ZZL

(17-24, 28-21, 23-15, 20-31)

Scoring by 5 min intervals:

| | Q1 | | Q2 | | Q3 | | Q4 | |
|------------|----|----|----|----|----|----|----|----|
| PPM | 4 | 17 | 25 | 45 | 56 | 68 | 80 | 88 |
| ZZL | 11 | 24 | 37 | 45 | 58 | 60 | 75 | 91 |

PPM - Parma-Parimatch
ZZL - Zorg en Zekerheid Leiden


| | M / A | % |
|--------------------|---------|----|
| Fied Goals | 33 / 67 | 49 |
| 2 Points | 19 / 35 | 54 |
| 3 Points | 14 / 32 | 44 |
| Free Throws | 8 / 11 | 73 |

| % | M / A | |
|----|---------|--------------------|
| 56 | 35 / 63 | Fied Goals |
| 66 | 27 / 41 | 2 Points |
| 36 | 8 / 22 | 3 Points |
| 87 | 13 / 15 | Free Throws |