



Shot Chart

MEX 74 vs 80 VEN

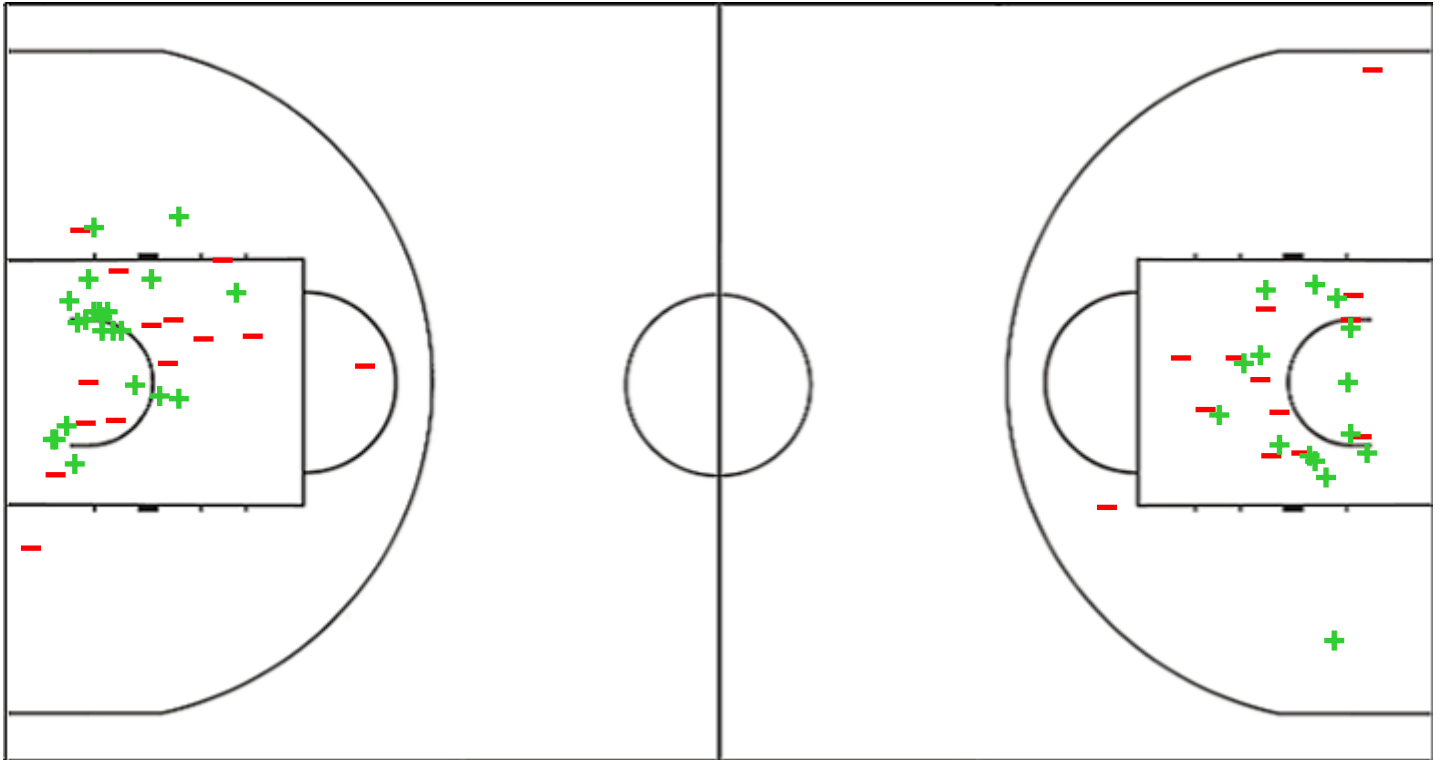
(29-19, 13-16, 13-27, 19-18)

Scoring by 5 min intervals:

| | Q1 | | Q2 | | Q3 | | Q4 | |
|------------|----|----|----|----|----|----|----|----|
| MEX | 11 | 29 | 36 | 42 | 44 | 55 | 65 | 74 |
| VEN | 15 | 19 | 31 | 35 | 48 | 62 | 66 | 80 |

MEX - Mexico

VEN - Venezuela



| MEX | M / A | % |
|--------------------|---------|----|
| Fied Goals | 29 / 60 | 48 |
| 2 Points | 22 / 36 | 61 |
| 3 Points | 7 / 24 | 29 |
| Free Throws | 9 / 18 | 50 |

| % | M / A | VEN |
|----|---------|--------------------|
| 51 | 29 / 57 | Fied Goals |
| 54 | 15 / 28 | 2 Points |
| 48 | 14 / 29 | 3 Points |
| 73 | 8 / 11 | Free Throws |



Shot Chart

MEX 74 vs 80 VEN

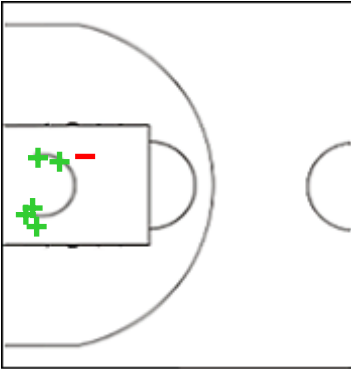
(29-19, 13-16, 13-27, 19-18)

Scoring by 5 min intervals:

| | Q1 | | Q2 | | Q3 | | Q4 | |
|------------|----|----|----|----|----|----|----|----|
| MEX | 11 | 29 | 36 | 42 | 44 | 55 | 65 | 74 |
| VEN | 15 | 19 | 31 | 35 | 48 | 62 | 66 | 80 |

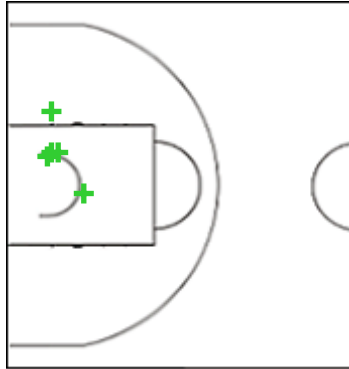
MEX - Mexico

2 BONILLA Yahir



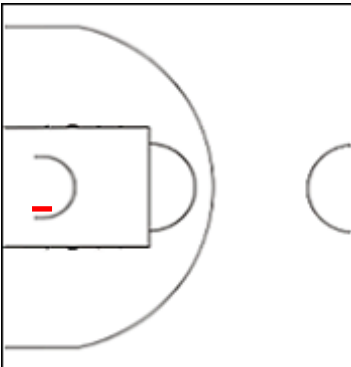
| | M / A | % |
|-------------|--------|----|
| Fied Goals | 6 / 10 | 60 |
| 2 Points | 5 / 6 | 83 |
| 3 Points | 1 / 4 | 25 |
| Free Throws | 2 / 3 | 67 |

3 JAIMES Fabian



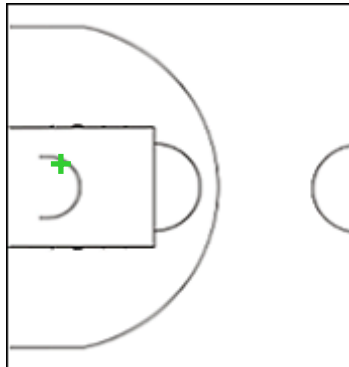
| | M / A | % |
|-------------|-------|-----|
| Fied Goals | 7 / 8 | 88 |
| 2 Points | 5 / 5 | 100 |
| 3 Points | 2 / 3 | 67 |
| Free Throws | 0 / 2 | 0 |

4 STOLL Paul



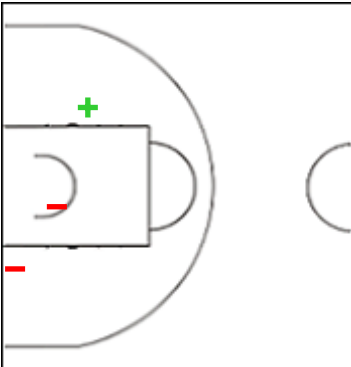
| | M / A | % |
|-------------|-------|-----|
| Fied Goals | 1 / 8 | 13 |
| 2 Points | 0 / 1 | 0 |
| 3 Points | 1 / 7 | 14 |
| Free Throws | 1 / 1 | 100 |

5 AVALOS Irwin



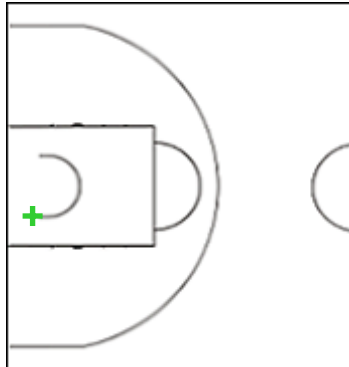
| | M / A | % |
|-------------|-------|-----|
| Fied Goals | 2 / 3 | 67 |
| 2 Points | 1 / 1 | 100 |
| 3 Points | 1 / 2 | 50 |
| Free Throws | 0 / 0 | 0 |

10 GIRON Gabriel



| | M / A | % |
|-------------|-------|----|
| Fied Goals | 3 / 9 | 33 |
| 2 Points | 1 / 3 | 33 |
| 3 Points | 2 / 6 | 33 |
| Free Throws | 0 / 0 | 0 |

24 DE HARO Omar



| | M / A | % |
|-------------|-------|-----|
| Fied Goals | 1 / 3 | 33 |
| 2 Points | 1 / 1 | 100 |
| 3 Points | 0 / 2 | 0 |
| Free Throws | 2 / 3 | 67 |



Shot Chart

MEX 74 vs 80 VEN

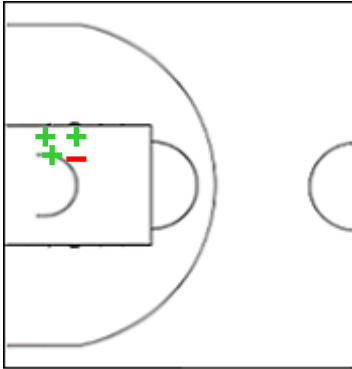
(29-19, 13-16, 13-27, 19-18)

Scoring by 5 min intervals:

| | Q1 | | Q2 | | Q3 | | Q4 | |
|------------|----|----|----|----|----|----|----|----|
| MEX | 11 | 29 | 36 | 42 | 44 | 55 | 65 | 74 |
| VEN | 15 | 19 | 31 | 35 | 48 | 62 | 66 | 80 |

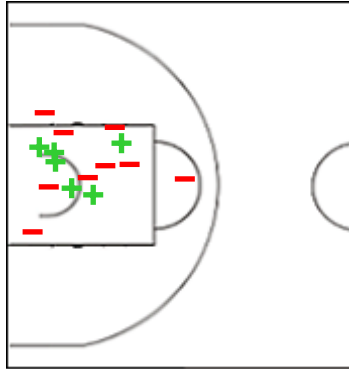
MEX - Mexico

25 GUTIERREZ Israel



| | M / A | % |
|--------------------|-------|----|
| Fied Goals | 3 / 4 | 75 |
| 2 Points | 3 / 4 | 75 |
| 3 Points | 0 / 0 | 0 |
| Free Throws | 1 / 3 | 33 |

44 AMIGO Daniel



| | M / A | % |
|--------------------|--------|----|
| Fied Goals | 6 / 15 | 40 |
| 2 Points | 6 / 15 | 40 |
| 3 Points | 0 / 0 | 0 |
| Free Throws | 3 / 6 | 50 |



Shot Chart

MEX 74 vs 80 VEN

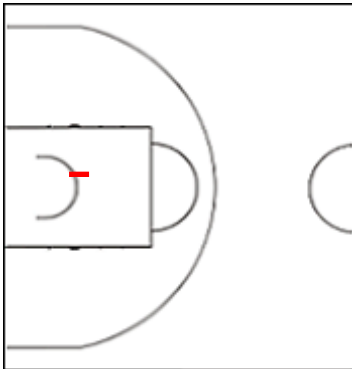
(29-19, 13-16, 13-27, 19-18)

Scoring by 5 min intervals:

| | Q1 | | Q2 | | Q3 | | Q4 | |
|------------|----|----|----|----|----|----|----|----|
| MEX | 11 | 29 | 36 | 42 | 44 | 55 | 65 | 74 |
| VEN | 15 | 19 | 31 | 35 | 48 | 62 | 66 | 80 |

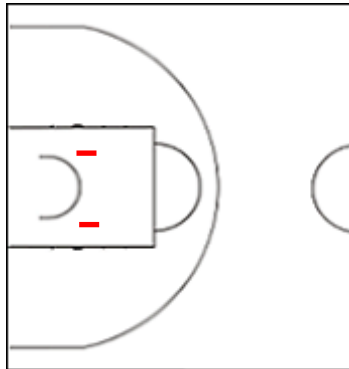
VEN - Venezuela

6 LOPEZ Carlos



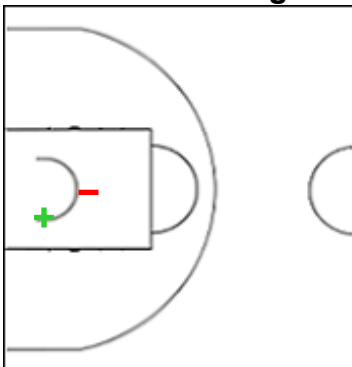
| | M / A | % |
|-------------|-------|---|
| Fied Goals | 0 / 1 | 0 |
| 2 Points | 0 / 1 | 0 |
| 3 Points | 0 / 0 | 0 |
| Free Throws | 0 / 0 | 0 |

11 CAZORLA Harol



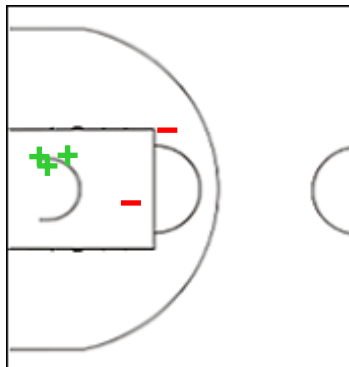
| | M / A | % |
|-------------|-------|-----|
| Fied Goals | 0 / 5 | 0 |
| 2 Points | 0 / 2 | 0 |
| 3 Points | 0 / 3 | 0 |
| Free Throws | 1 / 1 | 100 |

12 MARTINEZ Edgar



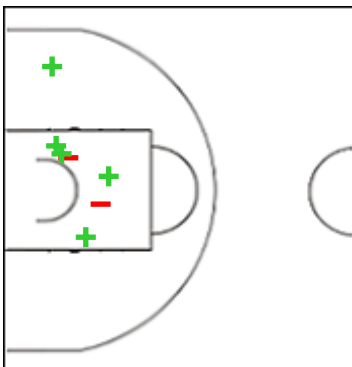
| | M / A | % |
|-------------|-------|----|
| Fied Goals | 5 / 8 | 63 |
| 2 Points | 1 / 2 | 50 |
| 3 Points | 4 / 6 | 67 |
| Free Throws | 0 / 0 | 0 |

13 ASCANIO Jose



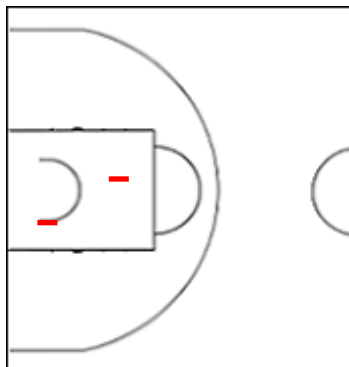
| | M / A | % |
|-------------|--------|----|
| Fied Goals | 6 / 11 | 55 |
| 2 Points | 3 / 5 | 60 |
| 3 Points | 3 / 6 | 50 |
| Free Throws | 2 / 4 | 50 |

15 GRATEROL Windi



| | M / A | % |
|-------------|-------|-----|
| Fied Goals | 6 / 9 | 67 |
| 2 Points | 5 / 7 | 71 |
| 3 Points | 1 / 2 | 50 |
| Free Throws | 4 / 4 | 100 |

20 SIFONTES Yohanner



| | M / A | % |
|-------------|-------|----|
| Fied Goals | 1 / 5 | 20 |
| 2 Points | 0 / 2 | 0 |
| 3 Points | 1 / 3 | 33 |
| Free Throws | 1 / 2 | 50 |



Shot Chart

MEX 74 vs 80 VEN

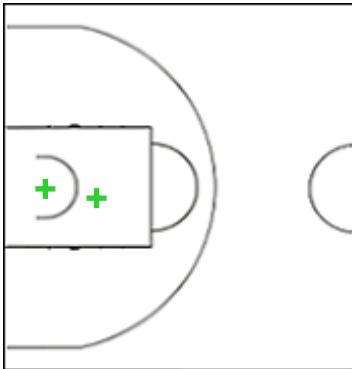
(29-19, 13-16, 13-27, 19-18)

Scoring by 5 min intervals:

| | Q1 | | Q2 | | Q3 | | Q4 | |
|------------|----|----|----|----|----|----|----|----|
| MEX | 11 | 29 | 36 | 42 | 44 | 55 | 65 | 74 |
| VEN | 15 | 19 | 31 | 35 | 48 | 62 | 66 | 80 |

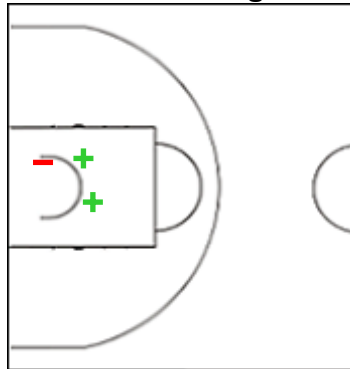
VEN - Venezuela

27 FUENMAYOR Fernando



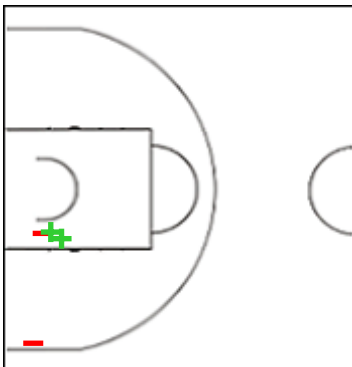
| | M / A | % |
|-------------|-------|-----|
| Fied Goals | 2 / 4 | 50 |
| 2 Points | 2 / 2 | 100 |
| 3 Points | 0 / 2 | 0 |
| Free Throws | 0 / 0 | 0 |

28 BOLIVAR Miguel



| | M / A | % |
|-------------|-------|----|
| Fied Goals | 2 / 3 | 67 |
| 2 Points | 2 / 3 | 67 |
| 3 Points | 0 / 0 | 0 |
| Free Throws | 0 / 0 | 0 |

35 MATERAN Jose



| | M / A | % |
|-------------|--------|----|
| Fied Goals | 7 / 10 | 70 |
| 2 Points | 2 / 4 | 50 |
| 3 Points | 5 / 6 | 83 |
| Free Throws | 0 / 0 | 0 |



Shot Chart

MEX 74 vs 80 VEN

(29-19, 13-16, 13-27, 19-18)

Scoring by 5 min intervals:

| | Q1 | | Q2 | | Q3 | | Q4 | |
|------------|----|----|----|----|----|----|----|----|
| MEX | 11 | 29 | 36 | 42 | 44 | 55 | 65 | 74 |
| VEN | 15 | 19 | 31 | 35 | 48 | 62 | 66 | 80 |

MEX - Mexico

VEN - Venezuela



| | M / A | % |
|--------------------|---------|----|
| Fied Goals | 29 / 60 | 48 |
| 2 Points | 22 / 36 | 61 |
| 3 Points | 7 / 24 | 29 |
| Free Throws | 9 / 18 | 50 |

| % | M / A | |
|----|---------|--------------------|
| 51 | 29 / 57 | Fied Goals |
| 54 | 15 / 28 | 2 Points |
| 48 | 14 / 29 | 3 Points |
| 73 | 8 / 11 | Free Throws |