



**Shot Chart**

**USA 85 vs 84 PUR**

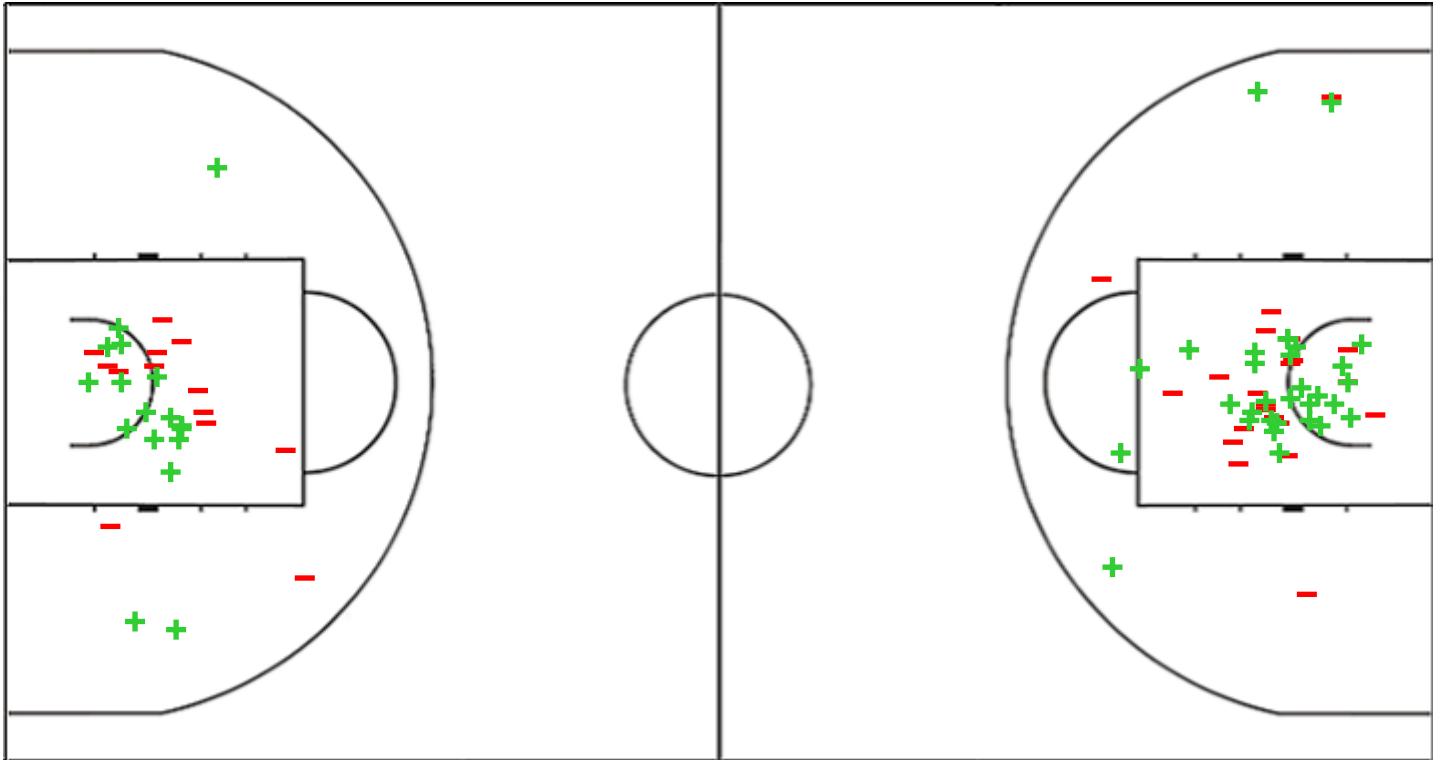
(23-27, 19-15, 22-18, 21-24)

Scoring by 5 min intervals:

	Q1		Q2		Q3		Q4	
<b>USA</b>	7	23	29	42	56	64	74	85
<b>PUR</b>	17	27	39	42	52	60	69	84

**USA - USA**

**PUR - Puerto Rico**



<b>USA</b>	M / A	%
<b>Fied Goals</b>	29 / 66	44
<b>2 Points</b>	17 / 30	57
<b>3 Points</b>	12 / 36	33
<b>Free Throws</b>	15 / 22	68

<b>PUR</b>	M / A	%
<b>Fied Goals</b>	34 / 73	47
<b>2 Points</b>	31 / 55	56
<b>3 Points</b>	3 / 18	17
<b>Free Throws</b>	13 / 18	72



**Shot Chart**

**USA 85 vs 84 PUR**

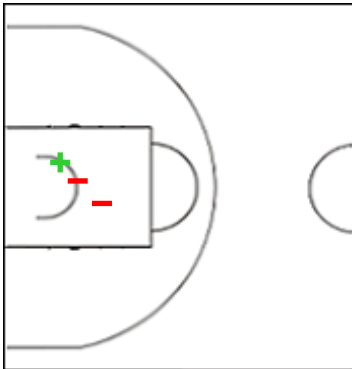
(23-27, 19-15, 22-18, 21-24)

Scoring by 5 min intervals:

	Q1		Q2		Q3		Q4	
<b>USA</b>	7	23	29	42	56	64	74	85
<b>PUR</b>	17	27	39	42	52	60	69	84

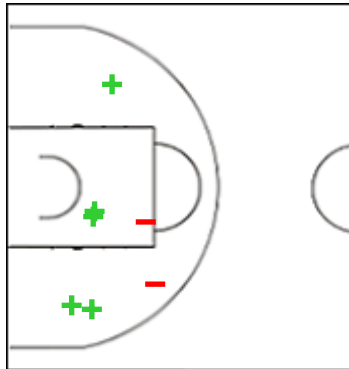
**USA - USA**

**4 MASON Frank**



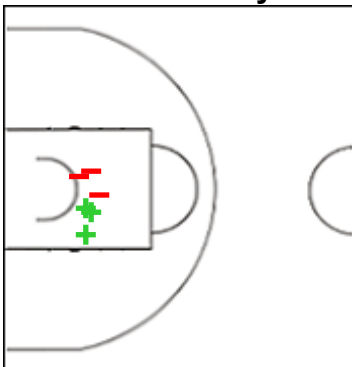
	M / A	%
<b>Fied Goals</b>	1 / 3	33
<b>2 Points</b>	1 / 3	33
<b>3 Points</b>	0 / 0	0
<b>Free Throws</b>	1 / 2	50

**5 COLE Norris**



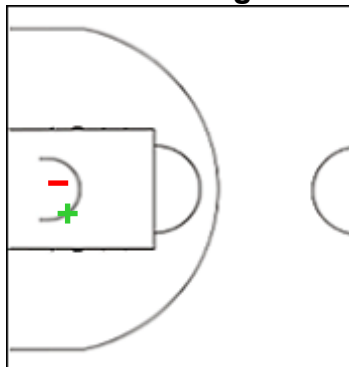
	M / A	%
<b>Fied Goals</b>	8 / 11	73
<b>2 Points</b>	5 / 7	71
<b>3 Points</b>	3 / 4	75
<b>Free Throws</b>	1 / 2	50

**6 PARGO Jeremy**



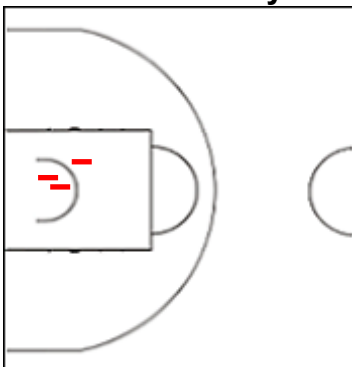
	M / A	%
<b>Fied Goals</b>	6 / 14	43
<b>2 Points</b>	3 / 6	50
<b>3 Points</b>	3 / 8	38
<b>Free Throws</b>	0 / 0	0

**9 SWORD Craig**



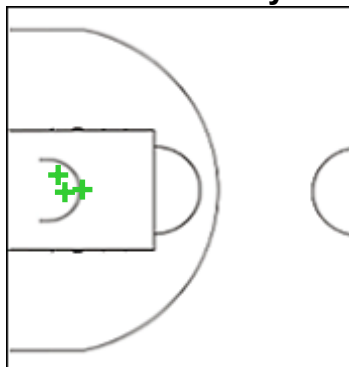
	M / A	%
<b>Fied Goals</b>	1 / 3	33
<b>2 Points</b>	1 / 2	50
<b>3 Points</b>	0 / 1	0
<b>Free Throws</b>	1 / 1	100

**12 LAMB Anthony**



	M / A	%
<b>Fied Goals</b>	2 / 11	18
<b>2 Points</b>	0 / 3	0
<b>3 Points</b>	2 / 8	25
<b>Free Throws</b>	1 / 2	50

**13 CHEATHAM Zylan**



	M / A	%
<b>Fied Goals</b>	3 / 3	100
<b>2 Points</b>	3 / 3	100
<b>3 Points</b>	0 / 0	0
<b>Free Throws</b>	5 / 6	83



**Shot Chart**

**USA 85 vs 84 PUR**

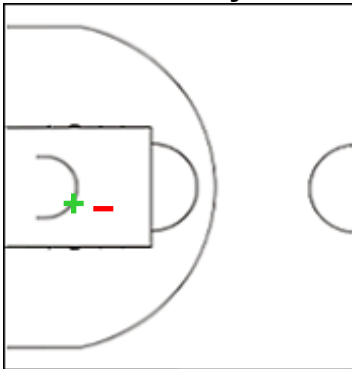
(23-27, 19-15, 22-18, 21-24)

Scoring by 5 min intervals:

	Q1		Q2		Q3		Q4	
<b>USA</b>	7	23	29	42	56	64	74	85
<b>PUR</b>	17	27	39	42	52	60	69	84

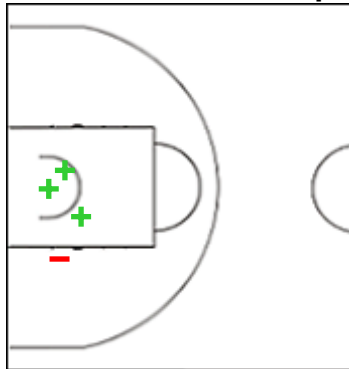
**USA - USA**

**14 CLARK Gary**



	M / A	%
<b>Fied Goals</b>	2 / 8	25
<b>2 Points</b>	1 / 2	50
<b>3 Points</b>	1 / 6	17
<b>Free Throws</b>	0 / 0	0

**15 ZIMMERMAN Stephen**



	M / A	%
<b>Fied Goals</b>	3 / 4	75
<b>2 Points</b>	3 / 4	75
<b>3 Points</b>	0 / 0	0
<b>Free Throws</b>	4 / 7	57



**Shot Chart**

**USA 85 vs 84 PUR**

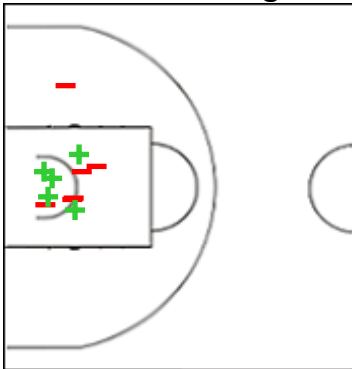
(23-27, 19-15, 22-18, 21-24)

Scoring by 5 min intervals:

	Q1		Q2		Q3		Q4	
<b>USA</b>	7	23	29	42	56	64	74	85
<b>PUR</b>	17	27	39	42	52	60	69	84

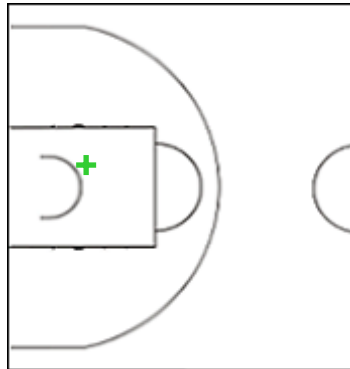
**PUR - Puerto Rico**

**1 CONDITT George**



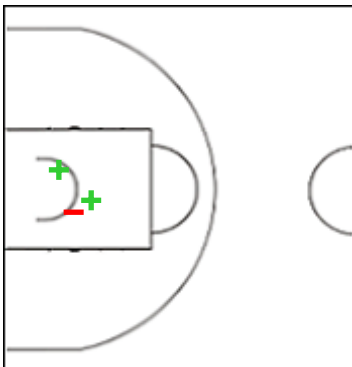
	M / A	%
Fied Goals	6 / 14	43
2 Points	5 / 11	45
3 Points	1 / 3	33
Free Throws	2 / 3	67

**20 CINTRON Jordan**



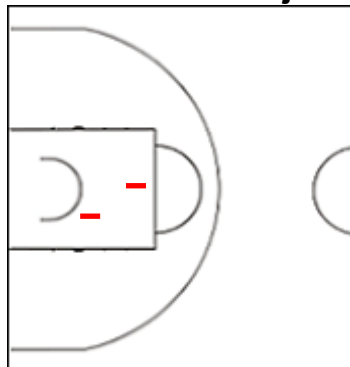
	M / A	%
Fied Goals	1 / 1	100
2 Points	1 / 1	100
3 Points	0 / 0	0
Free Throws	1 / 1	100

**21 REYES Justin**



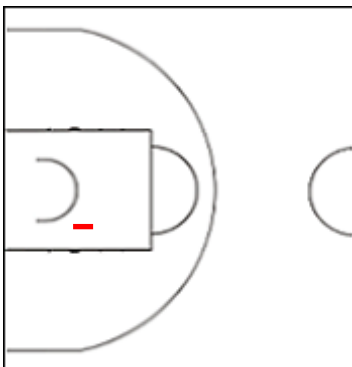
	M / A	%
Fied Goals	2 / 3	67
2 Points	2 / 3	67
3 Points	0 / 0	0
Free Throws	1 / 2	50

**22 FERNANDEZ Tjader**



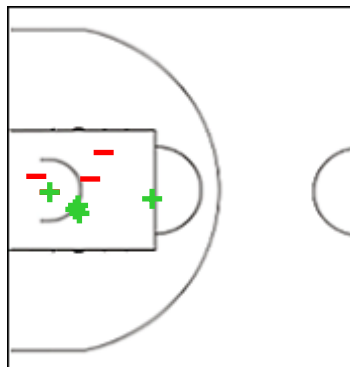
	M / A	%
Fied Goals	0 / 2	0
2 Points	0 / 2	0
3 Points	0 / 0	0
Free Throws	0 / 0	0

**25 PLUMMER Alfonso**



	M / A	%
Fied Goals	0 / 2	0
2 Points	0 / 1	0
3 Points	0 / 1	0
Free Throws	0 / 0	0

**28 ROMERO Ismael**



	M / A	%
Fied Goals	5 / 10	50
2 Points	5 / 10	50
3 Points	0 / 0	0
Free Throws	2 / 3	67



**Shot Chart**

**USA 85 vs 84 PUR**

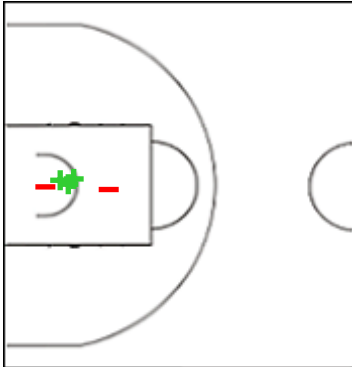
(23-27, 19-15, 22-18, 21-24)

Scoring by 5 min intervals:

	Q1		Q2		Q3		Q4	
<b>USA</b>	7	23	29	42	56	64	74	85
<b>PUR</b>	17	27	39	42	52	60	69	84

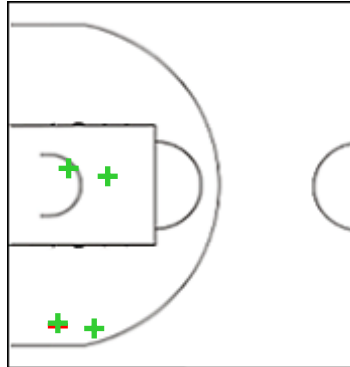
**PUR - Puerto Rico**

**32 ORTIZ Christopher**



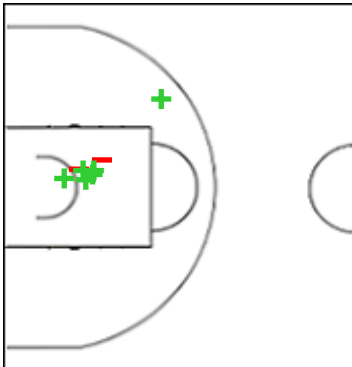
	M / A	%
Fied Goals	3 / 7	43
2 Points	3 / 5	60
3 Points	0 / 2	0
Free Throws	0 / 0	0

**44 MOJICA Javier**



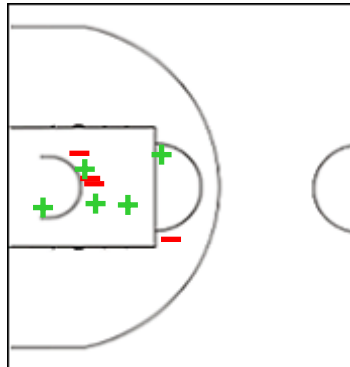
	M / A	%
Fied Goals	5 / 6	83
2 Points	4 / 5	80
3 Points	1 / 1	100
Free Throws	0 / 0	0

**51 WATERS Tremont**



	M / A	%
Fied Goals	7 / 17	41
2 Points	6 / 8	75
3 Points	1 / 9	11
Free Throws	1 / 2	50

**55 THOMPSON Ethan**



	M / A	%
Fied Goals	5 / 11	45
2 Points	5 / 9	56
3 Points	0 / 2	0
Free Throws	6 / 7	86



**Shot Chart**

**USA 85 vs 84 PUR**

(23-27, 19-15, 22-18, 21-24)

Scoring by 5 min intervals:

	Q1		Q2		Q3		Q4	
<b>USA</b>	7	23	29	42	56	64	74	85
<b>PUR</b>	17	27	39	42	52	60	69	84

**USA - USA**

**PUR - Puerto Rico**



	M / A	%
<b>Fied Goals</b>	29 / 66	44
<b>2 Points</b>	17 / 30	57
<b>3 Points</b>	12 / 36	33
<b>Free Throws</b>	15 / 22	68

%	M / A	
47	34 / 73	<b>Fied Goals</b>
56	31 / 55	<b>2 Points</b>
17	3 / 18	<b>3 Points</b>
72	13 / 18	<b>Free Throws</b>