



**Shot Chart**

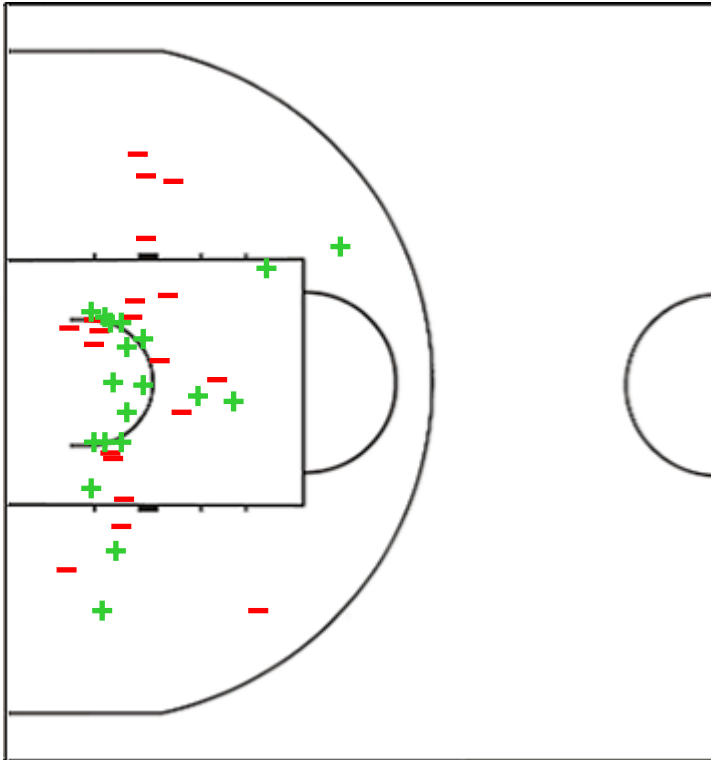
**JOR 60 vs 78 AUS**

(12-27, 14-25, 19-8, 15-18)

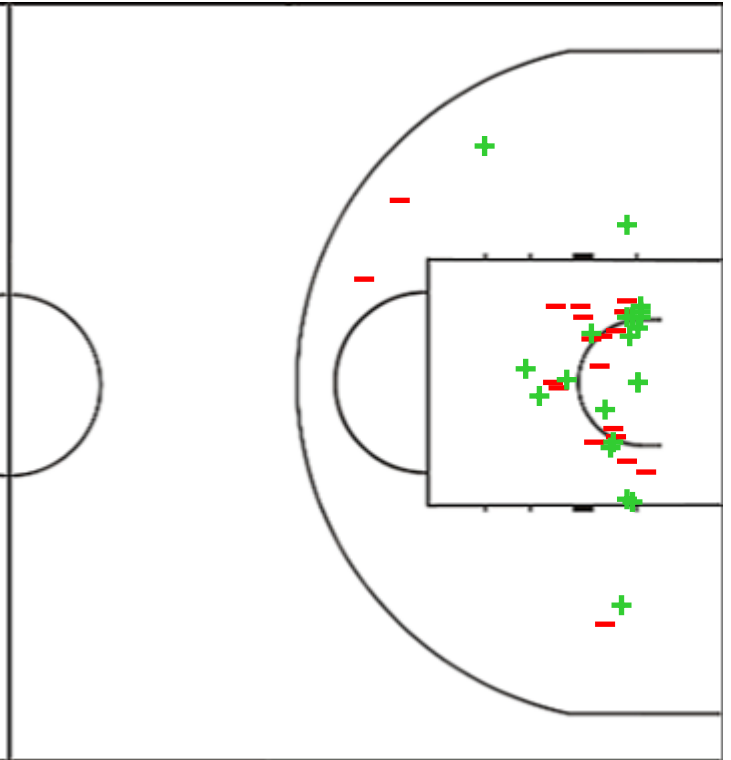
Scoring by 5 min intervals:

|            | Q1 |    | Q2 |    | Q3 |    | Q4 |    |
|------------|----|----|----|----|----|----|----|----|
| <b>JOR</b> | 4  | 12 | 18 | 26 | 35 | 45 | 50 | 60 |
| <b>AUS</b> | 9  | 27 | 39 | 52 | 60 | 60 | 70 | 78 |

**JOR - Jordan**



**AUS - Australia**



| <b>JOR</b>  | M / A   | %   |
|-------------|---------|-----|
| Fied Goals  | 24 / 68 | 35  |
| 2 Points    | 19 / 40 | 48  |
| 3 Points    | 5 / 28  | 18  |
| Free Throws | 7 / 7   | 100 |

| %   | M / A   | <b>AUS</b>  |
|-----|---------|-------------|
| 44  | 31 / 70 | Fied Goals  |
| 53  | 21 / 40 | 2 Points    |
| 33  | 10 / 30 | 3 Points    |
| 100 | 6 / 6   | Free Throws |

**GLOBAL PARTNERS**





**Shot Chart**

**JOR 60 vs 78 AUS**

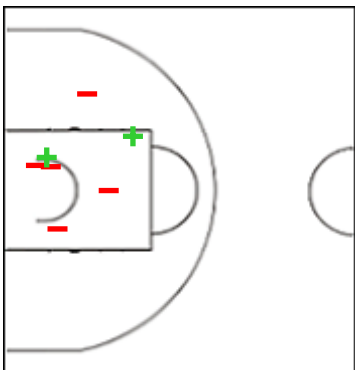
(12-27, 14-25, 19-8, 15-18)

Scoring by 5 min intervals:

|            | Q1 |    | Q2 |    | Q3 |    | Q4 |    |
|------------|----|----|----|----|----|----|----|----|
| <b>JOR</b> | 4  | 12 | 18 | 26 | 35 | 45 | 50 | 60 |
| <b>AUS</b> | 9  | 27 | 39 | 52 | 60 | 60 | 70 | 78 |

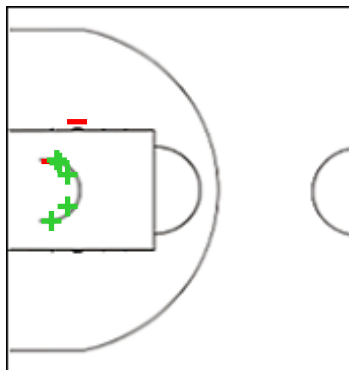
**JOR - Jordan**

**1 ABU HAWWAS Amin**



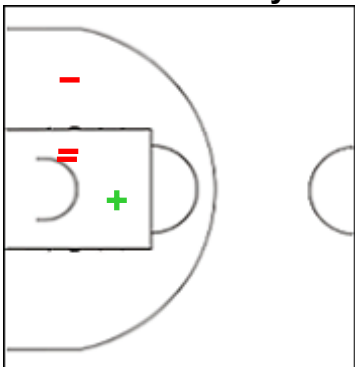
|             | M / A  | %   |
|-------------|--------|-----|
| Fied Goals  | 2 / 10 | 20  |
| 2 Points    | 2 / 7  | 29  |
| 3 Points    | 0 / 3  | 0   |
| Free Throws | 2 / 2  | 100 |

**2 TUCKER Dar**



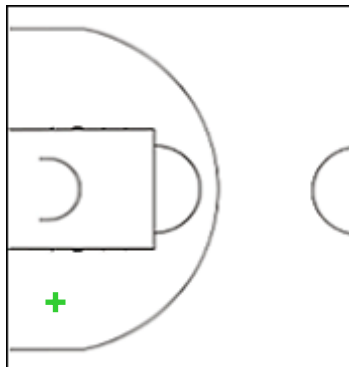
|             | M / A  | %   |
|-------------|--------|-----|
| Fied Goals  | 8 / 14 | 57  |
| 2 Points    | 5 / 7  | 71  |
| 3 Points    | 3 / 7  | 43  |
| Free Throws | 1 / 1  | 100 |

**5 IBRAHIM Freddy**



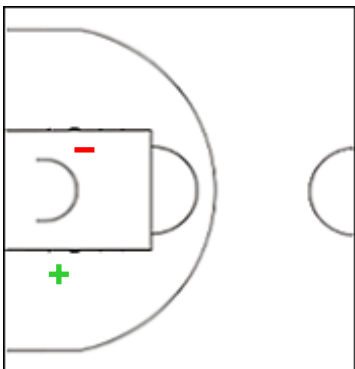
|             | M / A  | %  |
|-------------|--------|----|
| Fied Goals  | 3 / 11 | 27 |
| 2 Points    | 1 / 4  | 25 |
| 3 Points    | 2 / 7  | 29 |
| Free Throws | 0 / 0  | 0  |

**6 ALHENDI Ashraf**



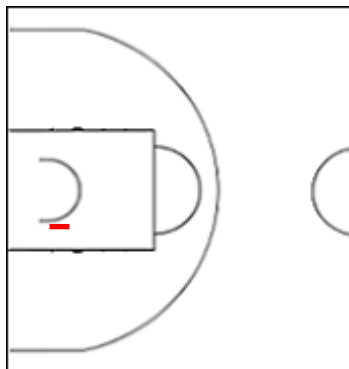
|             | M / A | %   |
|-------------|-------|-----|
| Fied Goals  | 1 / 3 | 33  |
| 2 Points    | 1 / 1 | 100 |
| 3 Points    | 0 / 2 | 0   |
| Free Throws | 0 / 0 | 0   |

**7 ALHAMARSHEH Ahmad**



|             | M / A | %  |
|-------------|-------|----|
| Fied Goals  | 1 / 3 | 33 |
| 2 Points    | 1 / 2 | 50 |
| 3 Points    | 0 / 1 | 0  |
| Free Throws | 0 / 0 | 0  |

**12 ABUWAZANEH Yusef**



|             | M / A | % |
|-------------|-------|---|
| Fied Goals  | 0 / 1 | 0 |
| 2 Points    | 0 / 1 | 0 |
| 3 Points    | 0 / 0 | 0 |
| Free Throws | 0 / 0 | 0 |

**GLOBAL PARTNERS**





**Shot Chart**

**JOR 60 vs 78 AUS**

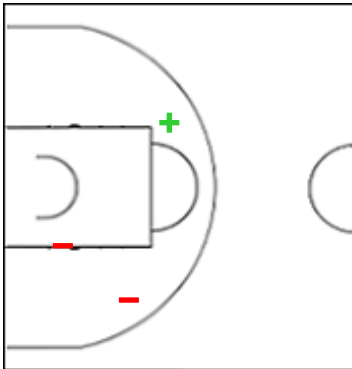
(12-27, 14-25, 19-8, 15-18)

Scoring by 5 min intervals:

|            | Q1 |    | Q2 |    | Q3 |    | Q4 |    |
|------------|----|----|----|----|----|----|----|----|
| <b>JOR</b> | 4  | 12 | 18 | 26 | 35 | 45 | 50 | 60 |
| <b>AUS</b> | 9  | 27 | 39 | 52 | 60 | 60 | 70 | 78 |

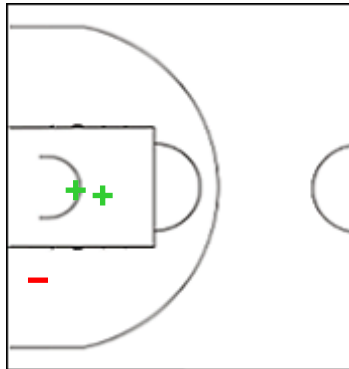
**JOR - Jordan**

**13 HUSSEIN Mohammad**



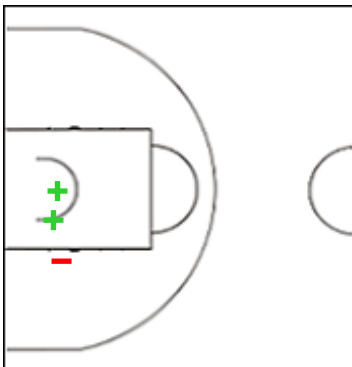
|             | M / A | %   |
|-------------|-------|-----|
| Fied Goals  | 1 / 4 | 25  |
| 2 Points    | 1 / 3 | 33  |
| 3 Points    | 0 / 1 | 0   |
| Free Throws | 2 / 2 | 100 |

**15 ABBAS Zaid**



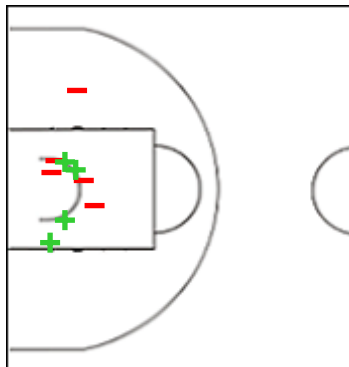
|             | M / A | %  |
|-------------|-------|----|
| Fied Goals  | 2 / 4 | 50 |
| 2 Points    | 2 / 3 | 67 |
| 3 Points    | 0 / 1 | 0  |
| Free Throws | 0 / 0 | 0  |

**21 ABBAAS Hashem**



|             | M / A | %  |
|-------------|-------|----|
| Fied Goals  | 2 / 6 | 33 |
| 2 Points    | 2 / 3 | 67 |
| 3 Points    | 0 / 3 | 0  |
| Free Throws | 0 / 0 | 0  |

**44 AL DWAIRI Ahmad**



|             | M / A | %   |
|-------------|-------|-----|
| Fied Goals  | 4 / 9 | 44  |
| 2 Points    | 4 / 9 | 44  |
| 3 Points    | 0 / 0 | 0   |
| Free Throws | 2 / 2 | 100 |

**GLOBAL PARTNERS**





**Shot Chart**

**JOR 60 vs 78 AUS**

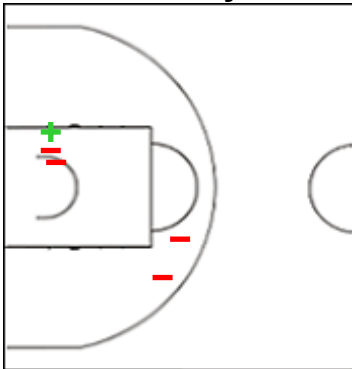
(12-27, 14-25, 19-8, 15-18)

Scoring by 5 min intervals:

|            | Q1 |    | Q2 |    | Q3 |    | Q4 |    |
|------------|----|----|----|----|----|----|----|----|
| <b>JOR</b> | 4  | 12 | 18 | 26 | 35 | 45 | 50 | 60 |
| <b>AUS</b> | 9  | 27 | 39 | 52 | 60 | 60 | 70 | 78 |

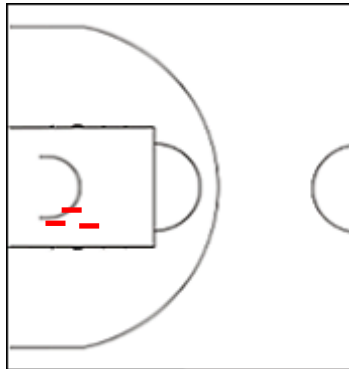
**AUS - Australia**

**5 PROCTOR Tyrese**



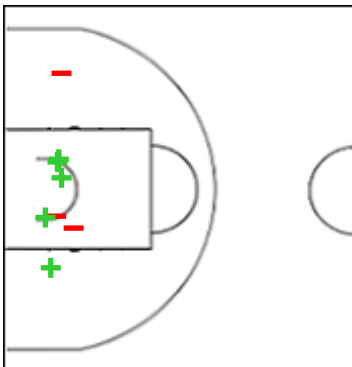
|             | M / A | %   |
|-------------|-------|-----|
| Fied Goals  | 1 / 6 | 17  |
| 2 Points    | 1 / 5 | 20  |
| 3 Points    | 0 / 1 | 0   |
| Free Throws | 2 / 2 | 100 |

**6 SWAKA LO BULUK Wani**



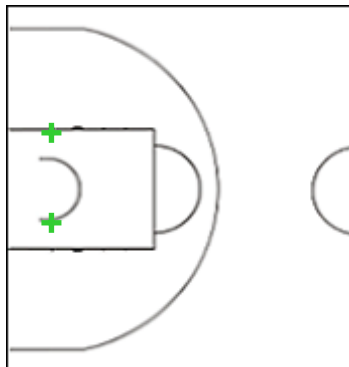
|             | M / A | % |
|-------------|-------|---|
| Fied Goals  | 0 / 5 | 0 |
| 2 Points    | 0 / 3 | 0 |
| 3 Points    | 0 / 2 | 0 |
| Free Throws | 0 / 0 | 0 |

**7 MAKER Thon**



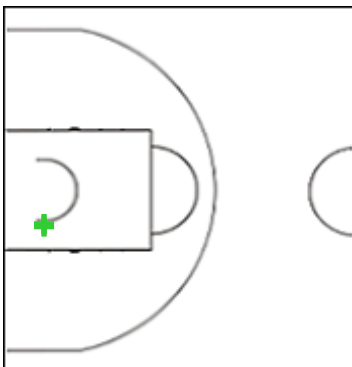
|             | M / A  | %   |
|-------------|--------|-----|
| Fied Goals  | 8 / 14 | 57  |
| 2 Points    | 5 / 8  | 63  |
| 3 Points    | 3 / 6  | 50  |
| Free Throws | 4 / 4  | 100 |

**9 MCDOWELL-WHITE William**



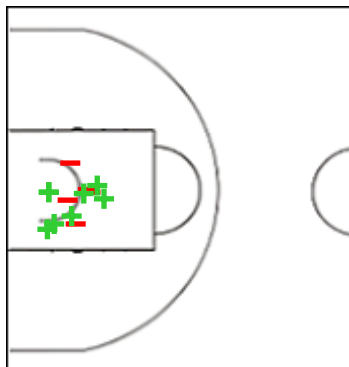
|             | M / A | %   |
|-------------|-------|-----|
| Fied Goals  | 3 / 6 | 50  |
| 2 Points    | 2 / 2 | 100 |
| 3 Points    | 1 / 4 | 25  |
| Free Throws | 0 / 0 | 0   |

**10 MCCARRON Mitchell**



|             | M / A | %   |
|-------------|-------|-----|
| Fied Goals  | 3 / 6 | 50  |
| 2 Points    | 2 / 2 | 100 |
| 3 Points    | 1 / 4 | 25  |
| Free Throws | 0 / 0 | 0   |

**13 FROLING Samson James**



|             | M / A  | %  |
|-------------|--------|----|
| Fied Goals  | 8 / 13 | 62 |
| 2 Points    | 8 / 13 | 62 |
| 3 Points    | 0 / 0  | 0  |
| Free Throws | 0 / 0  | 0  |

**GLOBAL PARTNERS**





**Shot Chart**

**JOR 60 vs 78 AUS**

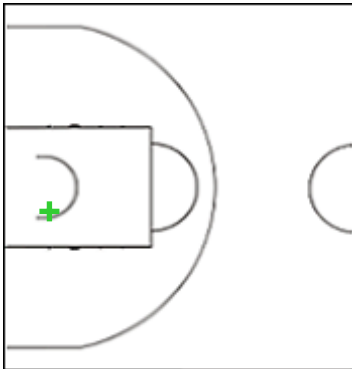
(12-27, 14-25, 19-8, 15-18)

Scoring by 5 min intervals:

|            | Q1 |    | Q2 |    | Q3 |    | Q4 |    |
|------------|----|----|----|----|----|----|----|----|
| <b>JOR</b> | 4  | 12 | 18 | 26 | 35 | 45 | 50 | 60 |
| <b>AUS</b> | 9  | 27 | 39 | 52 | 60 | 60 | 70 | 78 |

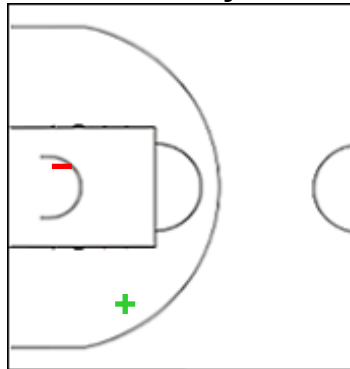
**AUS - Australia**

**14 OKWERA Wena David**



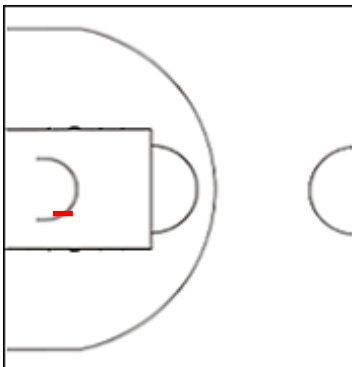
|             | M / A | %   |
|-------------|-------|-----|
| Fied Goals  | 2 / 2 | 100 |
| 2 Points    | 1 / 1 | 100 |
| 3 Points    | 1 / 1 | 100 |
| Free Throws | 0 / 0 | 0   |

**25 VAGUE Rhys Anthony**



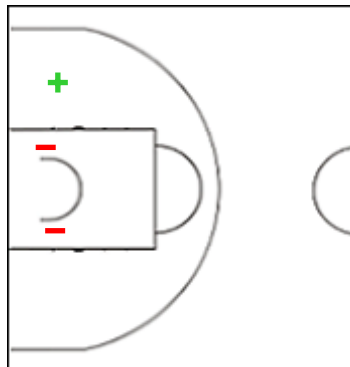
|             | M / A | %  |
|-------------|-------|----|
| Fied Goals  | 3 / 6 | 50 |
| 2 Points    | 1 / 2 | 50 |
| 3 Points    | 2 / 4 | 50 |
| Free Throws | 0 / 0 | 0  |

**30 MCDANIEL Samuel**



|             | M / A | % |
|-------------|-------|---|
| Fied Goals  | 0 / 2 | 0 |
| 2 Points    | 0 / 1 | 0 |
| 3 Points    | 0 / 1 | 0 |
| Free Throws | 0 / 0 | 0 |

**35 STEINDL Clinton Harold**



|             | M / A | %  |
|-------------|-------|----|
| Fied Goals  | 3 / 9 | 33 |
| 2 Points    | 1 / 3 | 33 |
| 3 Points    | 2 / 6 | 33 |
| Free Throws | 0 / 0 | 0  |

**GLOBAL PARTNERS**





**Shot Chart**

**JOR 60 vs 78 AUS**

(12-27, 14-25, 19-8, 15-18)

Scoring by 5 min intervals:

|            | Q1 |    | Q2 |    | Q3 |    | Q4 |    |
|------------|----|----|----|----|----|----|----|----|
| <b>JOR</b> | 4  | 12 | 18 | 26 | 35 | 45 | 50 | 60 |
| <b>AUS</b> | 9  | 27 | 39 | 52 | 60 | 60 | 70 | 78 |

**JOR - Jordan**

**AUS - Australia**



|                    | M / A   | %   |
|--------------------|---------|-----|
| <b>Fied Goals</b>  | 24 / 68 | 35  |
| <b>2 Points</b>    | 19 / 40 | 48  |
| <b>3 Points</b>    | 5 / 28  | 18  |
| <b>Free Throws</b> | 7 / 7   | 100 |

| %   | M / A   |                    |
|-----|---------|--------------------|
| 44  | 31 / 70 | <b>Fied Goals</b>  |
| 53  | 21 / 40 | <b>2 Points</b>    |
| 33  | 10 / 30 | <b>3 Points</b>    |
| 100 | 6 / 6   | <b>Free Throws</b> |

**GLOBAL PARTNERS**

