



Shot Chart

PHI 101 vs 59 IND

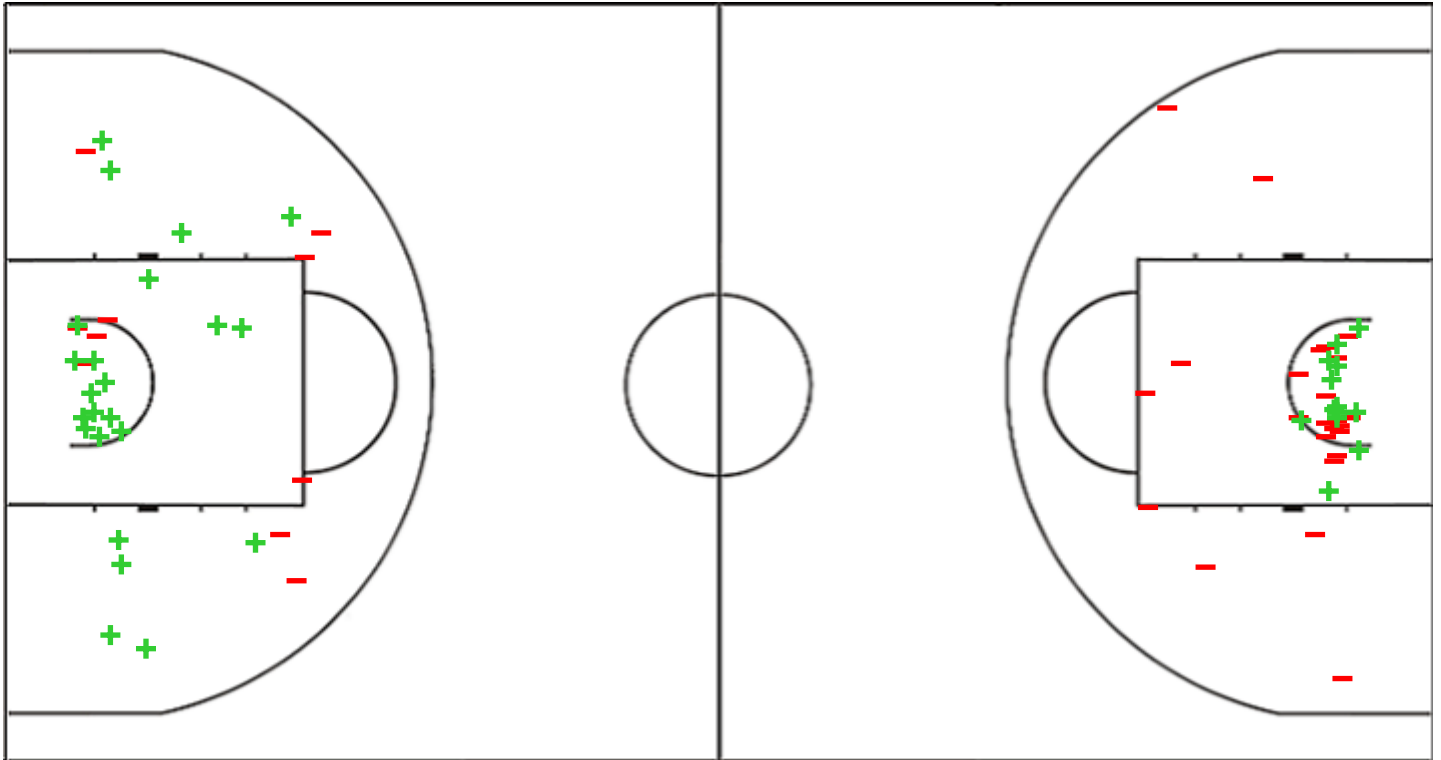
(20-13, 31-20, 31-10, 19-16)

Scoring by 5 min intervals:

| | Q1 | | Q2 | | Q3 | | Q4 | |
|------------|----|----|----|----|----|----|----|-----|
| PHI | 4 | 20 | 35 | 51 | 65 | 82 | 90 | 101 |
| IND | 4 | 13 | 20 | 33 | 35 | 43 | 53 | 59 |

PHI - Philippines

IND - India



| PHI | M / A | % |
|--------------------|---------|----|
| Fied Goals | 35 / 59 | 59 |
| 2 Points | 23 / 33 | 70 |
| 3 Points | 12 / 26 | 46 |
| Free Throws | 19 / 24 | 79 |

| % | M / A | IND |
|----|---------|--------------------|
| 36 | 20 / 56 | Fied Goals |
| 35 | 13 / 37 | 2 Points |
| 37 | 7 / 19 | 3 Points |
| 60 | 12 / 20 | Free Throws |

GLOBAL PARTNERS





Shot Chart

PHI 101 vs 59 IND

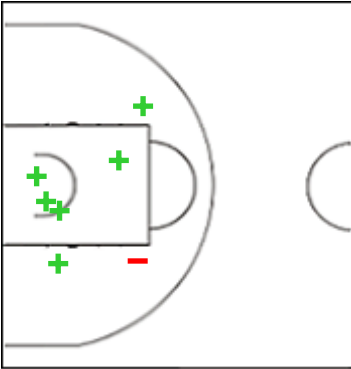
(20-13, 31-20, 31-10, 19-16)

Scoring by 5 min intervals:

| | Q1 | | Q2 | | Q3 | | Q4 | |
|------------|----|----|----|----|----|----|----|-----|
| PHI | 4 | 20 | 35 | 51 | 65 | 82 | 90 | 101 |
| IND | 4 | 13 | 20 | 33 | 35 | 43 | 53 | 59 |

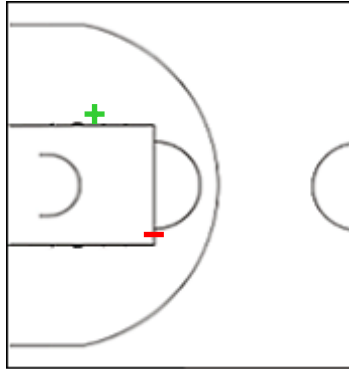
PHI - Philippines

0 RAVENA Thirdy



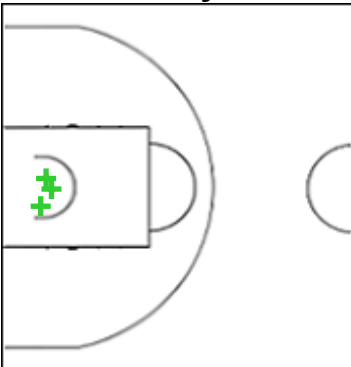
| | M / A | % |
|-------------|-------|-----|
| Fied Goals | 7 / 8 | 88 |
| 2 Points | 6 / 7 | 86 |
| 3 Points | 1 / 1 | 100 |
| Free Throws | 2 / 2 | 100 |

3 ABARRIENTOS Rhon Jhay



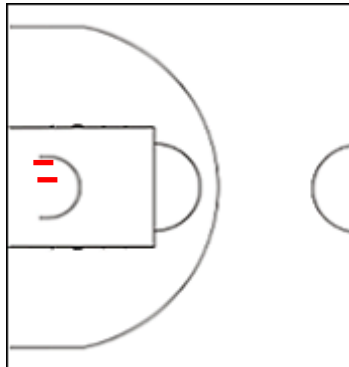
| | M / A | % |
|-------------|-------|----|
| Fied Goals | 3 / 7 | 43 |
| 2 Points | 1 / 2 | 50 |
| 3 Points | 2 / 5 | 40 |
| Free Throws | 0 / 0 | 0 |

7 ERRAM Poy



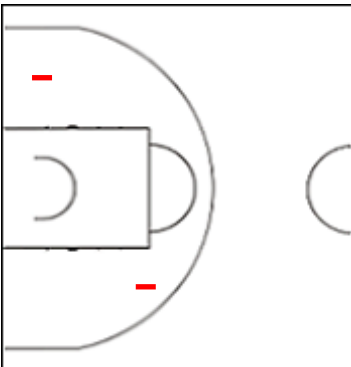
| | M / A | % |
|-------------|-------|-----|
| Fied Goals | 3 / 5 | 60 |
| 2 Points | 3 / 3 | 100 |
| 3 Points | 0 / 2 | 0 |
| Free Throws | 0 / 0 | 0 |

10 ABANDO Rhenz Joseph



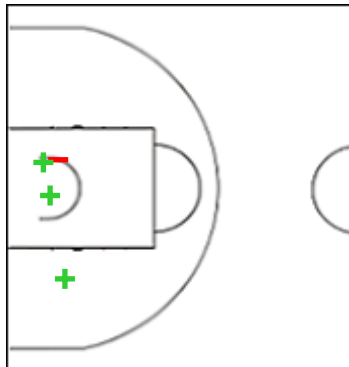
| | M / A | % |
|-------------|-------|----|
| Fied Goals | 3 / 6 | 50 |
| 2 Points | 0 / 2 | 0 |
| 3 Points | 3 / 4 | 75 |
| Free Throws | 1 / 3 | 33 |

15 RAVENA Kiefer



| | M / A | % |
|-------------|-------|-----|
| Fied Goals | 1 / 3 | 33 |
| 2 Points | 0 / 2 | 0 |
| 3 Points | 1 / 1 | 100 |
| Free Throws | 0 / 0 | 0 |

17 LOPEZ Francis



| | M / A | % |
|-------------|-------|-----|
| Fied Goals | 3 / 4 | 75 |
| 2 Points | 3 / 4 | 75 |
| 3 Points | 0 / 0 | 0 |
| Free Throws | 2 / 2 | 100 |

GLOBAL PARTNERS





Shot Chart

PHI 101 vs 59 IND

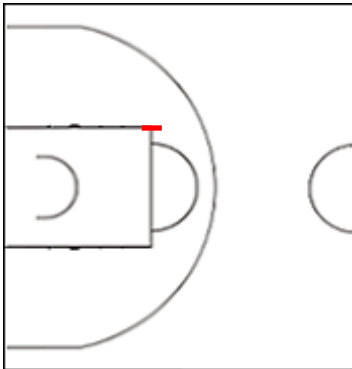
(20-13, 31-20, 31-10, 19-16)

Scoring by 5 min intervals:

| | Q1 | | Q2 | | Q3 | | Q4 | |
|------------|----|----|----|----|----|----|----|-----|
| PHI | 4 | 20 | 35 | 51 | 65 | 82 | 90 | 101 |
| IND | 4 | 13 | 20 | 33 | 35 | 43 | 53 | 59 |

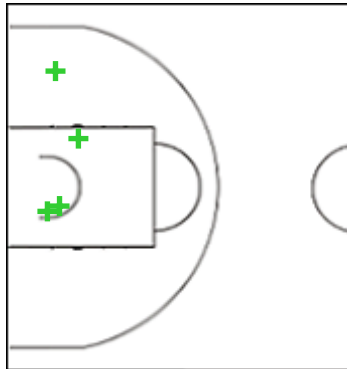
PHI - Philippines

18 CHIU Shaun Geoffrey



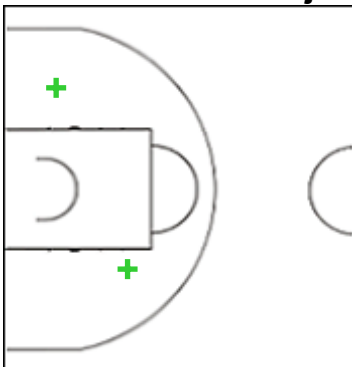
| | M / A | % |
|-------------|-------|---|
| Fied Goals | 0 / 1 | 0 |
| 2 Points | 0 / 1 | 0 |
| 3 Points | 0 / 0 | 0 |
| Free Throws | 0 / 2 | 0 |

23 NAVARRO William



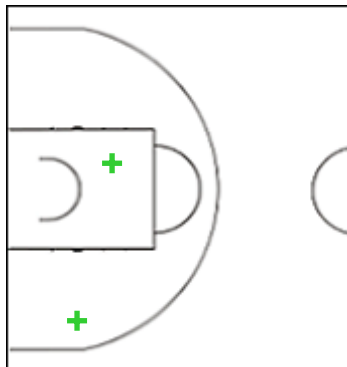
| | M / A | % |
|-------------|-------|-----|
| Fied Goals | 6 / 7 | 86 |
| 2 Points | 4 / 4 | 100 |
| 3 Points | 2 / 3 | 67 |
| Free Throws | 4 / 5 | 80 |

27 BELANGEL Samjosef



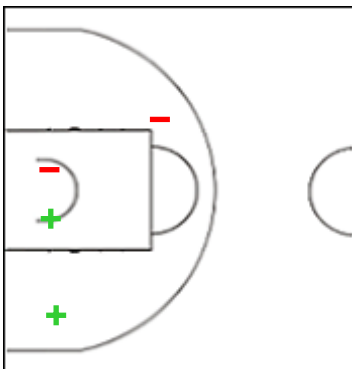
| | M / A | % |
|-------------|-------|-----|
| Fied Goals | 2 / 2 | 100 |
| 2 Points | 2 / 2 | 100 |
| 3 Points | 0 / 0 | 0 |
| Free Throws | 0 / 0 | 0 |

28 QUIAMBAO Karl Kevin



| | M / A | % |
|-------------|-------|-----|
| Fied Goals | 2 / 3 | 67 |
| 2 Points | 2 / 2 | 100 |
| 3 Points | 0 / 1 | 0 |
| Free Throws | 2 / 2 | 100 |

33 TAMAYO Carl Vincent



| | M / A | % |
|-------------|-------|-----|
| Fied Goals | 3 / 9 | 33 |
| 2 Points | 2 / 4 | 50 |
| 3 Points | 1 / 5 | 20 |
| Free Throws | 2 / 2 | 100 |

GLOBAL PARTNERS





Shot Chart

PHI 101 vs 59 IND

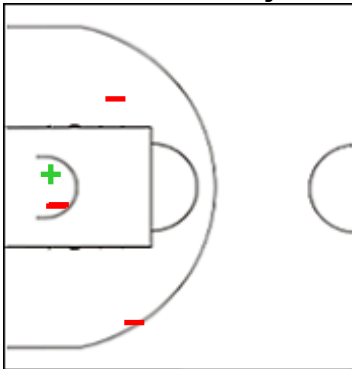
(20-13, 31-20, 31-10, 19-16)

Scoring by 5 min intervals:

| | Q1 | | Q2 | | Q3 | | Q4 | |
|------------|----|----|----|----|----|----|----|-----|
| PHI | 4 | 20 | 35 | 51 | 65 | 82 | 90 | 101 |
| IND | 4 | 13 | 20 | 33 | 35 | 43 | 53 | 59 |

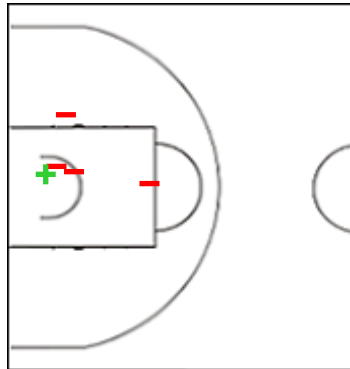
IND - India

1 SEKHON Sahaij Pratap Singh



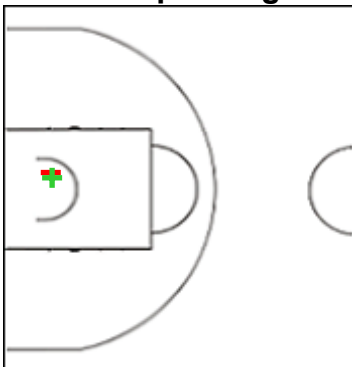
| | M / A | % |
|-------------|-------|----|
| Fied Goals | 2 / 8 | 25 |
| 2 Points | 1 / 5 | 20 |
| 3 Points | 1 / 3 | 33 |
| Free Throws | 0 / 0 | 0 |

7 HAFEEZ Muin Bek



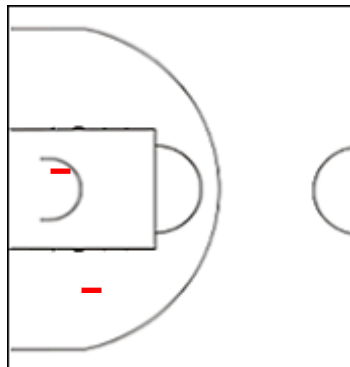
| | M / A | % |
|-------------|--------|----|
| Fied Goals | 5 / 13 | 38 |
| 2 Points | 1 / 5 | 20 |
| 3 Points | 4 / 8 | 50 |
| Free Throws | 0 / 2 | 0 |

10 - Amritpal Singh



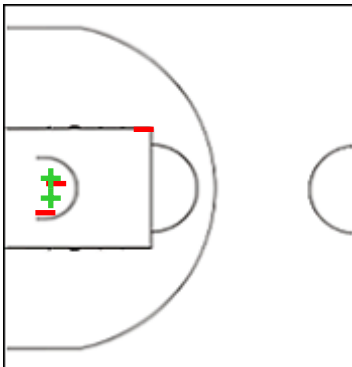
| | M / A | % |
|-------------|-------|----|
| Fied Goals | 1 / 3 | 33 |
| 2 Points | 1 / 2 | 50 |
| 3 Points | 0 / 1 | 0 |
| Free Throws | 0 / 0 | 0 |

12 NAYAK Amarendra



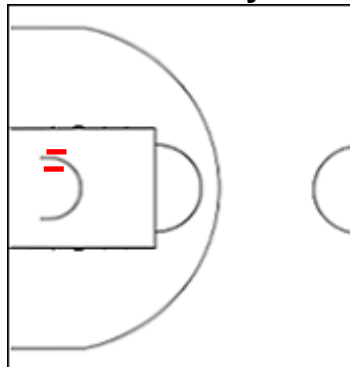
| | M / A | % |
|-------------|-------|---|
| Fied Goals | 0 / 2 | 0 |
| 2 Points | 0 / 2 | 0 |
| 3 Points | 0 / 0 | 0 |
| Free Throws | 0 / 0 | 0 |

15 RAWAT Prashant Singh



| | M / A | % |
|-------------|-------|----|
| Fied Goals | 2 / 6 | 33 |
| 2 Points | 2 / 5 | 40 |
| 3 Points | 0 / 1 | 0 |
| Free Throws | 2 / 4 | 50 |

17 TOMAR Pratyanshu



| | M / A | % |
|-------------|-------|-----|
| Fied Goals | 2 / 4 | 50 |
| 2 Points | 0 / 2 | 0 |
| 3 Points | 2 / 2 | 100 |
| Free Throws | 1 / 2 | 50 |

GLOBAL PARTNERS





Shot Chart

PHI 101 vs 59 IND

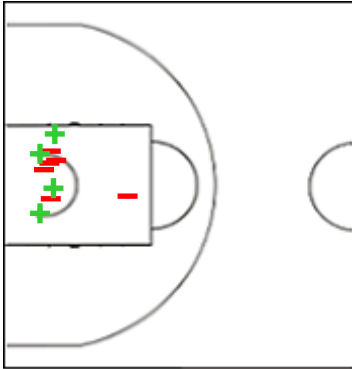
(20-13, 31-20, 31-10, 19-16)

Scoring by 5 min intervals:

| | Q1 | | Q2 | | Q3 | | Q4 | |
|------------|----|----|----|----|----|----|----|-----|
| PHI | 4 | 20 | 35 | 51 | 65 | 82 | 90 | 101 |
| IND | 4 | 13 | 20 | 33 | 35 | 43 | 53 | 59 |

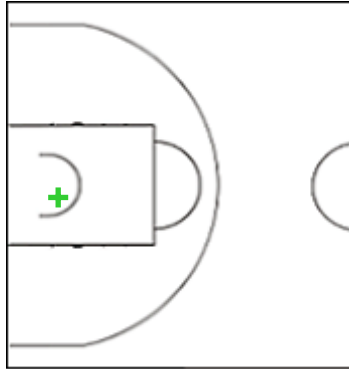
IND - India

19 PRINCE Pranav



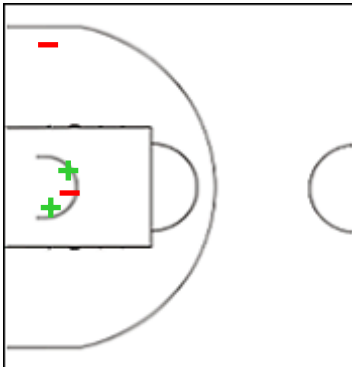
| | M / A | % |
|--------------------|--------|----|
| Fied Goals | 4 / 12 | 33 |
| 2 Points | 4 / 10 | 40 |
| 3 Points | 0 / 2 | 0 |
| Free Throws | 3 / 6 | 50 |

36 - Aryan



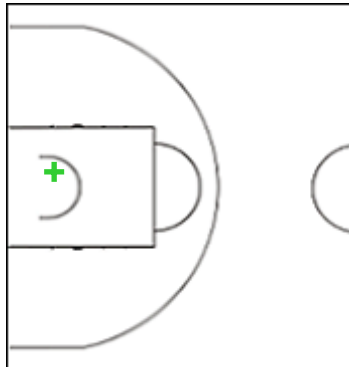
| | M / A | % |
|--------------------|-------|-----|
| Fied Goals | 1 / 1 | 100 |
| 2 Points | 1 / 1 | 100 |
| 3 Points | 0 / 0 | 0 |
| Free Throws | 0 / 0 | 0 |

77 MUTHU KRISHNAN Arvind



| | M / A | % |
|--------------------|-------|----|
| Fied Goals | 2 / 6 | 33 |
| 2 Points | 2 / 4 | 50 |
| 3 Points | 0 / 2 | 0 |
| Free Throws | 0 / 0 | 0 |

99 SINGH Kushal



| | M / A | % |
|--------------------|-------|-----|
| Fied Goals | 1 / 1 | 100 |
| 2 Points | 1 / 1 | 100 |
| 3 Points | 0 / 0 | 0 |
| Free Throws | 6 / 6 | 100 |

GLOBAL PARTNERS





Shot Chart

PHI 101 vs 59 IND

(20-13, 31-20, 31-10, 19-16)

Scoring by 5 min intervals:

| | Q1 | | Q2 | | Q3 | | Q4 | |
|------------|----|----|----|----|----|----|----|-----|
| PHI | 4 | 20 | 35 | 51 | 65 | 82 | 90 | 101 |
| IND | 4 | 13 | 20 | 33 | 35 | 43 | 53 | 59 |

PHI - Philippines

IND - India



| | M / A | % |
|--------------------|---------|----|
| Fied Goals | 35 / 59 | 59 |
| 2 Points | 23 / 33 | 70 |
| 3 Points | 12 / 26 | 46 |
| Free Throws | 19 / 24 | 79 |

| % | M / A | |
|----|---------|--------------------|
| 36 | 20 / 56 | Fied Goals |
| 35 | 13 / 37 | 2 Points |
| 37 | 7 / 19 | 3 Points |
| 60 | 12 / 20 | Free Throws |

GLOBAL PARTNERS

