



Shot Chart

PHI 75 vs 92 NZL

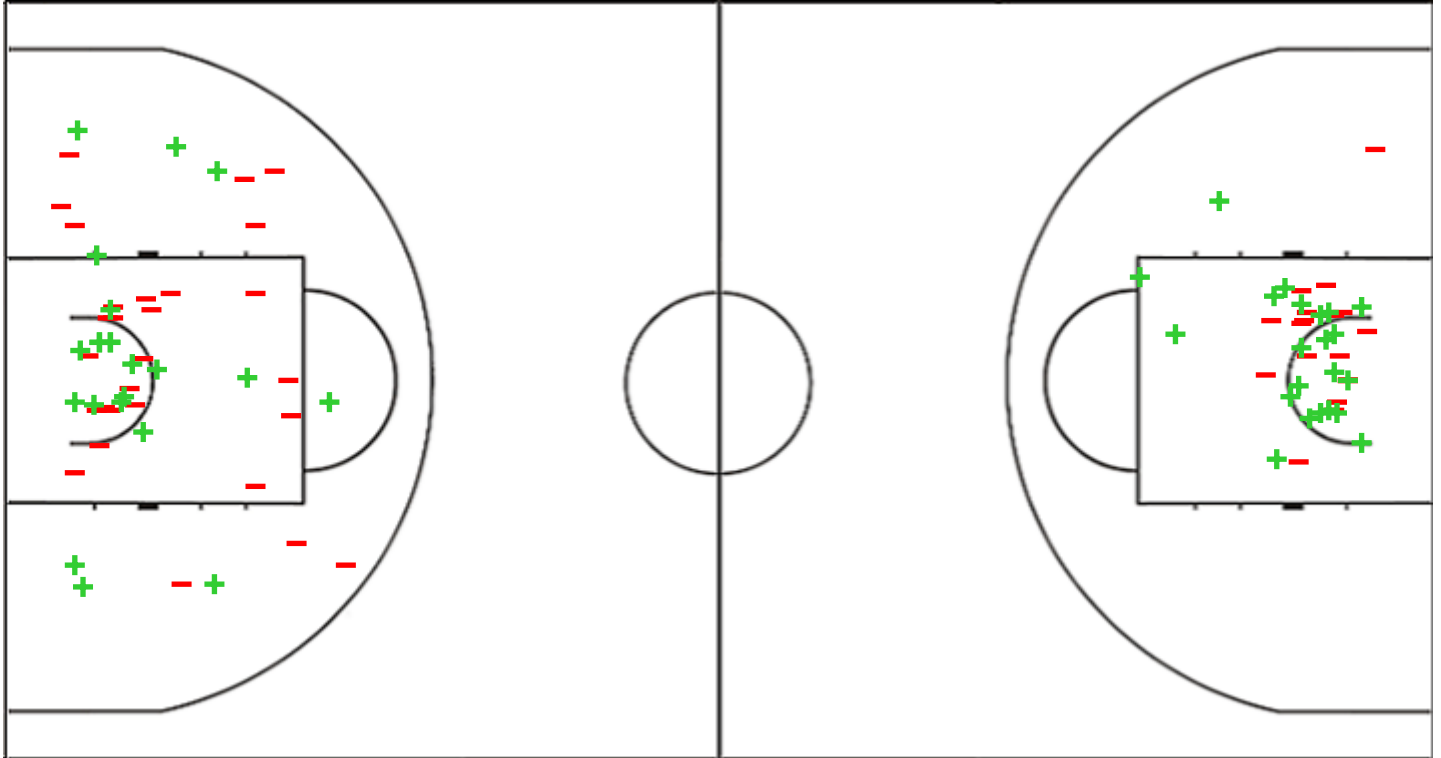
(16-30, 22-16, 14-21, 23-25)

Scoring by 5 min intervals:

	Q1		Q2		Q3		Q4	
PHI	8	16	26	38	42	52	63	75
NZL	17	30	38	46	57	67	77	92

PHI - Philippines

NZL - New Zealand



PHI	M / A	%
Fied Goals	28 / 75	37
2 Points	22 / 50	44
3 Points	6 / 25	24
Free Throws	13 / 15	87

%	M / A	NZL
45	33 / 74	Fied Goals
50	22 / 44	2 Points
37	11 / 30	3 Points
88	15 / 17	Free Throws

GLOBAL PARTNERS





Shot Chart

PHI 75 vs 92 NZL

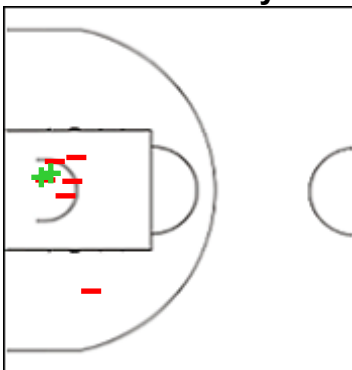
(16-30, 22-16, 14-21, 23-25)

Scoring by 5 min intervals:

	Q1		Q2		Q3		Q4	
PHI	8	16	26	38	42	52	63	75
NZL	17	30	38	46	57	67	77	92

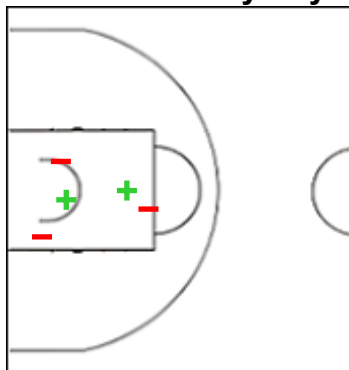
PHI - Philippines

0 RAVENA Thirdy



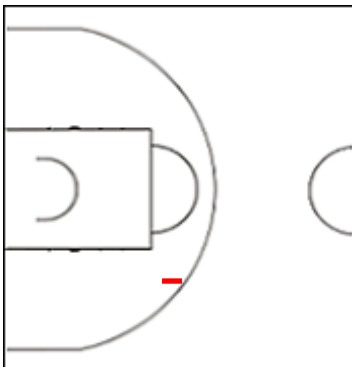
	M / A	%
Fied Goals	2 / 12	17
2 Points	2 / 8	25
3 Points	0 / 4	0
Free Throws	3 / 5	60

1 PARKS Bobby Ray



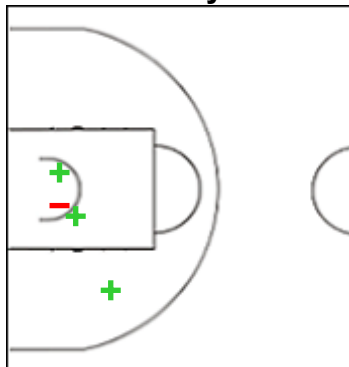
	M / A	%
Fied Goals	3 / 8	38
2 Points	2 / 5	40
3 Points	1 / 3	33
Free Throws	3 / 3	100

3 ABARRIENTOS Rhon Jhay



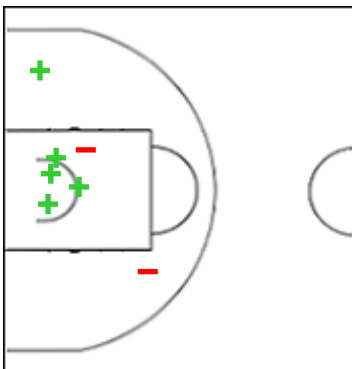
	M / A	%
Fied Goals	0 / 1	0
2 Points	0 / 1	0
3 Points	0 / 0	0
Free Throws	0 / 0	0

7 ERRAM Poy



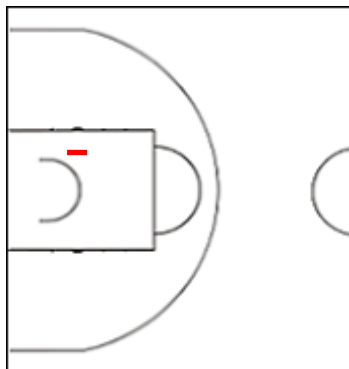
	M / A	%
Fied Goals	3 / 5	60
2 Points	3 / 4	75
3 Points	0 / 1	0
Free Throws	0 / 0	0

15 RAVENA Kiefer



	M / A	%
Fied Goals	6 / 13	46
2 Points	5 / 7	71
3 Points	1 / 6	17
Free Throws	4 / 4	100

18 CHIU Shaun Geoffrey



	M / A	%
Fied Goals	0 / 1	0
2 Points	0 / 1	0
3 Points	0 / 0	0
Free Throws	0 / 0	0

GLOBAL PARTNERS





Shot Chart

PHI 75 vs 92 NZL

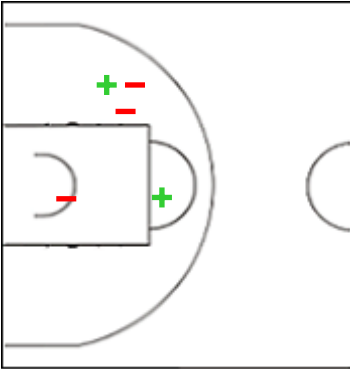
(16-30, 22-16, 14-21, 23-25)

Scoring by 5 min intervals:

	Q1		Q2		Q3		Q4	
PHI	8	16	26	38	42	52	63	75
NZL	17	30	38	46	57	67	77	92

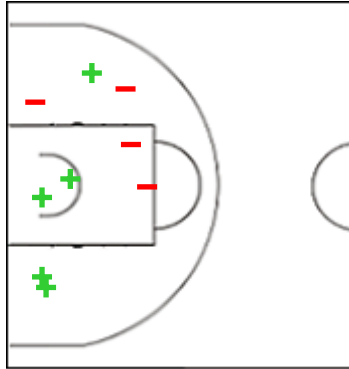
PHI - Philippines

27 BELANGEL Samjosef



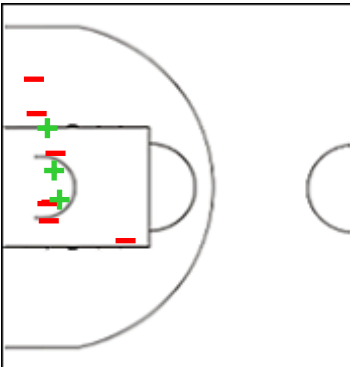
	M / A	%
Fied Goals	2 / 6	33
2 Points	2 / 5	40
3 Points	0 / 1	0
Free Throws	0 / 0	0

28 QUIAMBAO Karl Kevin



	M / A	%
Fied Goals	6 / 12	50
2 Points	5 / 9	56
3 Points	1 / 3	33
Free Throws	1 / 1	100

33 TAMAYO Carl Vincent



	M / A	%
Fied Goals	5 / 14	36
2 Points	3 / 10	30
3 Points	2 / 4	50
Free Throws	2 / 2	100

GLOBAL PARTNERS





Shot Chart

PHI 75 vs 92 NZL

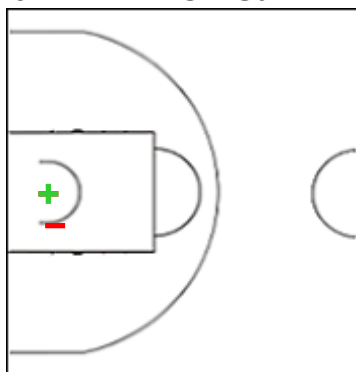
(16-30, 22-16, 14-21, 23-25)

Scoring by 5 min intervals:

	Q1		Q2		Q3		Q4	
PHI	8	16	26	38	42	52	63	75
NZL	17	30	38	46	57	67	77	92

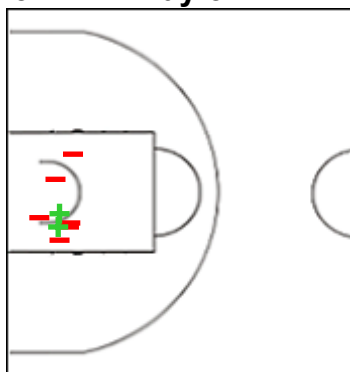
NZL - New Zealand

3 MENNENGA Sam



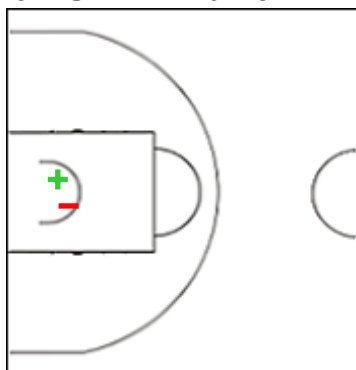
	M / A	%
Fied Goals	1 / 6	17
2 Points	1 / 3	33
3 Points	0 / 3	0
Free Throws	0 / 2	0

5 BRITT Taylor



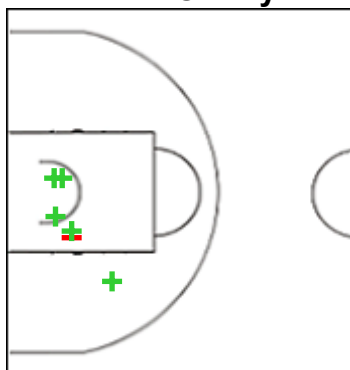
	M / A	%
Fied Goals	2 / 10	20
2 Points	2 / 8	25
3 Points	0 / 2	0
Free Throws	4 / 4	100

6 MURRAY Taine



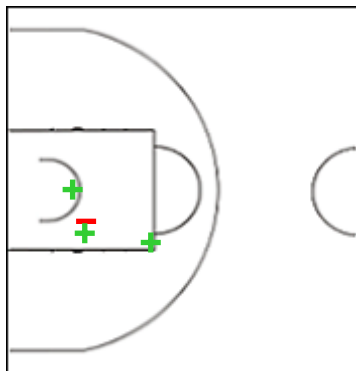
	M / A	%
Fied Goals	5 / 11	45
2 Points	1 / 2	50
3 Points	4 / 9	44
Free Throws	2 / 2	100

11 CAMERON Flynn



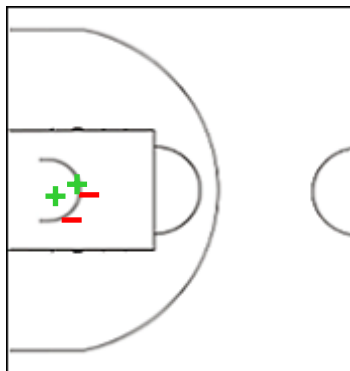
	M / A	%
Fied Goals	6 / 8	75
2 Points	5 / 6	83
3 Points	1 / 2	50
Free Throws	5 / 5	100

12 PERROTT-HUNT Kruz



	M / A	%
Fied Goals	5 / 8	63
2 Points	3 / 4	75
3 Points	2 / 4	50
Free Throws	0 / 0	0

14 DAVIDSON Isaac



	M / A	%
Fied Goals	4 / 8	50
2 Points	2 / 4	50
3 Points	2 / 4	50
Free Throws	0 / 0	0

GLOBAL PARTNERS





Shot Chart

PHI 75 vs 92 NZL

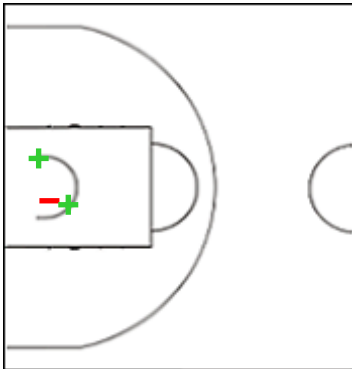
(16-30, 22-16, 14-21, 23-25)

Scoring by 5 min intervals:

	Q1		Q2		Q3		Q4	
PHI	8	16	26	38	42	52	63	75
NZL	17	30	38	46	57	67	77	92

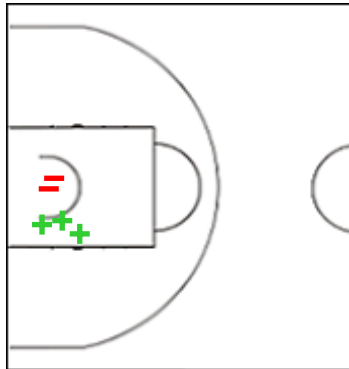
NZL - New Zealand

15 HUNT Jordan



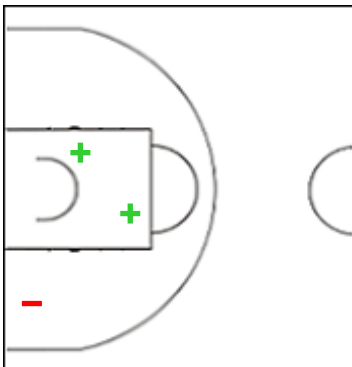
	M / A	%
Fied Goals	2 / 3	67
2 Points	2 / 3	67
3 Points	0 / 0	0
Free Throws	0 / 0	0

16 SMITH-MILNER Tohi



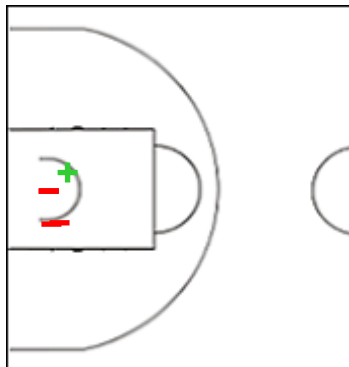
	M / A	%
Fied Goals	4 / 9	44
2 Points	3 / 5	60
3 Points	1 / 4	25
Free Throws	2 / 2	100

20 FAHRENSOHN Takiula



	M / A	%
Fied Goals	3 / 5	60
2 Points	2 / 3	67
3 Points	1 / 2	50
Free Throws	0 / 0	0

33 TIMMINS Sam



	M / A	%
Fied Goals	1 / 6	17
2 Points	1 / 6	17
3 Points	0 / 0	0
Free Throws	2 / 2	100

GLOBAL PARTNERS





Shot Chart

PHI 75 vs 92 NZL

(16-30, 22-16, 14-21, 23-25)

Scoring by 5 min intervals:

	Q1		Q2		Q3		Q4	
PHI	8	16	26	38	42	52	63	75
NZL	17	30	38	46	57	67	77	92

PHI - Philippines

NZL - New Zealand



	M / A	%
Fied Goals	28 / 75	37
2 Points	22 / 50	44
3 Points	6 / 25	24
Free Throws	13 / 15	87

%	M / A	
45	33 / 74	Fied Goals
50	22 / 44	2 Points
37	11 / 30	3 Points
88	15 / 17	Free Throws

GLOBAL PARTNERS

