

Shot Chart

BEL 79 vs 76 GEO

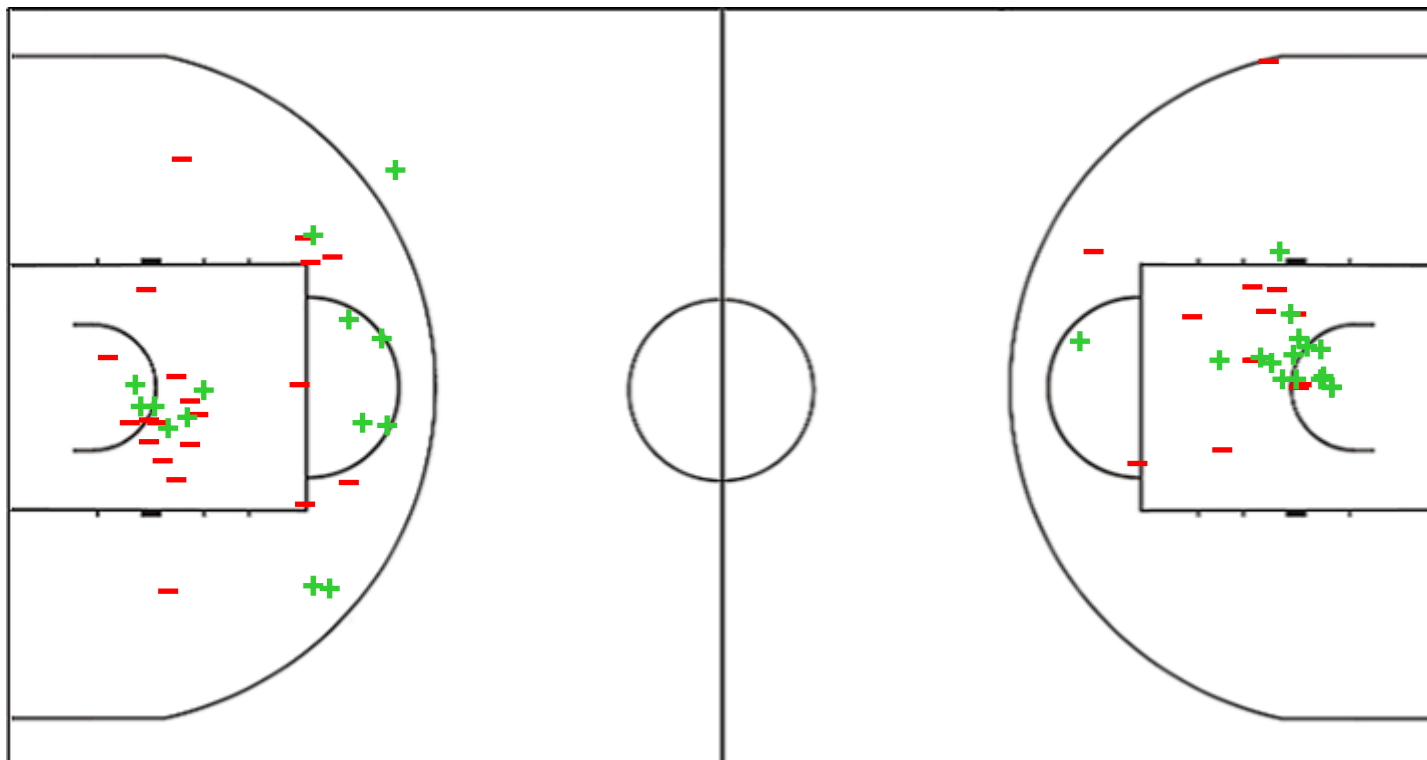
(16-11, 22-21, 20-19, 12-19, 9-6)

Scoring by 5 min intervals:

	Q1		Q2		Q3		Q4		OT1
BEL	6	16	27	38	48	58	62	70	79
GEO	7	11	18	32	38	51	58	70	76

BEL - Belgium

GEO - Georgia



BEL	M / A	%
Fied Goals	26 / 66	39
2 Points	14 / 34	41
3 Points	12 / 32	38
Free Throws	15 / 24	63

%	M / A	GEO
42	25 / 59	Fied Goals
57	17 / 30	2 Points
28	8 / 29	3 Points
69	18 / 26	Free Throws

GLOBAL PARTNERS



Shot Chart

BEL 79 vs 76 GEO

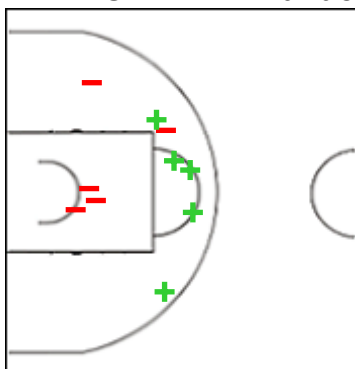
(16-11, 22-21, 20-19, 12-19, 9-6)

Scoring by 5 min intervals:

	Q1		Q2		Q3		Q4		OT1
BEL	6	16	27	38	48	58	62	70	79
GEO	7	11	18	32	38	51	58	70	76

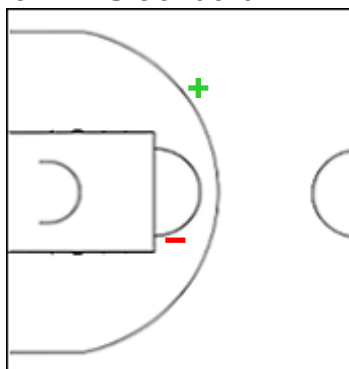
BEL - Belgium

4 LECOMTE Emmanuel



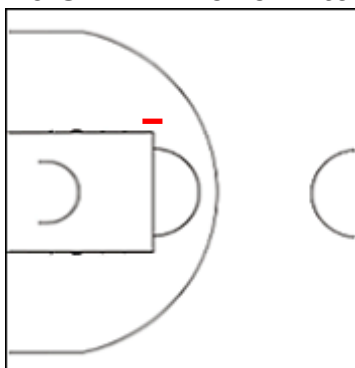
	M / A	%
Fied Goals	5 / 11	45
2 Points	5 / 10	50
3 Points	0 / 1	0
Free Throws	0 / 2	0

9 TABU Jonathan



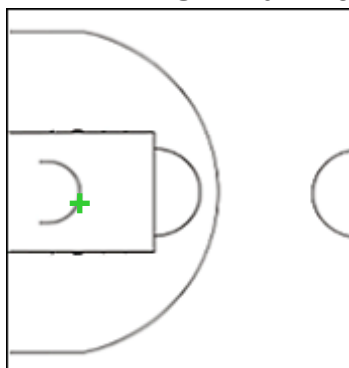
	M / A	%
Fied Goals	4 / 8	50
2 Points	1 / 2	50
3 Points	3 / 6	50
Free Throws	3 / 3	100

13 GILLET Pierre-Antoine



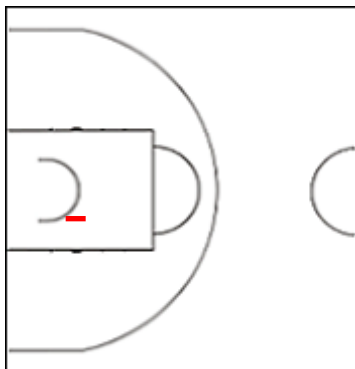
	M / A	%
Fied Goals	2 / 5	40
2 Points	0 / 1	0
3 Points	2 / 4	50
Free Throws	0 / 0	0

14 DE ZEEUW Maxime



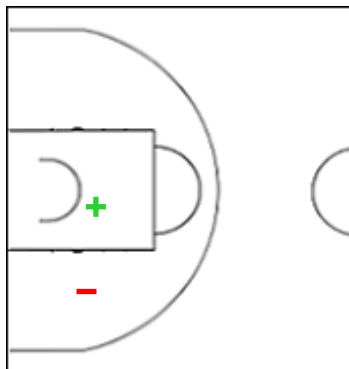
	M / A	%
Fied Goals	3 / 6	50
2 Points	1 / 1	100
3 Points	2 / 5	40
Free Throws	0 / 1	0

16 TUMBA Kevin



	M / A	%
Fied Goals	0 / 1	0
2 Points	0 / 1	0
3 Points	0 / 0	0
Free Throws	1 / 2	50

17 VANWIJN Hans



	M / A	%
Fied Goals	2 / 5	40
2 Points	1 / 2	50
3 Points	1 / 3	33
Free Throws	1 / 2	50

Shot Chart

BEL 79 vs 76 GEO

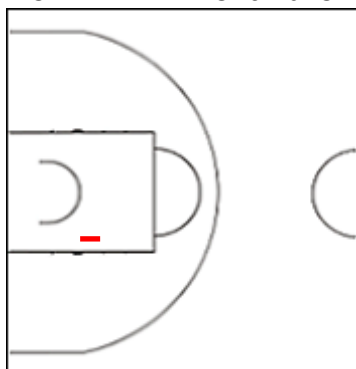
(16-11, 22-21, 20-19, 12-19, 9-6)

Scoring by 5 min intervals:

	Q1		Q2		Q3		Q4		OT1
BEL	6	16	27	38	48	58	62	70	79
GEO	7	11	18	32	38	51	58	70	76

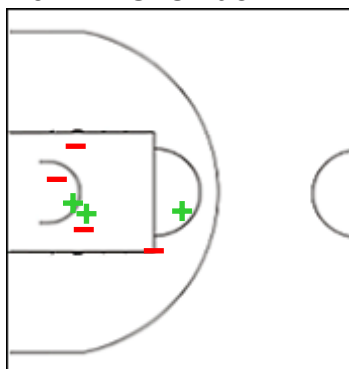
BEL - Belgium

18 LIBERT Alexandre



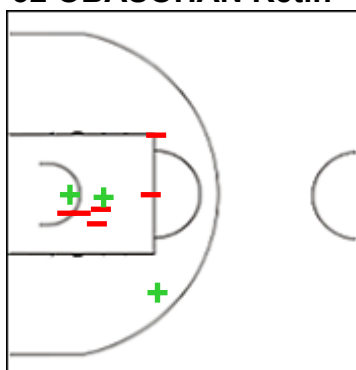
	M / A	%
Fied Goals	0 / 5	0
2 Points	0 / 1	0
3 Points	0 / 4	0
Free Throws	0 / 0	0

19 BAKO Ismael




	M / A	%
Fied Goals	3 / 7	43
2 Points	3 / 7	43
3 Points	0 / 0	0
Free Throws	5 / 7	71

32 OBASOHAN Retin



	M / A	%
Fied Goals	3 / 11	27
2 Points	3 / 9	33
3 Points	0 / 2	0
Free Throws	3 / 5	60

GLOBAL PARTNERS



Shot Chart

BEL 79 vs 76 GEO

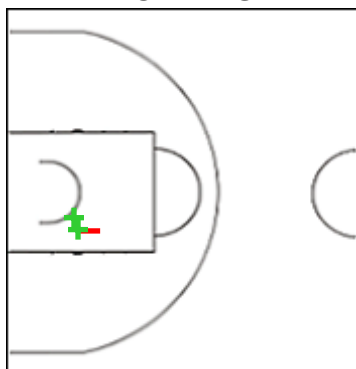
(16-11, 22-21, 20-19, 12-19, 9-6)

Scoring by 5 min intervals:

	Q1		Q2		Q3		Q4		OT1
BEL	6	16	27	38	48	58	62	70	79
GEO	7	11	18	32	38	51	58	70	76

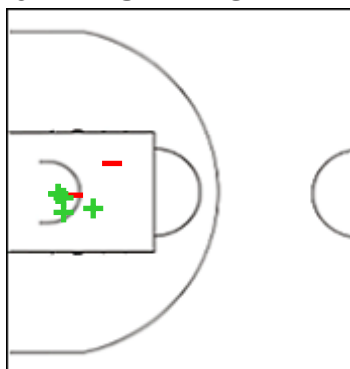
GEO - Georgia

4 ANDRONIKASHVILI Rati



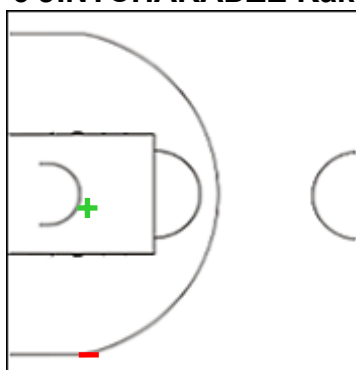
	M / A	%
Fied Goals	2 / 4	50
2 Points	2 / 3	67
3 Points	0 / 1	0
Free Throws	1 / 2	50

5 MAMUKELASHVILI Alexander



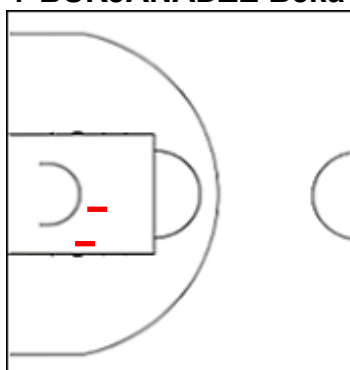
	M / A	%
Fied Goals	7 / 10	70
2 Points	5 / 7	71
3 Points	2 / 3	67
Free Throws	2 / 2	100

6 JINTCHARADZE Kakhaber



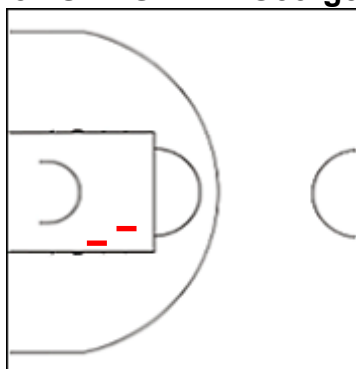
	M / A	%
Fied Goals	1 / 3	33
2 Points	1 / 2	50
3 Points	0 / 1	0
Free Throws	2 / 2	100

7 BURJANADZE Beka



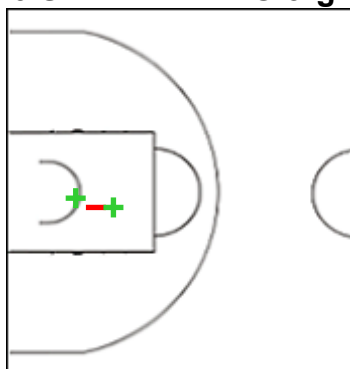
	M / A	%
Fied Goals	0 / 6	0
2 Points	0 / 2	0
3 Points	0 / 4	0
Free Throws	6 / 9	67

8 TSINTSADZE George



	M / A	%
Fied Goals	1 / 4	25
2 Points	0 / 2	0
3 Points	1 / 2	50
Free Throws	0 / 0	0

9 SHERMADINI Giorgi



	M / A	%
Fied Goals	2 / 3	67
2 Points	2 / 3	67
3 Points	0 / 0	0
Free Throws	0 / 2	0

Shot Chart

BEL 79 vs 76 GEO

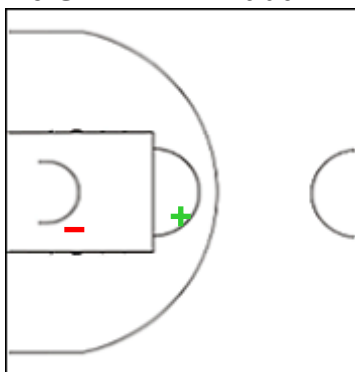
(16-11, 22-21, 20-19, 12-19, 9-6)

Scoring by 5 min intervals:

	Q1		Q2		Q3		Q4		OT1
BEL	6	16	27	38	48	58	62	70	79
GEO	7	11	18	32	38	51	58	70	76

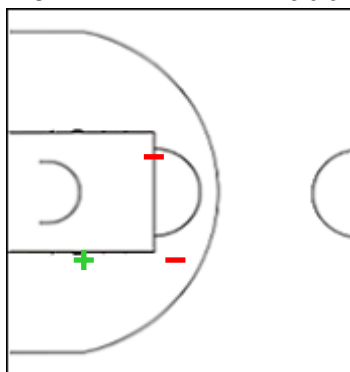
GEO - Georgia

10 SANADZE Duda



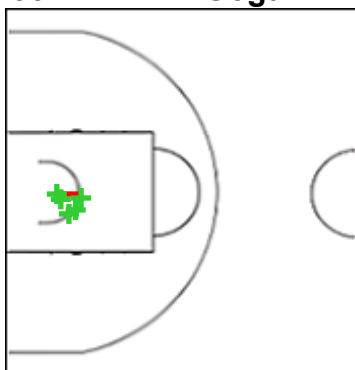
	M / A	%
Fied Goals	2 / 8	25
2 Points	1 / 2	50
3 Points	1 / 6	17
Free Throws	0 / 0	0

25 MCFADDEN Thaddus



	M / A	%
Fied Goals	5 / 13	38
2 Points	1 / 3	33
3 Points	4 / 10	40
Free Throws	3 / 3	100

35 BITADZE Goga



	M / A	%
Fied Goals	5 / 8	63
2 Points	5 / 6	83
3 Points	0 / 2	0
Free Throws	4 / 6	67

GLOBAL PARTNERS



Shot Chart

BEL 79 vs 76 GEO

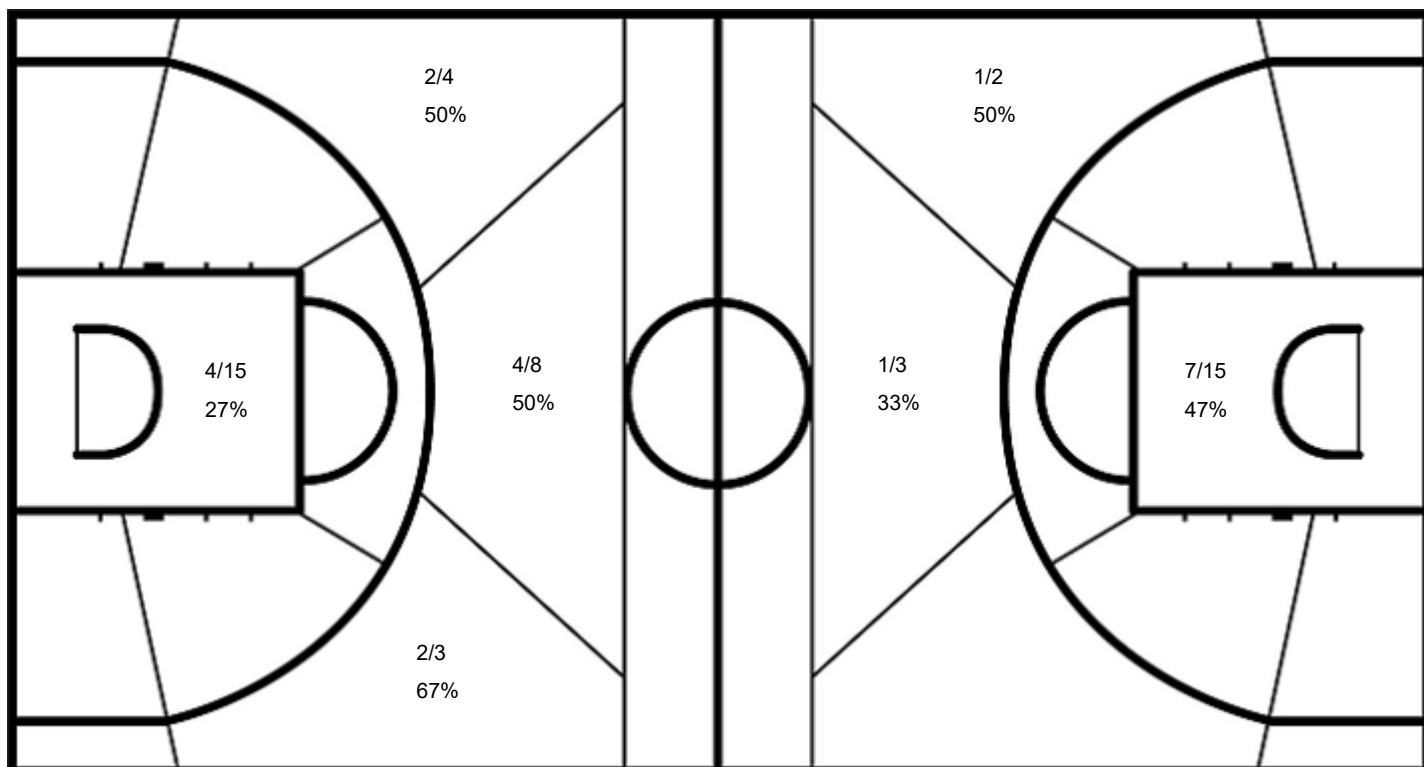
(16-11, 22-21, 20-19, 12-19, 9-6)

Scoring by 5 min intervals:

	Q1		Q2		Q3		Q4		OT1
BEL	6	16	27	38	48	58	62	70	79
GEO	7	11	18	32	38	51	58	70	76

BEL - Belgium

GEO - Georgia



	M / A	%
Fied Goals	26 / 66	39
2 Points	14 / 34	41
3 Points	12 / 32	38
Free Throws	15 / 24	63

%	M / A	
42	25 / 59	Fied Goals
57	17 / 30	2 Points
28	8 / 29	3 Points
69	18 / 26	Free Throws

GLOBAL PARTNERS

