

Shot Chart

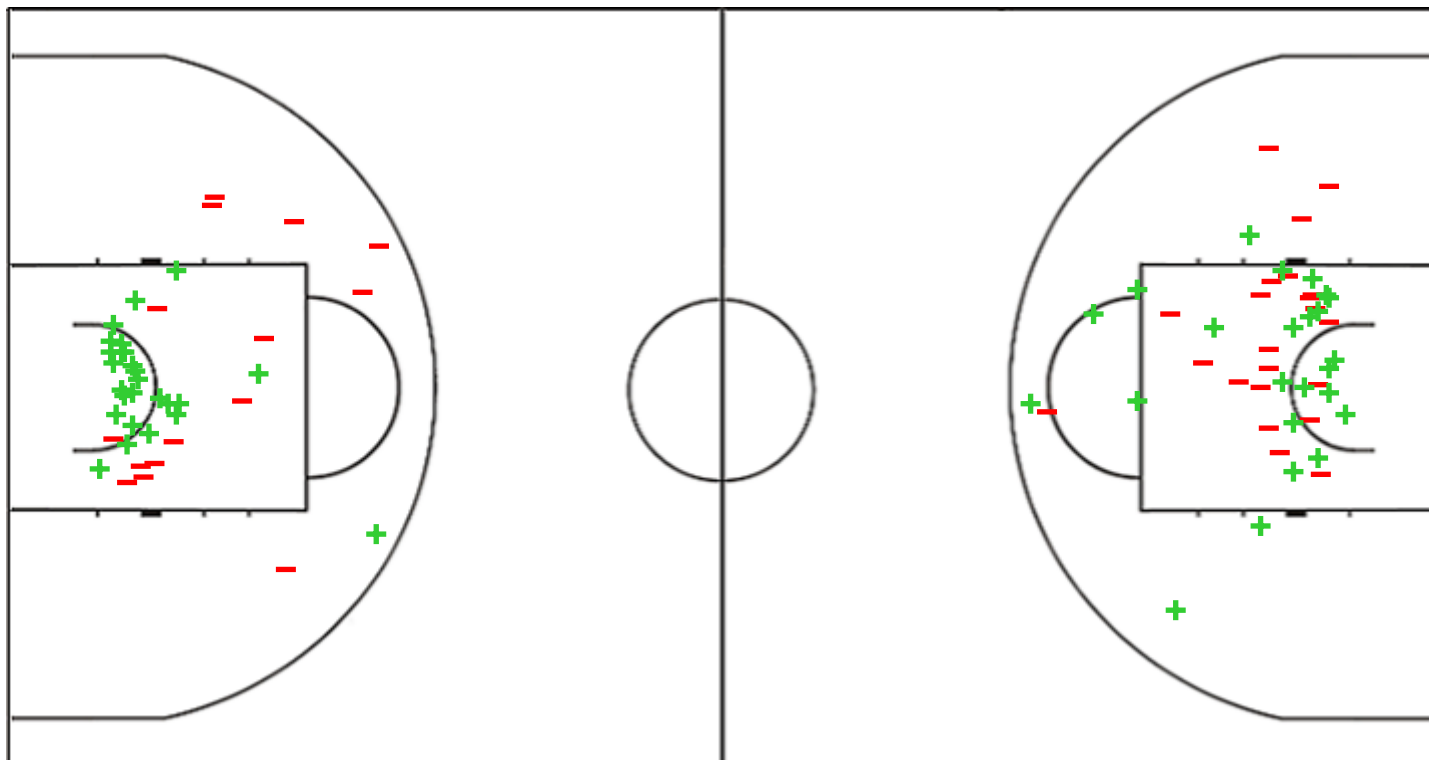
SLO 92 vs 85 LTU (27-27, 24-21, 18-19, 23-18)

Scoring by 5 min intervals:

	Q1		Q2		Q3		Q4	
SLO	17	27	39	51	60	69	74	92
LTU	11	27	33	48	57	67	78	85

SLO - Slovenia

LTU - Lithuania



SLO	M / A	%
Fied Goals	36 / 69	52
2 Points	26 / 41	63
3 Points	10 / 28	36
Free Throws	10 / 17	59

%	M / A	LTU
49	32 / 65	Fied Goals
52	24 / 46	2 Points
42	8 / 19	3 Points
65	13 / 20	Free Throws

GLOBAL PARTNERS



Shot Chart

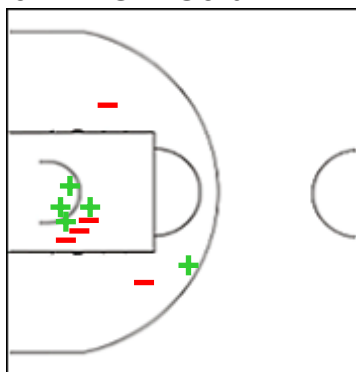
SLO 92 vs 85 LTU (27-27, 24-21, 18-19, 23-18)

Scoring by 5 min intervals:

	Q1		Q2		Q3		Q4	
SLO	17	27	39	51	60	69	74	92
LTU	11	27	33	48	57	67	78	85

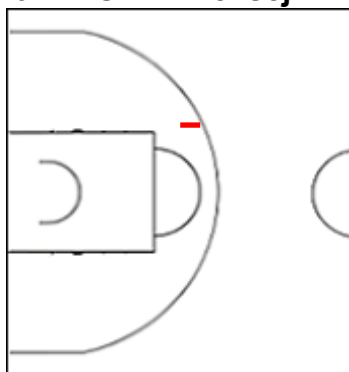
SLO - Slovenia

3 DRAGIC Goran



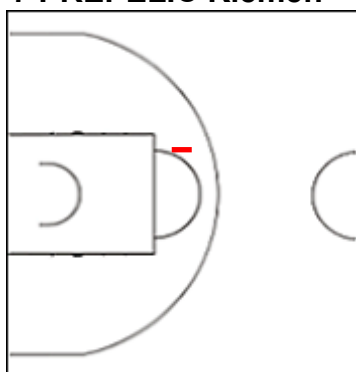
	M / A	%
Fied Goals	8 / 14	57
2 Points	5 / 10	50
3 Points	3 / 4	75
Free Throws	0 / 2	0

6 NIKOLIC Aleksej



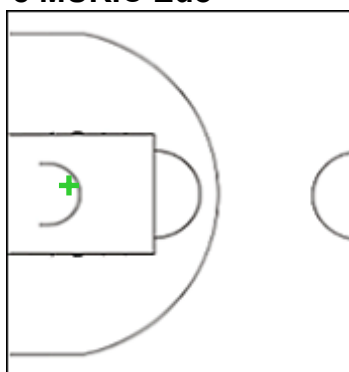
	M / A	%
Fied Goals	0 / 1	0
2 Points	0 / 1	0
3 Points	0 / 0	0
Free Throws	0 / 0	0

7 PREPELIC Klemen



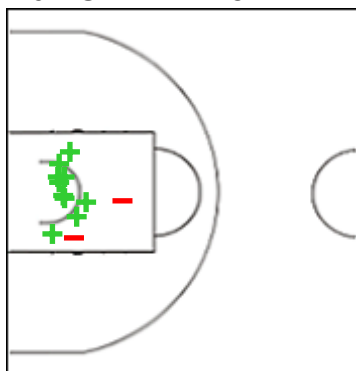
	M / A	%
Fied Goals	1 / 5	20
2 Points	0 / 1	0
3 Points	1 / 4	25
Free Throws	0 / 0	0

8 MURIC Edo



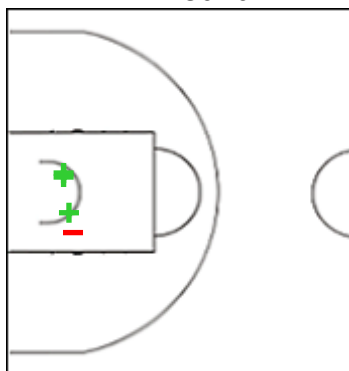
	M / A	%
Fied Goals	1 / 3	33
2 Points	1 / 1	100
3 Points	0 / 2	0
Free Throws	0 / 0	0

10 TOBEY Mike



	M / A	%
Fied Goals	11 / 17	65
2 Points	10 / 12	83
3 Points	1 / 5	20
Free Throws	1 / 2	50

11 BLAZIC Jaka



	M / A	%
Fied Goals	5 / 6	83
2 Points	3 / 4	75
3 Points	2 / 2	100
Free Throws	2 / 2	100

Shot Chart

SLO 92 vs 85 LTU

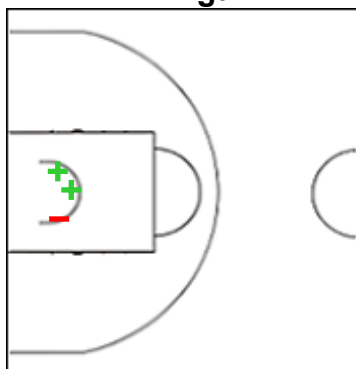
(27-27, 24-21, 18-19, 23-18)

Scoring by 5 min intervals:

	Q1		Q2		Q3		Q4	
SLO	17	27	39	51	60	69	74	92
LTU	11	27	33	48	57	67	78	85

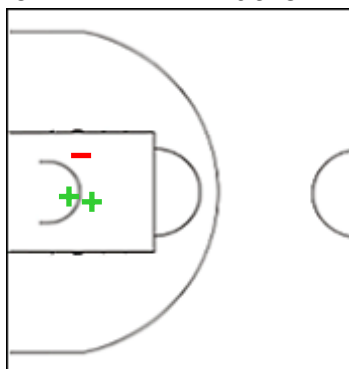
SLO - Slovenia

27 DIMEC Ziga



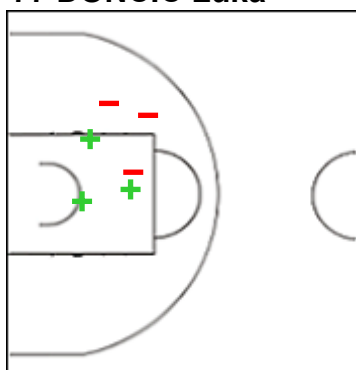
	M / A	%
Fied Goals	2 / 3	67
2 Points	2 / 3	67
3 Points	0 / 0	0
Free Throws	0 / 0	0

31 CANCAR Vlatko



	M / A	%
Fied Goals	4 / 5	80
2 Points	2 / 3	67
3 Points	2 / 2	100
Free Throws	1 / 1	100

77 DONCIC Luka



	M / A	%
Fied Goals	4 / 14	29
2 Points	3 / 6	50
3 Points	1 / 8	13
Free Throws	5 / 8	63

GLOBAL PARTNERS



Shot Chart

SLO 92 vs 85 LTU

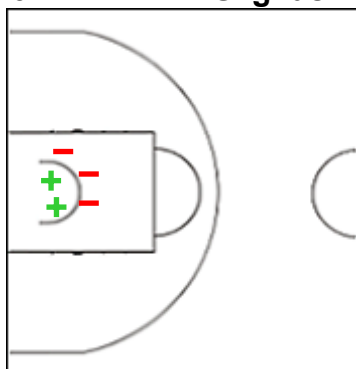
(27-27, 24-21, 18-19, 23-18)

Scoring by 5 min intervals:

	Q1		Q2		Q3		Q4	
SLO	17	27	39	51	60	69	74	92
LTU	11	27	33	48	57	67	78	85

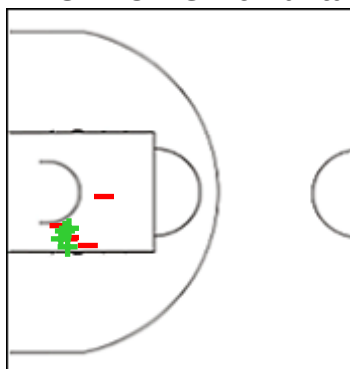
LTU - Lithuania

9 BRAZDEIKIS Ignas



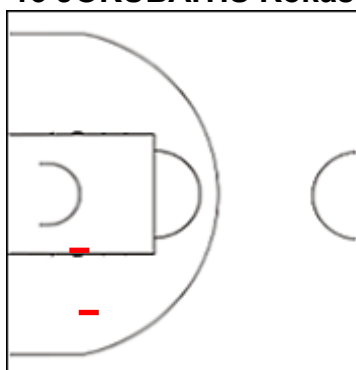
	M / A	%
Fied Goals	3 / 7	43
2 Points	2 / 5	40
3 Points	1 / 2	50
Free Throws	1 / 2	50

11 SABONIS Domantas



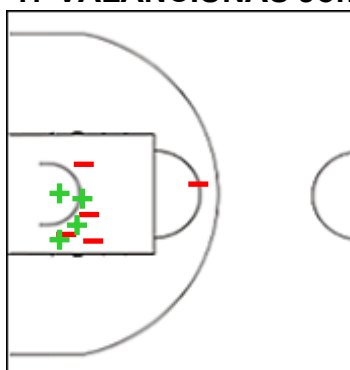
	M / A	%
Fied Goals	4 / 10	40
2 Points	4 / 9	44
3 Points	0 / 1	0
Free Throws	2 / 4	50

13 JOKUBAITIS Rokas



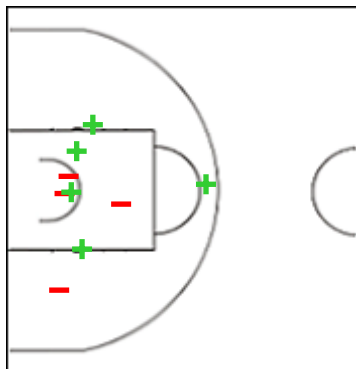
	M / A	%
Fied Goals	0 / 2	0
2 Points	0 / 2	0
3 Points	0 / 0	0
Free Throws	2 / 2	100

17 VALANCIUNAS Jonas



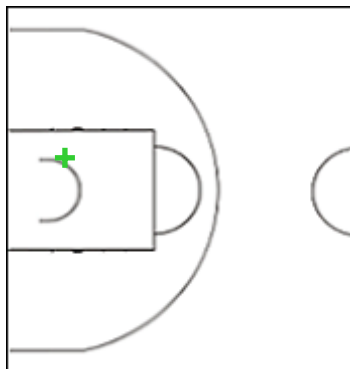
	M / A	%
Fied Goals	4 / 10	40
2 Points	4 / 9	44
3 Points	0 / 1	0
Free Throws	1 / 2	50

19 KUZMINSKAS Mindaugas



	M / A	%
Fied Goals	8 / 12	67
2 Points	5 / 9	56
3 Points	3 / 3	100
Free Throws	0 / 2	0

31 GIEDRAITIS Rokas



	M / A	%
Fied Goals	2 / 2	100
2 Points	1 / 1	100
3 Points	1 / 1	100
Free Throws	0 / 0	0

Shot Chart

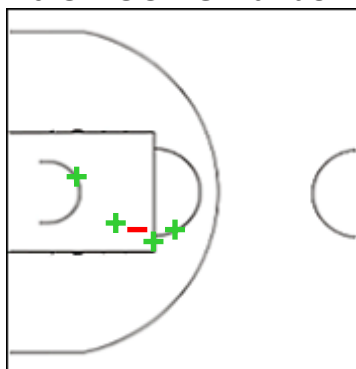
SLO 92 vs 85 LTU
(27-27, 24-21, 18-19, 23-18)

Scoring by 5 min intervals:

	Q1		Q2		Q3		Q4	
SLO	17	27	39	51	60	69	74	92
LTU	11	27	33	48	57	67	78	85

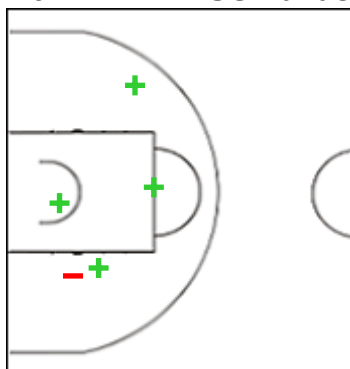
LTU - Lithuania

40 GRIGONIS Marius



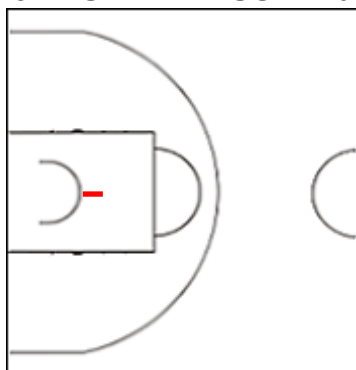
	M / A	%
Fied Goals	6 / 13	46
2 Points	4 / 5	80
3 Points	2 / 8	25
Free Throws	4 / 4	100

43 LEKAVICIUS Lukas



	M / A	%
Fied Goals	5 / 7	71
2 Points	4 / 5	80
3 Points	1 / 2	50
Free Throws	3 / 4	75

51 BUTKEVICIUS Arnas



	M / A	%
Fied Goals	0 / 2	0
2 Points	0 / 1	0
3 Points	0 / 1	0
Free Throws	0 / 0	0

GLOBAL PARTNERS



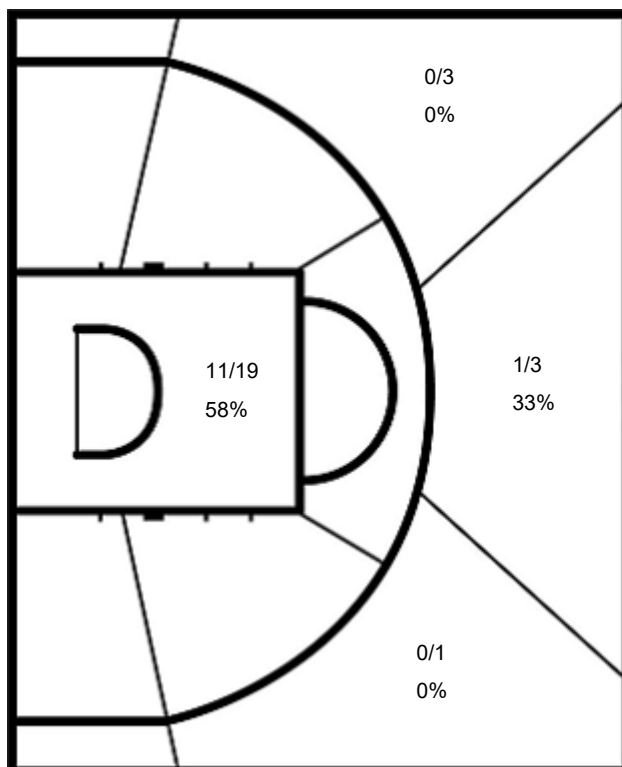
Shot Chart

SLO 92 vs 85 LTU (27-27, 24-21, 18-19, 23-18)

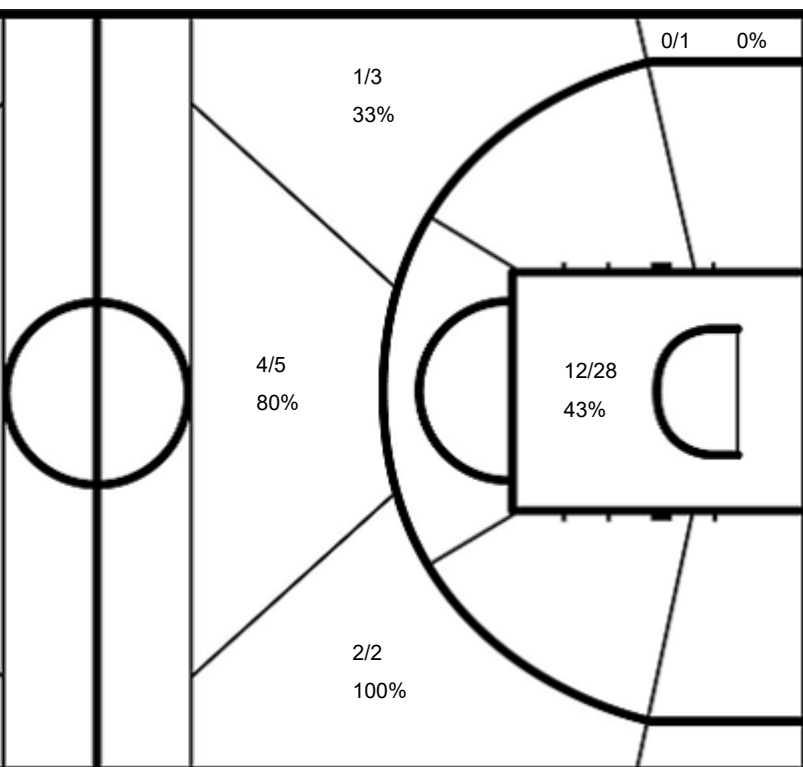
Scoring by 5 min intervals:

	Q1		Q2		Q3		Q4	
SLO	17	27	39	51	60	69	74	92
LTU	11	27	33	48	57	67	78	85

SLO - Slovenia



LTU - Lithuania



	M / A	%
Fied Goals	36 / 69	52
2 Points	26 / 41	63
3 Points	10 / 28	36
Free Throws	10 / 17	59

%	M / A	
49	32 / 65	Fied Goals
52	24 / 46	2 Points
42	8 / 19	3 Points
65	13 / 20	Free Throws

GLOBAL PARTNERS

