

Shot Chart

MNE 76 vs 70 BEL

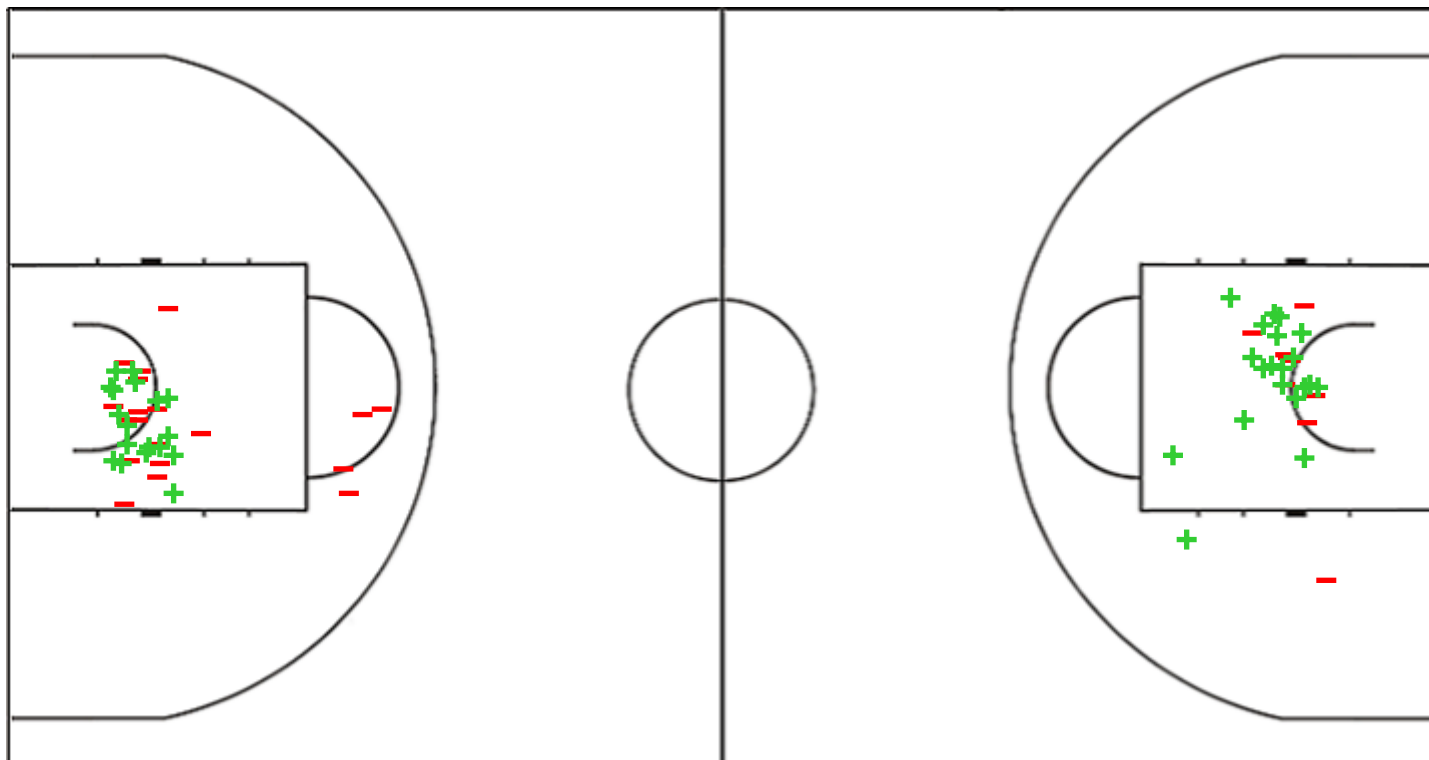
(17-14, 20-18, 31-18, 8-20)

Scoring by 5 min intervals:

	Q1		Q2		Q3		Q4	
MNE	8	17	29	37	47	68	73	76
BEL	8	14	17	32	36	50	60	70

MNE - Montenegro

BEL - Belgium



MNE	M / A	%
Fied Goals	27 / 59	46
2 Points	18 / 38	47
3 Points	9 / 21	43
Free Throws	13 / 13	100

%	M / A	BEL
49	26 / 53	Fied Goals
69	20 / 29	2 Points
25	6 / 24	3 Points
75	12 / 16	Free Throws

GLOBAL PARTNERS



Shot Chart

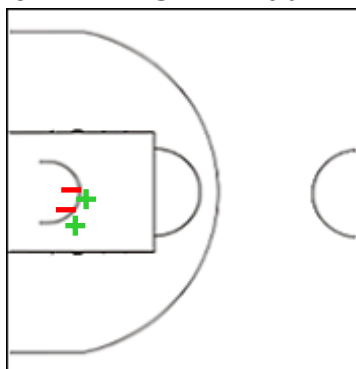
MNE 76 vs 70 BEL (17-14, 20-18, 31-18, 8-20)

Scoring by 5 min intervals:

	Q1		Q2		Q3		Q4	
MNE	8	17	29	37	47	68	73	76
BEL	8	14	17	32	36	50	60	70

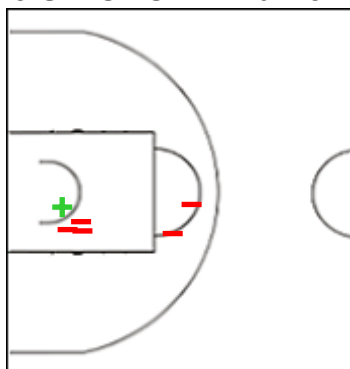
MNE - Montenegro

3 MIHAILOVIC Vladimir



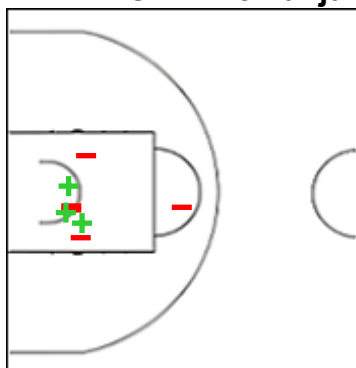
	M / A	%
Fied Goals	4 / 8	50
2 Points	2 / 4	50
3 Points	2 / 4	50
Free Throws	4 / 4	100

9 SIMONOVIC Marko



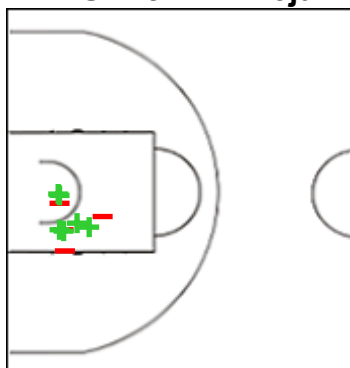
	M / A	%
Fied Goals	1 / 6	17
2 Points	1 / 6	17
3 Points	0 / 0	0
Free Throws	4 / 4	100

11 RADOVIC Nemanja



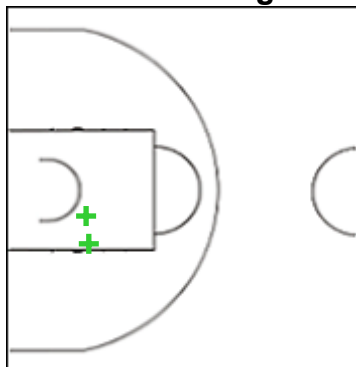
	M / A	%
Fied Goals	3 / 8	38
2 Points	3 / 8	38
3 Points	0 / 0	0
Free Throws	0 / 0	0

14 DUBLJEVIC Bojan



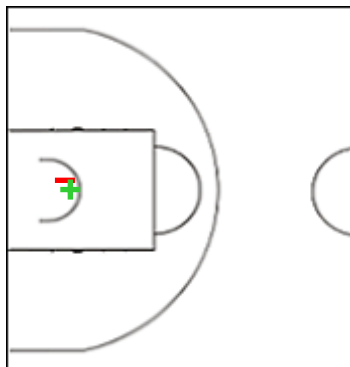
	M / A	%
Fied Goals	9 / 16	56
2 Points	6 / 10	60
3 Points	3 / 6	50
Free Throws	0 / 0	0

22 DROBNJAK Igor



	M / A	%
Fied Goals	2 / 2	100
2 Points	2 / 2	100
3 Points	0 / 0	0
Free Throws	1 / 1	100

30 POPOVIC Petar



	M / A	%
Fied Goals	2 / 6	33
2 Points	1 / 2	50
3 Points	1 / 4	25
Free Throws	0 / 0	0

Shot Chart

MNE 76 vs 70 BEL

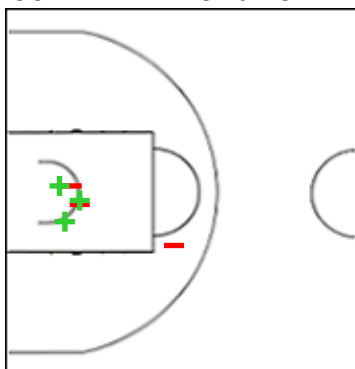
(17-14, 20-18, 31-18, 8-20)

Scoring by 5 min intervals:

	Q1		Q2		Q3		Q4	
MNE	8	17	29	37	47	68	73	76
BEL	8	14	17	32	36	50	60	70

MNE - Montenegro

55 PERRY Kendrick



	M / A	%
Fied Goals	6 / 13	46
2 Points	3 / 6	50
3 Points	3 / 7	43
Free Throws	4 / 4	100

GLOBAL PARTNERS



Shot Chart

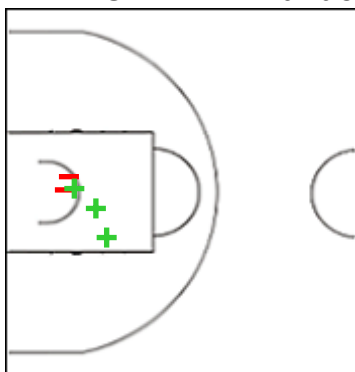
MNE 76 vs 70 BEL (17-14, 20-18, 31-18, 8-20)

Scoring by 5 min intervals:

	Q1		Q2		Q3		Q4	
MNE	8	17	29	37	47	68	73	76
BEL	8	14	17	32	36	50	60	70

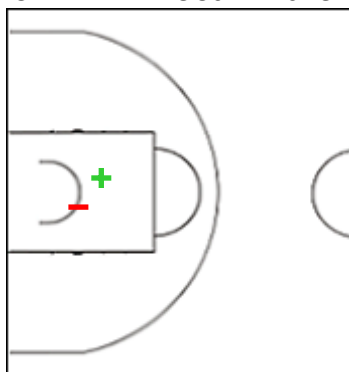
BEL - Belgium

4 LECOMTE Emmanuel



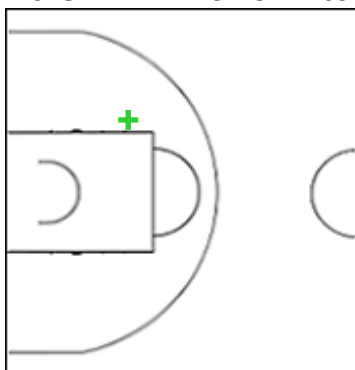
	M / A	%
Fied Goals	3 / 8	38
2 Points	3 / 5	60
3 Points	0 / 3	0
Free Throws	4 / 5	80

8 MWEMA Jean-Marc



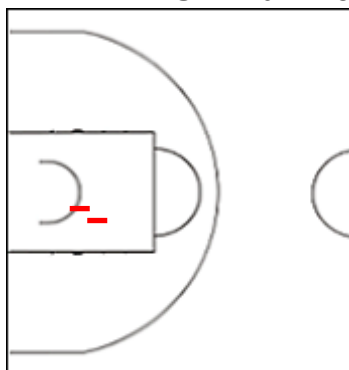
	M / A	%
Fied Goals	1 / 4	25
2 Points	1 / 2	50
3 Points	0 / 2	0
Free Throws	0 / 0	0

13 GILLET Pierre-Antoine



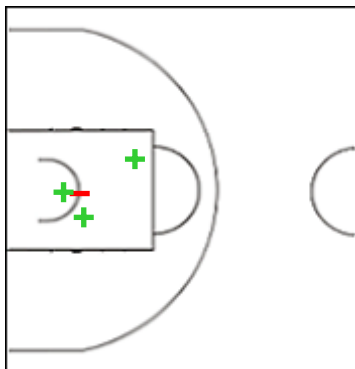
	M / A	%
Fied Goals	2 / 4	50
2 Points	1 / 1	100
3 Points	1 / 3	33
Free Throws	1 / 1	100

14 DE ZEEUW Maxime



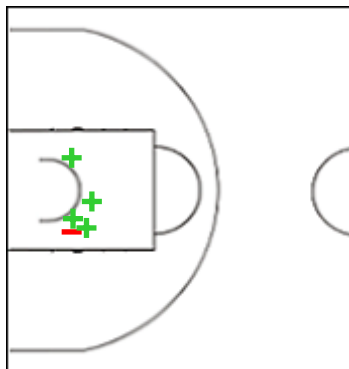
	M / A	%
Fied Goals	2 / 6	33
2 Points	0 / 2	0
3 Points	2 / 4	50
Free Throws	0 / 0	0

16 TUMBA Kevin



	M / A	%
Fied Goals	3 / 4	75
2 Points	3 / 4	75
3 Points	0 / 0	0
Free Throws	0 / 1	0

17 VANWIJN Hans



	M / A	%
Fied Goals	4 / 7	57
2 Points	4 / 5	80
3 Points	0 / 2	0
Free Throws	0 / 0	0

Shot Chart

MNE 76 vs 70 BEL

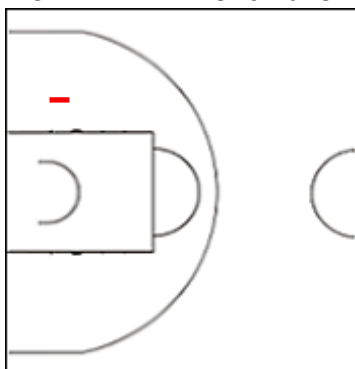
(17-14, 20-18, 31-18, 8-20)

Scoring by 5 min intervals:

	Q1		Q2		Q3		Q4	
MNE	8	17	29	37	47	68	73	76
BEL	8	14	17	32	36	50	60	70

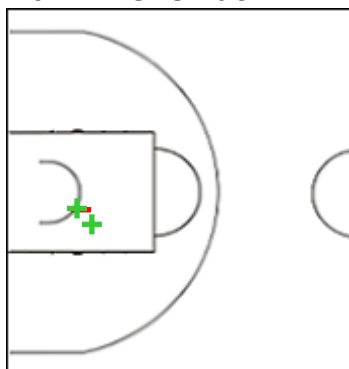
BEL - Belgium

18 LIBERT Alexandre



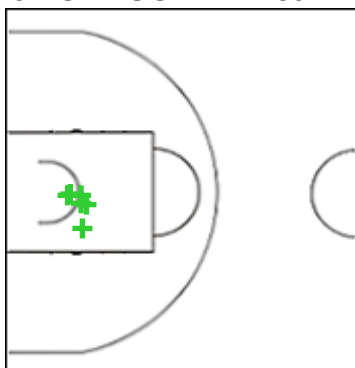
	M / A	%
Fied Goals	1 / 3	33
2 Points	0 / 1	0
3 Points	1 / 2	50
Free Throws	0 / 0	0

19 BAKO Ismael




	M / A	%
Fied Goals	2 / 3	67
2 Points	2 / 3	67
3 Points	0 / 0	0
Free Throws	0 / 0	0

32 OBASOHAN Retin



	M / A	%
Fied Goals	8 / 10	80
2 Points	6 / 6	100
3 Points	2 / 4	50
Free Throws	7 / 9	78

GLOBAL PARTNERS



Shot Chart

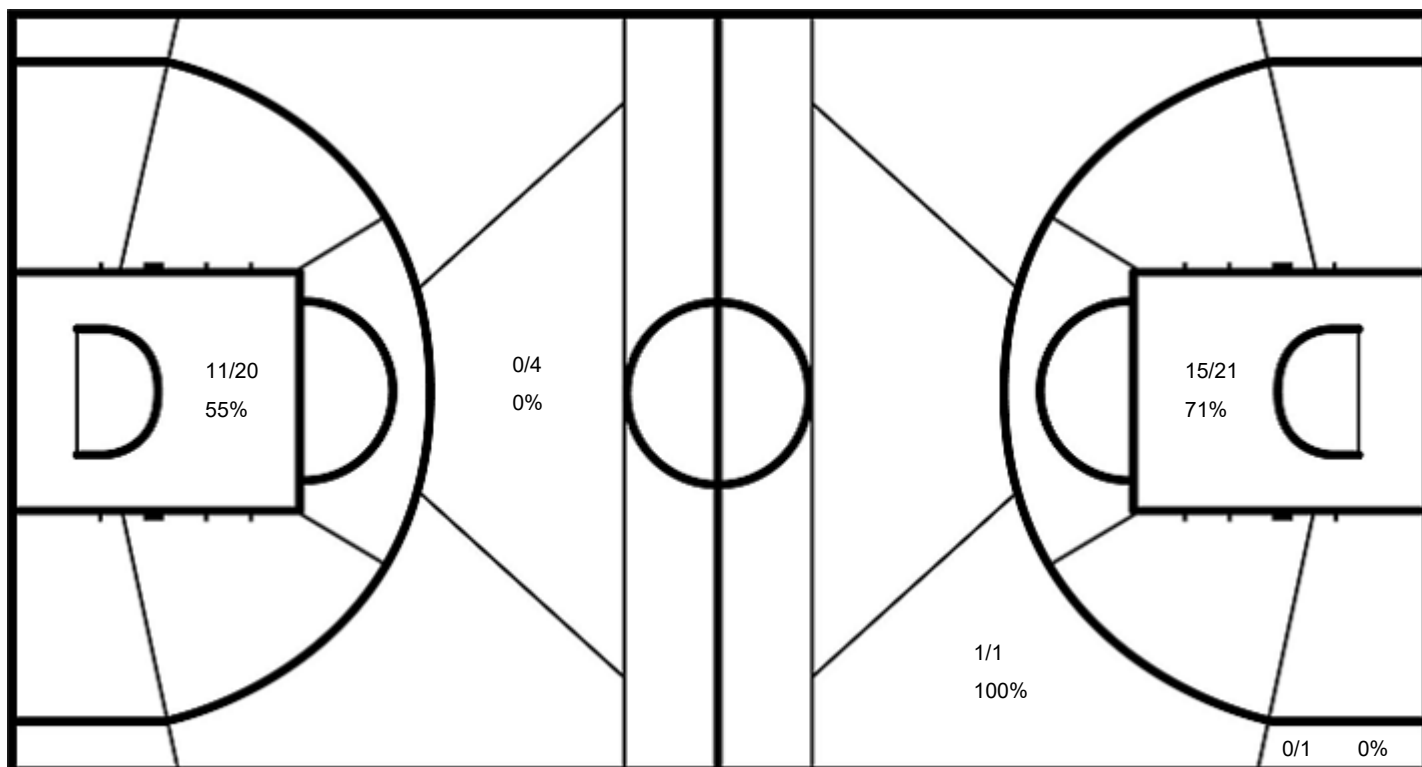
MNE 76 vs 70 BEL (17-14, 20-18, 31-18, 8-20)

Scoring by 5 min intervals:

	Q1		Q2		Q3		Q4	
MNE	8	17	29	37	47	68	73	76
BEL	8	14	17	32	36	50	60	70

MNE - Montenegro

BEL - Belgium



	M / A	%
Fied Goals	27 / 59	46
2 Points	18 / 38	47
3 Points	9 / 21	43
Free Throws	13 / 13	100

%	M / A	
49	26 / 53	Fied Goals
69	20 / 29	2 Points
25	6 / 24	3 Points
75	12 / 16	Free Throws

GLOBAL PARTNERS

