

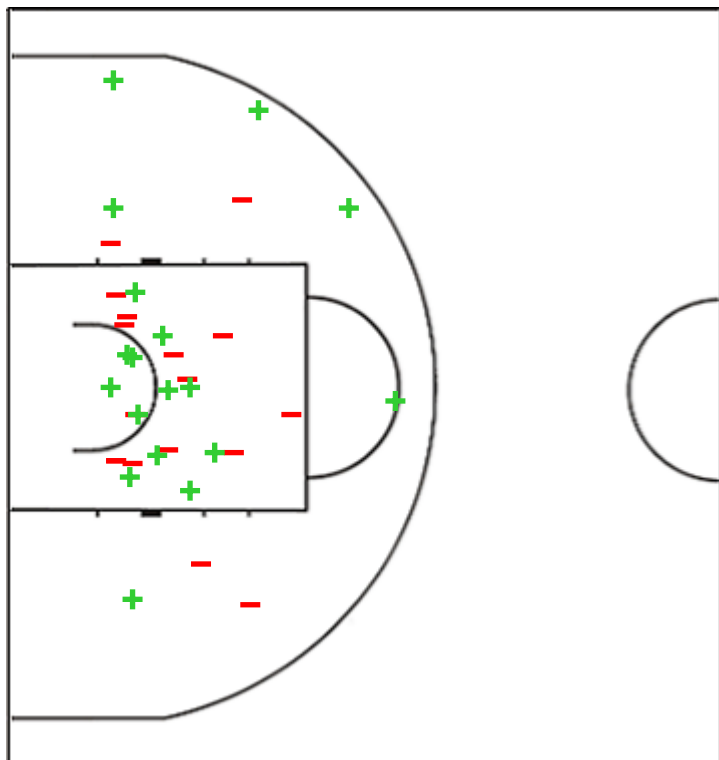
Shot Chart

LTU 73 vs 77 FRA (25-23, 16-17, 15-10, 17-27)

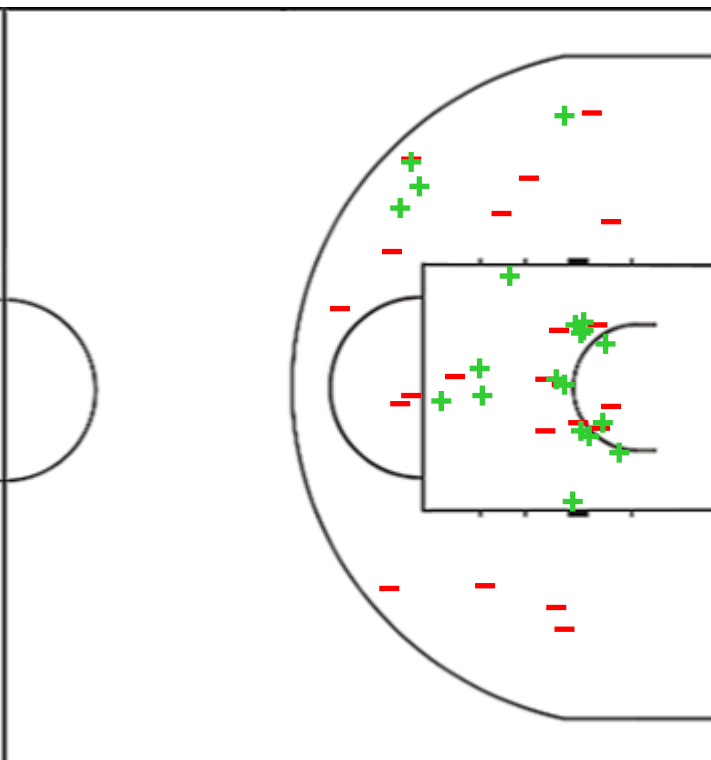
Scoring by 5 min intervals:

	Q1		Q2		Q3		Q4	
LTU	18	25	33	41	46	56	62	73
FRA	6	23	31	40	48	50	62	77

LTU - Lithuania



FRA - France



LTU	M / A	%
Fied Goals	25 / 58	43
2 Points	18 / 35	51
3 Points	7 / 23	30
Free Throws	16 / 18	89

%	M / A	FRA
45	27 / 60	Fied Goals
48	20 / 42	2 Points
39	7 / 18	3 Points
84	16 / 19	Free Throws

GLOBAL PARTNERS



Shot Chart

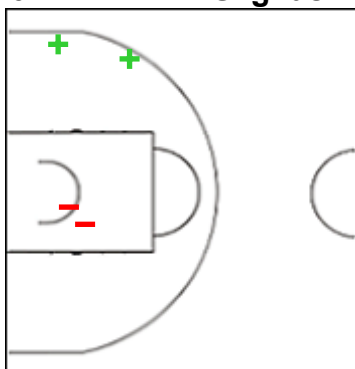
LTU 73 vs 77 FRA (25-23, 16-17, 15-10, 17-27)

Scoring by 5 min intervals:

	Q1		Q2		Q3		Q4	
LTU	18	25	33	41	46	56	62	73
FRA	6	23	31	40	48	50	62	77

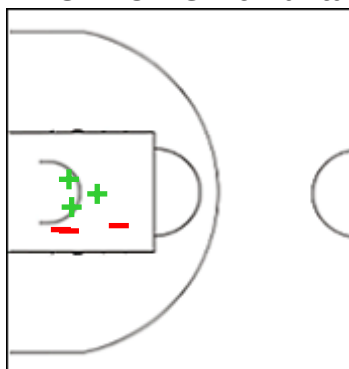
LTU - Lithuania

9 BRAZDEIKIS Ignas



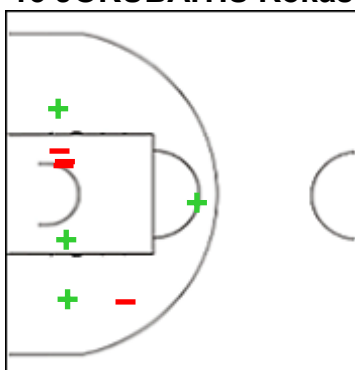
	M / A	%
Fied Goals	4 / 9	44
2 Points	2 / 4	50
3 Points	2 / 5	40
Free Throws	2 / 3	67

11 SABONIS Domantas



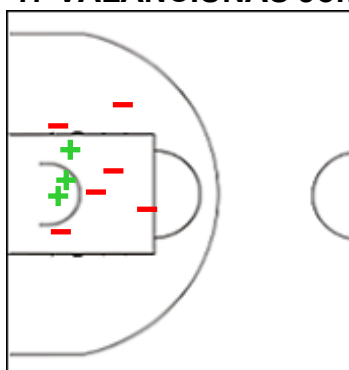
	M / A	%
Fied Goals	3 / 7	43
2 Points	3 / 6	50
3 Points	0 / 1	0
Free Throws	0 / 0	0

13 JOKUBAITIS Rokas



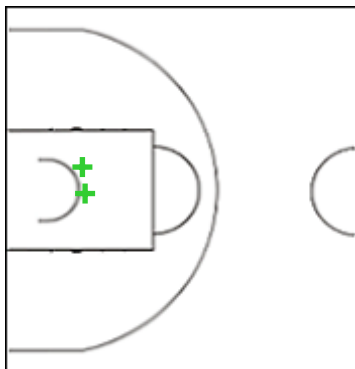
	M / A	%
Fied Goals	6 / 13	46
2 Points	4 / 8	50
3 Points	2 / 5	40
Free Throws	0 / 1	0

17 VALANCIUNAS Jonas



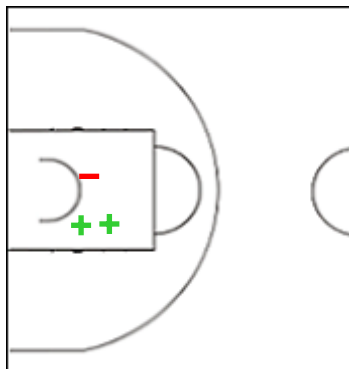
	M / A	%
Fied Goals	4 / 11	36
2 Points	3 / 9	33
3 Points	1 / 2	50
Free Throws	6 / 6	100

31 GIEDRAITIS Rokas



	M / A	%
Fied Goals	2 / 5	40
2 Points	2 / 2	100
3 Points	0 / 3	0
Free Throws	0 / 0	0

40 GRIGONIS Marius



	M / A	%
Fied Goals	4 / 6	67
2 Points	2 / 3	67
3 Points	2 / 3	67
Free Throws	3 / 3	100

Shot Chart

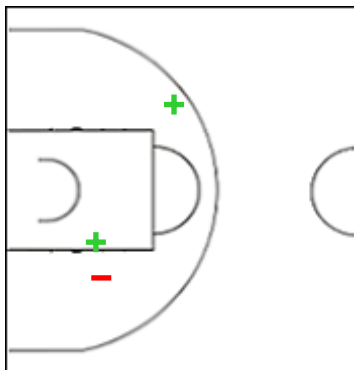
LTU 73 vs 77 FRA (25-23, 16-17, 15-10, 17-27)

Scoring by 5 min intervals:

	Q1		Q2		Q3		Q4	
LTU	18	25	33	41	46	56	62	73
FRA	6	23	31	40	48	50	62	77


LTU - Lithuania

43 LEKAVICIUS Lukas



	M / A	%
Fied Goals	2 / 5	40
2 Points	2 / 3	67
3 Points	0 / 2	0
Free Throws	2 / 2	100

GLOBAL PARTNERS



Shot Chart

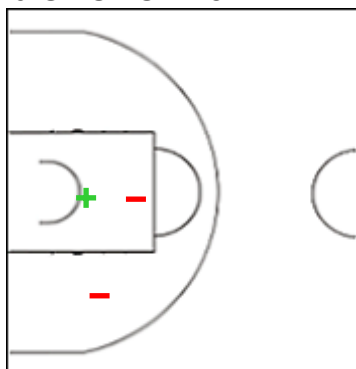
LTU 73 vs 77 FRA (25-23, 16-17, 15-10, 17-27)

Scoring by 5 min intervals:

	Q1		Q2		Q3		Q4	
LTU	18	25	33	41	46	56	62	73
FRA	6	23	31	40	48	50	62	77

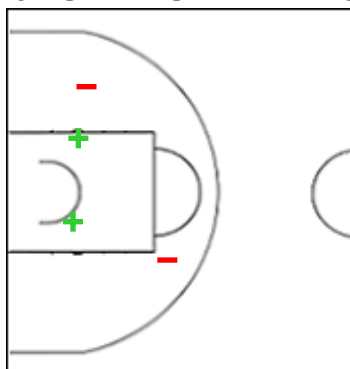
FRA - France

0 OKOBO Elie



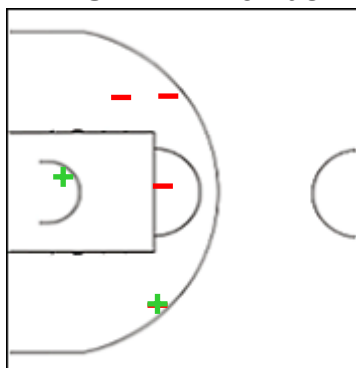
	M / A	%
Fied Goals	1 / 4	25
2 Points	1 / 3	33
3 Points	0 / 1	0
Free Throws	0 / 0	0

3 LUWAWU-CABARROT



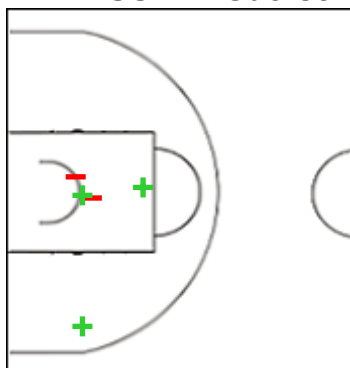
	M / A	%
Fied Goals	2 / 5	40
2 Points	2 / 4	50
3 Points	0 / 1	0
Free Throws	0 / 0	0

4 HEURTEL Thomas



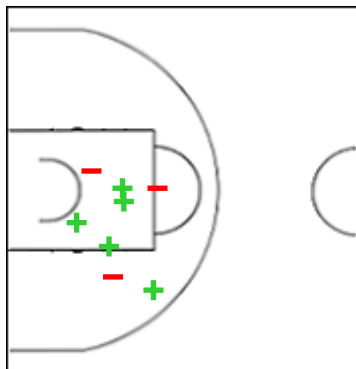
	M / A	%
Fied Goals	2 / 6	33
2 Points	2 / 6	33
3 Points	0 / 0	0
Free Throws	1 / 2	50

7 YABUSELE Guerschon



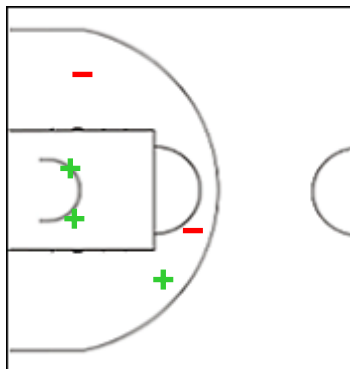
	M / A	%
Fied Goals	4 / 6	67
2 Points	3 / 5	60
3 Points	1 / 1	100
Free Throws	0 / 0	0

10 FOURNIER Evan



	M / A	%
Fied Goals	9 / 20	45
2 Points	5 / 8	63
3 Points	4 / 12	33
Free Throws	5 / 7	71

17 POIRIER Vincent



	M / A	%
Fied Goals	3 / 5	60
2 Points	3 / 5	60
3 Points	0 / 0	0
Free Throws	0 / 0	0

Shot Chart

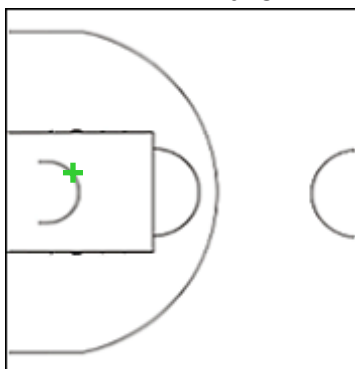
LTU 73 vs 77 FRA (25-23, 16-17, 15-10, 17-27)

Scoring by 5 min intervals:

	Q1		Q2		Q3		Q4	
LTU	18	25	33	41	46	56	62	73
FRA	6	23	31	40	48	50	62	77

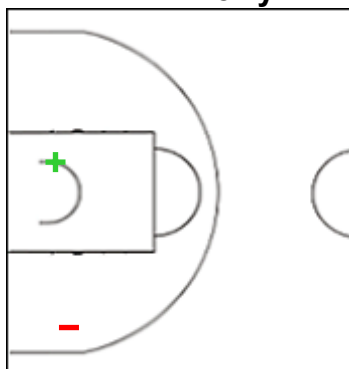
FRA - France

21 ALBICY Andrew



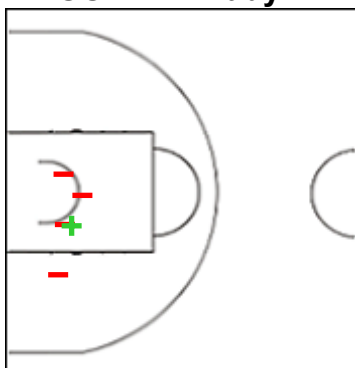
	M / A	%
Fied Goals	1 / 2	50
2 Points	1 / 1	100
3 Points	0 / 1	0
Free Throws	0 / 0	0

22 TARPEY Terry



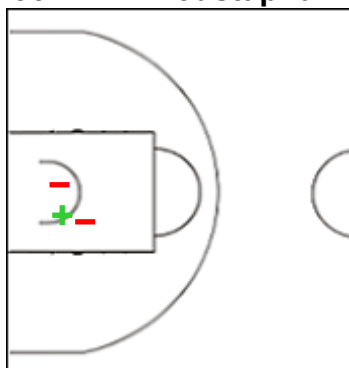
	M / A	%
Fied Goals	3 / 4	75
2 Points	1 / 2	50
3 Points	2 / 2	100
Free Throws	0 / 0	0

27 GOBERT Rudy



	M / A	%
Fied Goals	1 / 5	20
2 Points	1 / 5	20
3 Points	0 / 0	0
Free Throws	6 / 6	100

93 FALL Moustapha



	M / A	%
Fied Goals	1 / 3	33
2 Points	1 / 3	33
3 Points	0 / 0	0
Free Throws	4 / 4	100

Shot Chart

LTU 73 vs 77 FRA

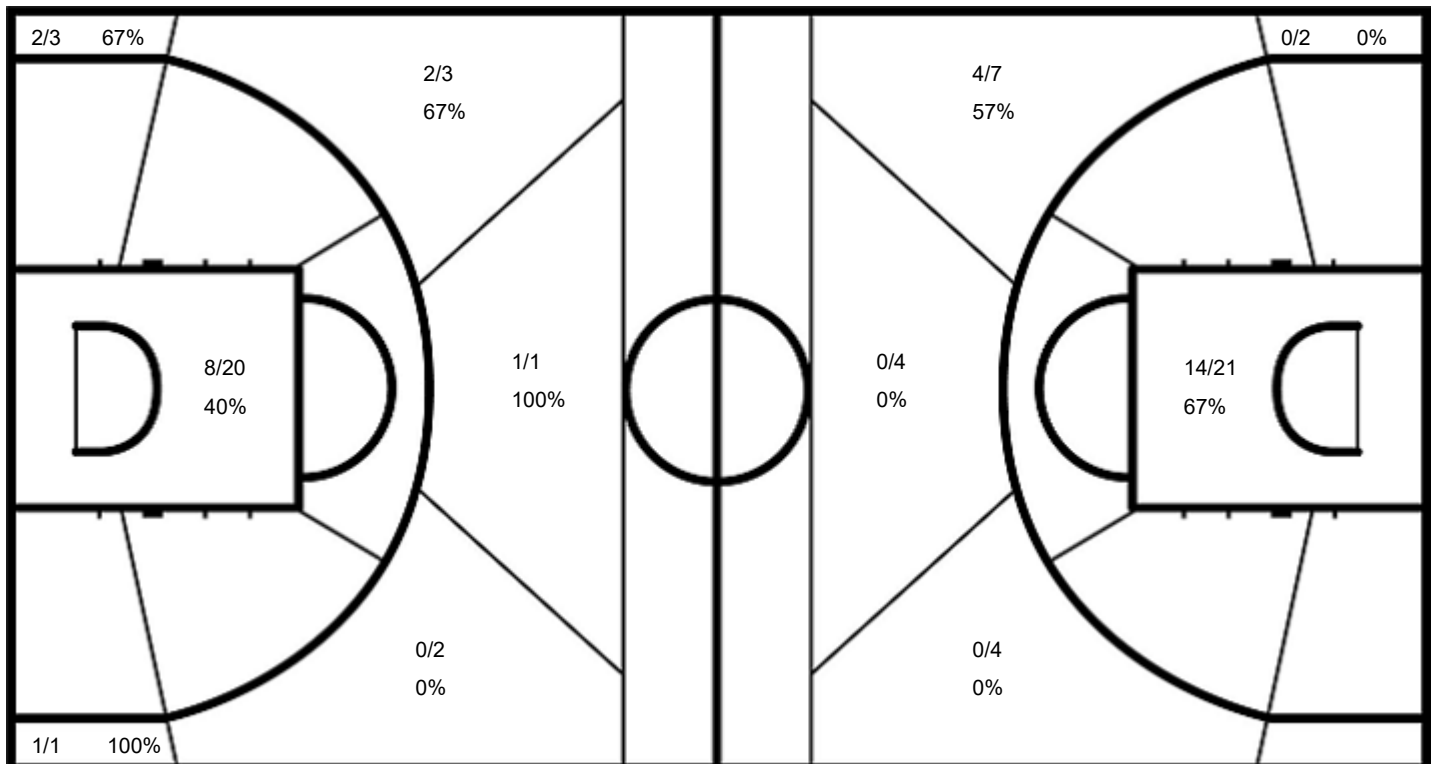
(25-23, 16-17, 15-10, 17-27)

Scoring by 5 min intervals:

	Q1		Q2		Q3		Q4	
LTU	18	25	33	41	46	56	62	73
FRA	6	23	31	40	48	50	62	77

LTU - Lithuania

FRA - France



	M / A	%
Fied Goals	25 / 58	43
2 Points	18 / 35	51
3 Points	7 / 23	30
Free Throws	16 / 18	89

%	M / A	
45	27 / 60	Fied Goals
48	20 / 42	2 Points
39	7 / 18	3 Points
84	16 / 19	Free Throws

GLOBAL PARTNERS

