

Cumulative statistics

BEL - Belgium

After 4 games

No	Name	GP	MIN	MPG	Field Goals		2 Points		3 Points		Free Throws		Rebounds			AS	TO	ST	BS	PF	FD	+/-	PTS	PPG
					M/A	%	M/A	%	M/A	%	M/A	%	OR	DR	TOT									
4	LECOMTE Emmanuel	4	05:28	26:22	19/48	40	18/34	53	1/14	7	9/13	69	4	8	12	15	5	1		10	11	7	48	12.0
8	MWEMA Jean-Marc	4	71:50	17:57	7/16	44	2/4	50	5/12	42	3/3	100	1	12	13	5	3	2		10	6		22	5.5
9	TABU Jonathan	4	63:29	15:52	7/19	37	1/2	50	6/17	35	6/6	100		8	8	9	8	2		10	9	-7	26	6.5
13	GILLET Pierre-Antoine	4	96:35	24:08	9/21	43	3/4	75	6/17	35	5/5	100	3	12	15	4	3	4	2	9	2	24	29	7.3
14	DE ZEEUW Maxime	4	54:39	13:39	8/23	35	3/8	38	5/15	33	0/1	0	2	9	11	2	2	3		7	3	-19	21	5.3
16	TUMBA Kevin	4	44:35	11:08	3/6	50	3/6	50			2/7	29	1	6	7	1	3		2	10	8	-16	8	2.0
17	VANWJDN Hans	4	85:15	21:18	12/23	52	7/12	58	5/11	45	4/7	57	4	12	16	7	6	2	2	7	9	1	33	8.3
18	LIBERT Alexandre	4	60:54	15:13	5/16	31	3/7	43	2/9	22				2	2	6	3		4	2	-30	12	3.0	
19	BAKO Ismael	4	97:10	24:17	10/21	48	10/21	48			7/9	78	10	10	20	2	5	1	3	12	8	-13	27	6.8
21	BLEIJENBERGH Vrenz	2	13:55	06:57	1/4	25			1/4	25	2/2	100		1	1	1	1	2		1	2	5	5	2.5
25	BRATANOVIC Haris	1	20:54	20:54	6/8	75	5/5	100	1/3	33	2/3	67	2	3	5		3	2		2	3	17	15	15.0
32	OBASOCHAN Retin	4	10:16	27:34	16/33	48	12/23	52	4/10	40	13/19	68	2	7	9	6	12	7		8	18	-9	49	12.3
Team / Coach																								
Totals					103/238	43	67/126	53	36/112	32	53/75	71	41	95	136	58	57	26	9	92	81	-8.0	295	73.8
Opponents					108/237	46	75/132	57	33/105	31	54/76	71	38	100	138	64	55	26	10	86	89	8.0	303	75.8


AVERAGES PER GAME

	BEL	Opponents
Points from Turnovers	20	25
Points in the Paints	102	142
Second Chance Points	27	32
Fast Break Points	35	36
Bench Points	107	87

	BEL	Opponents
Total Field Goals Made	25.8	27.0
2 Points Field Goals Made	16.8	18.8
3 Points Field Goals Made	9.0	8.3
Free Throws Made	13.3	13.5
Offensive Rebounds	10.3	9.5
Defensive Rebounds	23.8	25.0
Total Rebounds	34.0	34.5
Assists	14.5	16.0
Fouls	23.0	21.5
Turnovers	14.3	13.8
Steals	6.5	6.5
Blocked Shots	2.3	2.5
Points from Turnovers	5.0	6.3
Points in the Paints	25.5	35.5
Second Chance Points	6.8	8.0
Fast Break Points	8.8	9.0
Bench Points	26.8	21.8

Games	Phase	Score		Field Goals		2 Points		3 Points		Free Throws		Rebounds			AS	TO	ST	BS	PF	FD
				M/A	%	M/A	%	M/A	%	M/A	%	OR	DR	TOT						
BEL-GEO	Group Phase	79-76	FOR	26/66	39.4	14/34	41.2	12/32	37.5	15/24	62.5	10	26	36	12	15	11	1	27	21
			AGN	25/59	42.4	17/30	56.7	8/29	27.6	18/26	69.2	11	33	44	17	20	5	6	23	26
MNE-BEL	Group Phase	76-70	FOR	26/53	49.1	20/29	69.0	6/24	25.0	12/16	75.0	8	21	29	15	14	4	5	21	21
			AGN	27/59	45.8	18/38	47.4	9/21	42.9	13/13	100.0	9	21	30	14	13	7	1	22	20
ESP-BEL	Group Phase	73-83	FOR	29/60	48.3	18/35	51.4	11/25	44.0	14/20	70.0	14	26	40	17	14	5	3	25	21
			AGN	26/62	41.9	18/33	54.5	8/29	27.6	13/23	56.5	12	19	31	16	10	7	1	22	24
BEL-TUR	Group Phase	63-78	FOR	22/59	37.3	15/28	53.6	7/31	22.6	12/15	80.0	9	22	31	14	14	6	0	19	18
			AGN	30/57	52.6	22/31	71.0	8/26	30.8	10/14	71.4	6	27	33	17	12	7	2	19	19

GLOBAL PARTNERS



Cumulative statistics

BIH - Bosnia and Herzegovina
After 4 games

No	Name	GP	MIN	MPG	Field Goals		2 Points		3 Points		Free Throws		Rebounds			AS	TO	ST	BS	PF	FD	+/-	PTS	PPG
					M/A	%	M/A	%	M/A	%	M/A	%	OR	DR	TOT									
0	NURKIC Jusuf	4	17:24	29:21	22/58	38	17/38	45	5/20	25	17/26	65	4	26	30	10	15	6	9	14	25	-30	66	16.5
2	ROBERSON John	4	34:00	33:30	21/51	41	4/14	29	17/37	46	8/8	100	1	9	10	13	7	2	5	14	-1	67	16.8	
5	ATIC Edin	4	88:34	22:08	10/24	42	8/13	62	2/11	18	7/7	100	4	10	14	15	2	2	12	7	-5	29	7.3	
7	HALILOVIC Miralem	4	09:03	27:15	23/40	57	23/40	57			4/6	67	10	19	29	8	5	4	2	16	6	34	50	12.5
9	GENGIC Amar	4	29:18	07:19	6/13	46	4/8	50	2/5	40	1/1	100	2	3	5	4	2	2	1	3	2	-10	15	3.8
11	KAMENJAS Kenan	4	74:41	18:40	5/10	50	5/10	50			2/4	50	9	6	15	2	3	3		7	3	-16	12	3.0
12	CAMPARA Sani																							
13	MUSA Džanan	4	27:01	31:45	30/52	58	23/35	66	7/17	41	18/21	86	4	10	14	15	11	3	1		19	-3	85	21.3
15	PENAVA Ajdin																							
17	LAZIC Aleksandar	4	50:11	12:32	1/6	17	1/3	33	0/3	0	1/2	50	2	4	6	2	5	2	1	5	4	-18	3	0.8
22	SULEJMANOVIC Emir	2	08:18	04:09	1/2	50			1/2	50			1	1	1					1		-5	3	1.5
27	VRABAC Adin	4	61:30	15:22	5/12	42	3/6	50	2/6	33			4	5	9	6	3	2		9	2	9	12	3.0
Team / Coach																								
Totals					124/268	46	88/167	53	36/101	36	58/75	77	54	98	152	76	55	26	16	75	82	-9.0	342	85.5
Opponents					131/287	46	92/178	52	39/109	36	50/65	77	63	97	160	79	54	31	14	84	69	9.0	351	87.8

AVERAGES PER GAME

	BIH	Opponents
Points from Turnovers	50	62
Points in the Paints	166	166
Second Chance Points	45	57
Fast Break Points	48	68
Bench Points	61	136

	BIH	Opponents
Total Field Goals Made	31.0	32.8
2 Points Field Goals Made	22.0	23.0
3 Points Field Goals Made	9.0	9.8
Free Throws Made	14.5	12.5
Offensive Rebounds	13.5	15.8
Defensive Rebounds	24.5	24.3
Total Rebounds	38.0	40.0
Assists	19.0	19.8
Fouls	18.8	21.0
Turnovers	13.8	13.5
Steals	6.5	7.8
Blocked Shots	4.0	3.5
Points from Turnovers	12.5	15.5
Points in the Paints	41.5	41.5
Second Chance Points	11.3	14.3
Fast Break Points	12.0	17.0
Bench Points	15.3	34.0

Games	Phase	Score		Field Goals		2 Points		3 Points		Free Throws		Rebounds			AS	TO	ST	BS	PF	FD
				M/A	%	M/A	%	M/A	%	M/A	%	OR	DR	TOT						
BIH-HUN	Group Phase	95-85	FOR	34/69	49.3	25/47	53.2	9/22	40.9	18/25	72.0	17	25	42	23	9	3	4	16	22
			AGN	34/72	47.2	24/43	55.8	10/29	34.5	7/12	58.3	12	22	34	19	10	7	3	23	16
GER-BIH	Group Phase	92-82	FOR	33/69	47.8	27/45	60.0	6/24	25.0	10/17	58.8	9	24	33	19	8	8	5	24	19
			AGN	29/64	45.3	18/38	47.4	11/26	42.3	23/25	92.0	11	31	42	18	14	2	6	20	21
SLO-BIH	Group Phase	93-97	FOR	33/71	46.5	18/41	43.9	15/30	50.0	16/17	94.1	18	27	45	19	19	7	2	19	21
			AGN	37/81	45.7	27/49	55.1	10/32	31.3	9/12	75.0	19	19	38	22	12	10	1	21	18
BIH-FRA	Group Phase	68-81	FOR	24/59	40.7	18/34	52.9	6/25	24.0	14/16	87.5	10	22	32	15	19	8	5	16	20
			AGN	31/70	44.3	23/48	47.9	8/22	36.4	11/16	68.8	21	25	46	20	18	12	4	20	14

GLOBAL PARTNERS



Cumulative statistics

BUL - Bulgaria After 4 games

No	Name	GP	MIN	MPG	Field Goals		2 Points		3 Points		Free Throws		Rebounds			AS	TO	ST	BS	PF	FD	+/-	PTS	PPG	
					M/A	%	M/A	%	M/A	%	M/A	%	OR	DR	TOT										
0	ALPIEV Ivan	4	50:07	12:31	4/14	29	1/5	20	3/9	33	2/2	100	3	4	7	3	2	1		3	3	-23	13	3.3	
1	BOST Dee	4	32:03	33:00	17/49	35	4/10	40	13/39	33	5/10	50	3	11	14	38	8	2	1	8	17	-37	52	13.0	
2	KARAMFILOV Deyan	4	37:52	09:28	2/9	22	1/4	25	1/5	20	1/2	50	3	3	11	4	4		4	2	9	6	1.5		
9	KOSTOV Chavdar	4	17:19	29:19	15/41	37	7/16	44	8/25	32	7/10	70	2	8	10	4	5	3		6	7	-41	45	11.3	
12	YANEV Aleksandar	4	39:15	09:48	3/5	60	2/3	67	1/2	50	0/1	0	2	3	5	3	1	2		3	2	-9	7	1.8	
17	STOILOV Emil	4	46:56	11:44	9/13	69	9/13	69			2/2	100	5	2	7	3	1		1	11	3	-22	20	5.0	
22	IVANOV Pavlin	4	83:56	20:59	16/29	55	5/7	71	11/22	50			5	5	7	10	1		7			-9	43	10.8	
23	MARINOV Stanimir	3	43:59	14:39	6/12	50	4/4	100	2/8	25	3/4	75	2	4	6	6	2	1		6	2	-20	17	5.7	
24	IVANOV Andrey	4	48:28	12:07	11/17	65	10/16	63	1/1	100	1/1	100	5	5	10	2	2	1		10	1		24	6.0	
34	DIMITROV Dimitar	4	51:14	12:48	4/14	29	3/5	60	1/9	11	3/4	75	4	1	5	6	2	1	2	9	5	-13	12	3.0	
41	VEZENKOV Aleksandar	4	47:27	36:51	40/74	54	27/44	61	13/30	43	15/17	88	18	30	48	10	6	3	1	8	19	-33	108	27.0	
99	SIMEONOV Aleks	1	01:24	01:24																		3			
Team / Coach													6 6 12			2									
Totals					127/277	46	73/127	58	54/150	36	39/53	74	50	82	132	93	45	19	5	75	61	-39.0	347	86.8	
Opponents					137/274	50	95/150	63	42/124	34	70/81	86	54	104	158	87	37	21	10	64	75	39.0	386	96.5	


AVERAGES PER GAME

	BUL	Opponents
Points from Turnovers	11	18
Points in the Paints	140	174
Second Chance Points	38	64
Fast Break Points	31	35
Bench Points	118	127

	BUL	Opponents
Total Field Goals Made	31.8	34.3
2 Points Field Goals Made	18.3	23.8
3 Points Field Goals Made	13.5	10.5
Free Throws Made	9.8	17.5
Offensive Rebounds	12.5	13.5
Defensive Rebounds	20.5	26.0
Total Rebounds	33.0	39.5
Assists	23.3	21.8
Fouls	18.8	16.0
Turnovers	11.3	9.3
Steals	4.8	5.3
Blocked Shots	1.3	2.5
Points from Turnovers	2.8	4.5
Points in the Paints	35.0	43.5
Second Chance Points	9.5	16.0
Fast Break Points	7.8	8.8
Bench Points	29.5	31.8

Games	Phase	Score		Field Goals		2 Points		3 Points		Free Throws		Rebounds			AS	TO	ST	BS	PF	FD
				M/A	%	M/A	%	M/A	%	M/A	%	OR	DR	TOT						
ESP-BUL	Group Phase	114-87	FOR	30/68	44.1	19/35	54.3	11/33	33.3	16/20	80.0	17	15	32	22	13	5	0	18	17
			AGN	38/69	55.1	23/36	63.9	15/33	45.5	23/26	88.5	16	23	39	27	9	8	1	18	18
BUL-TUR	Group Phase	87-101	FOR	32/73	43.8	22/35	62.9	10/38	26.3	13/16	81.3	15	20	35	23	8	2	1	18	16
			AGN	38/67	56.7	27/37	73.0	11/30	36.7	14/17	82.4	9	28	37	29	7	5	1	17	18
BUL-MNE	Group Phase	81-91	FOR	31/64	48.4	17/24	70.8	14/40	35.0	5/7	71.4	7	21	28	23	12	6	3	18	14
			AGN	36/71	50.7	28/46	60.9	8/25	32.0	11/15	73.3	15	24	39	17	8	6	4	15	18
GEO-BUL	Group Phase	80-92	FOR	34/72	47.2	15/33	45.5	19/39	48.7	5/10	50.0	11	26	37	25	12	6	1	21	14
			AGN	25/67	37.3	17/31	54.8	8/36	22.2	22/23	95.7	14	29	43	14	13	2	4	14	21

GLOBAL PARTNERS



Cumulative statistics

CRO - Croatia
After 4 games

No	Name	GP	MIN	MPG	Field Goals		2 Points		3 Points		Free Throws		Rebounds			AS	TO	ST	BS	PF	FD	+/-	PTS	PPG	
					M/A	%	M/A	%	M/A	%	M/A	%	OR	DR	TOT										
1	PERKOVIC Toni	1	07:20	07:20	1/3	33	0/1	0	1/2	50			2	2	1							-9	3	3.0	
3	SMITH Jaleen	4	17:18	29:19	16/38	42	9/21	43	7/17	41	9/11	82	12	12	21	6	6		8	8	12	48	12.0		
4	PRKACIN Roko	1	10:00	10:00									2	2								-11			
7	SIMON Krunoslav	4	91:06	22:46	13/26	50	10/15	67	3/11	27	2/2	100	3	12	15	11	9	4	2	6	5	19	31	7.8	
8	HEZONJA Mario	4	08:46	27:11	13/39	33	8/19	42	5/20	25	5/6	83	3	30	33	5	6	4	1	9	7	-20	36	9.0	
9	SARIC Dario	4	07:38	26:54	13/36	36	7/18	39	6/18	33	8/9	89	5	26	31	13	13	3	1	7	11	43	40	10.0	
10	GNJIDIC Lovro	3	25:48	08:36	2/5	40	1/2	50	1/3	33			1	2	3	2	3		3	3	2	5	1.7		
17	MATKOVIC Karlo	4	57:06	14:16	12/15	80	12/14	86	0/1	0	3/3	100	7	4	11	3	7	4	2	9	4	1	27	6.8	
27	RAMLIJAK Ivan	4	34:18	08:34	1/3	33	1/1	100	0/2	0	0/2	0	3	3	1	1	1		5	1	-9	2	0.5		
30	MAVRA Dominik	4	30:57	07:44	5/8	63	4/4	100	1/4	25	5/5	100	2	2	6	1			6	4	18	16	4.0		
40	ZUBAC Ivica	4	89:24	22:21	16/22	73	16/22	73			15/22	68	9	16	25	1	11	1	8	10	16	21	47	11.8	
44	BOGDANOVIC Bojan	4	20:19	30:04	23/49	47	15/26	58	8/23	35	11/12	92	1	18	19	6	9	1		9	10	8	65	16.3	
Team / Coach													7	8	15		3								
Totals					115/244	47	83/143	58	32/101	32	58/72	81	36	137	173	70	69	27	14	74	69	15.0	320	80.0	
Opponents					108/287	38	70/161	44	38/126	30	51/70	73	49	98	147	72	42	34	11	71	70	-15.0	305	76.3	

AVERAGES PER GAME

	CRO	Opponents
Points from Turnovers	57	62
Points in the Paints	152	112
Second Chance Points	15	36
Fast Break Points	47	46
Bench Points	100	79

	CRO	Opponents
Total Field Goals Made	28.8	27.0
2 Points Field Goals Made	20.8	17.5
3 Points Field Goals Made	8.0	9.5
Free Throws Made	14.5	12.8
Offensive Rebounds	9.0	12.3
Defensive Rebounds	34.3	24.5
Total Rebounds	43.3	36.8
Assists	17.5	18.0
Fouls	18.5	17.8
Turnovers	17.3	10.5
Steals	6.8	8.5
Blocked Shots	3.5	2.8
Points from Turnovers	14.3	15.5
Points in the Paints	38.0	28.0
Second Chance Points	3.8	9.0
Fast Break Points	11.8	11.5
Bench Points	25.0	19.8

Games	Phase	Score		Field Goals		2 Points		3 Points		Free Throws		Rebounds			AS	TO	ST	BS	PF	FD
				M/A	%	M/A	%	M/A	%	M/A	%	OR	DR	TOT						
CRO-GRE	Group Phase	85-89	FOR	32/63	50.8	22/36	61.1	10/27	37.0	11/13	84.6	4	33	37	15	18	5	2	18	13
			AGN	30/77	39.0	20/44	45.5	10/33	30.3	19/25	76.0	16	28	44	17	9	11	5	14	16
GBR-CRO	Group Phase	65-86	FOR	31/62	50.0	23/34	67.6	8/28	28.6	16/20	80.0	7	39	46	24	15	8	6	17	19
			AGN	22/72	30.6	16/47	34.0	6/25	24.0	15/16	93.8	11	25	36	17	11	6	1	19	16
CRO-EST	Group Phase	73-70	FOR	26/59	44.1	20/39	51.3	6/20	30.0	15/21	71.4	13	33	46	16	18	9	3	20	21
			AGN	25/66	37.9	15/31	48.4	10/35	28.6	10/18	55.6	11	22	33	19	13	7	3	21	20
ITA-CRO	Group Phase	81-76	FOR	26/60	43.3	18/34	52.9	8/26	30.8	16/18	88.9	12	32	44	15	18	5	3	19	16
			AGN	31/72	43.1	19/39	48.7	12/33	36.4	7/11	63.6	11	23	34	19	9	10	2	17	18

GLOBAL PARTNERS



Cumulative statistics

CZE - Czech Republic
After 4 games

No	Name	GP	MIN	MPG	Field Goals		2 Points		3 Points		Free Throws		Rebounds			AS	TO	ST	BS	PF	FD	+/-	PTS	PPG	
					M/A	%	M/A	%	M/A	%	M/A	%	OR	DR	TOT										
1	AUDA Patrik	3	43:34	14:31	14/20	70	14/20	70			3/8	38		5	5		6	3		7	10	-19	31	10.3	
7	HRUBAN Vojtech	4	99:20	24:50	19/40	48	15/26	58	4/14	29	9/9	100	2	11	13	11	11	4	1	7	10	-16	51	12.8	
8	SATORANSKY Tomas	2	42:59	21:29	1/10	10	1/6	17	0/4	0												-15	2	1.0	
12	BALVIN Ondrej	4	69:19	17:19	8/17	47	8/15	53	0/2	0	8/9	89	6	16	22	4	7	1		11	8	-21	24	6.0	
15	PETERKA Martin	4	94:07	23:31	14/23	61	1/3	33	13/20	65	2/2	100	4	9	13	5	3	2		1	2	10	43	10.8	
17	BOHACIK Jaromir	4	83:58	20:59	11/25	44	6/10	60	5/15	33	5/5	100	2	9	11	8	3			10	6	-11	32	8.0	
19	SEHNAL Ondrej	4	69:45	17:26	6/14	43	3/7	43	3/7	43	1/2	50		3	3	6	1			10	7	-6	16	4.0	
24	VESELY Jan	4	93:56	23:29	20/31	65	20/31	65			18/20	90	6	15	21	4	8	2	3	15	23	-2	58	14.5	
25	JELINEK David	3	33:03	11:01	6/11	55	2/4	50	4/7	57			1	2	3	2	2			5		-10	16	5.3	
27	KREJCI Vit	4	55:31	13:52	6/15	40	2/6	33	4/9	44	5/7	71	1	3	4	9	1		1	7	4	-22	21	5.3	
31	KRIZ Martin	4	22:54	05:43	2/4	50	2/3	67	0/1	0			2	4	6					9		-30	4	1.0	
77	KYZLINK Tomas	4	91:34	22:53	12/29	41	10/21	48	2/8	25	4/8	50	3	11	14	15	4	2	1	9	8	-8	30	7.5	
Team / Coach													6	8	14		1								
Totals					119/239	50	84/152	55	35/87	40	55/70	79	33	100	133	90	59	15	6	95	79	-30.0	328	82.0	
Opponents					119/250	48	77/132	58	42/118	36	78/95	82	38	90	128	85	40	28	12	80	92	30.0	358	89.5	

AVERAGES PER GAME

	CZE	Opponents
Points from Turnovers	51	69
Points in the Paints	124	142
Second Chance Points	29	35
Fast Break Points	43	50
Bench Points	162	125

	CZE	Opponents
Total Field Goals Made	29.8	29.8
2 Points Field Goals Made	21.0	19.3
3 Points Field Goals Made	8.8	10.5
Free Throws Made	13.8	19.5
Offensive Rebounds	8.3	9.5
Defensive Rebounds	25.0	22.5
Total Rebounds	33.3	32.0
Assists	22.5	21.3
Fouls	23.8	20.0
Turnovers	14.8	10.0
Steals	3.8	7.0
Blocked Shots	1.5	3.0
Points from Turnovers	12.8	17.3
Points in the Paints	31.0	35.5
Second Chance Points	7.3	8.8
Fast Break Points	10.8	12.5
Bench Points	40.5	31.3

Games	Phase	Score		Field Goals		2 Points		3 Points		Free Throws		Rebounds			AS	TO	ST	BS	PF	FD
				M/A	%	M/A	%	M/A	%	M/A	%	OR	DR	TOT						
POL-CZE	Group Phase	99-84	FOR	31/57	54.4	21/32	65.6	10/25	40.0	12/19	63.2	7	17	24	24	12	3	2	23	18
			AGN	37/67	55.2	27/39	69.2	10/28	35.7	15/19	78.9	13	23	36	23	9	5	2	19	23
CZE-SRB	Group Phase	68-81	FOR	24/58	41.4	16/37	43.2	8/21	38.1	12/13	92.3	8	30	38	19	15	2	1	24	16
			AGN	27/64	42.2	19/37	51.4	8/27	29.6	19/23	82.6	10	24	34	19	5	8	2	16	22
CZE-NED	Group Phase	88-80	FOR	34/62	54.8	25/40	62.5	9/22	40.9	11/14	78.6	9	28	37	23	15	6	2	21	16
			AGN	26/58	44.8	17/27	63.0	9/31	29.0	19/24	79.2	6	19	25	22	9	6	1	16	21
FIN-CZE	Group Phase	98-88	FOR	30/62	48.4	22/43	51.2	8/19	42.1	20/24	83.3	9	25	34	24	17	4	1	27	29
			AGN	29/61	47.5	14/29	48.3	15/32	46.9	25/29	86.2	9	24	33	21	17	9	7	29	26

GLOBAL PARTNERS



Cumulative statistics

ESP - Spain
After 4 games

No	Name	GP	MIN	MPG	Field Goals		2 Points		3 Points		Free Throws		Rebounds			AS	TO	ST	BS	PF	FD	+/-	PTS	PPG
					M/A	%	M/A	%	M/A	%	M/A	%	OR	DR	TOT									
2	BROWN Lorenzo	4	75:38	18:54	17/33	52	11/23	48	6/10	60	5/7	71	1	4	5	25	9	3		6	7	28	45	11.3
4	PRADILLA Jaime	4	61:32	15:23	13/21	62	9/16	56	4/5	80	7/9	78	6	4	10	4	1	8		10	9	34	37	9.3
5	FERNANDEZ Rudy	4	55:17	13:49	7/20	35	1/2	50	6/18	33	4/5	80	3	4	7	8		1	3	7	31	24	6.0	
6	LOPEZ-AROSTEGUI Xabi	4	87:25	21:51	10/22	45	6/9	67	4/13	31	3/3	100	3	5	8	6	1	6		11	7	26	27	6.8
7	FERNANDEZ Jaime	4	67:50	16:57	11/25	44	6/14	43	5/11	45	1/3	33		3	3	8	2	2		8	8	34	28	7.0
8	BRIZUELA Dario	4	67:31	16:52	13/31	42	7/12	58	6/19	32	6/8	75	1	1	2	8	1	3		5	5	36	38	9.5
9	DIAZ Alberto	4	63:13	15:48	5/14	36	2/3	67	3/11	27	3/4	75	1	4	5	5	4		7	6	17	16	4.0	
11	SAIZ Sebastian	3	21:22	07:07	3/5	60	3/5	60			4/4	100	1	5	6		1		2	4	4	7	10	3.3
14	HERNANGOMEZ Willy	4	83:54	20:58	25/37	68	25/36	69	0/1	0	12/16	75	15	15	30	6	6	1		6	13	34	62	15.5
16	GARUBA Usman	4	65:10	16:17	7/12	58	7/11	64	0/1	0	3/6	50	7	12	19	5	6	2	1	6	5	21	17	4.3
41	HERNANGOMEZ Juancho	4	87:18	21:49	14/32	44	7/12	58	7/20	35	4/5	80	4	18	22	7	2	2		4	6	21	39	9.8
44	PARRA Joel	4	63:50	15:57	5/13	38	3/7	43	2/6	33	4/5	80	5	11	16	3	3	1		7	4	11	16	4.0
Team / Coach																								
Totals					130/265	49	87/150	58	43/115	37	56/75	75	57	93	150	85	43	32	4	78	81	60.0	359	89.8
Opponents					107/248	43	70/140	50	37/108	34	48/66	73	54	77	131	66	55	25	7	85	74	-60.0	299	74.8

AVERAGES PER GAME

	ESP	Opponents
Points from Turnovers	29	28
Points in the Paints	160	132
Second Chance Points	50	41
Fast Break Points	37	31
Bench Points	148	108

	ESP	Opponents
Total Field Goals Made	32.5	26.8
2 Points Field Goals Made	21.8	17.5
3 Points Field Goals Made	10.8	9.3
Free Throws Made	14.0	12.0
Offensive Rebounds	14.3	13.5
Defensive Rebounds	23.3	19.3
Total Rebounds	37.5	32.8
Assists	21.3	16.5
Fouls	19.5	21.3
Turnovers	10.8	13.8
Steals	8.0	6.3
Blocked Shots	1.0	1.8
Points from Turnovers	7.3	7.0
Points in the Paints	40.0	33.0
Second Chance Points	12.5	10.3
Fast Break Points	9.3	7.8
Bench Points	37.0	27.0

Games	Phase	Score		Field Goals		2 Points		3 Points		Free Throws		Rebounds			AS	TO	ST	BS	PF	FD
				M/A	%	M/A	%	M/A	%	M/A	%	OR	DR	TOT						
ESP-BUL	Group Phase	114-87	FOR	38/69	55.1	23/36	63.9	15/33	45.5	23/26	88.5	16	23	39	27	9	8	1	18	18
			AGN	30/68	44.1	19/35	54.3	11/33	33.3	16/20	80.0	17	15	32	22	13	5	0	18	17
GEO-ESP	Group Phase	64-90	FOR	36/74	48.6	27/46	58.7	9/28	32.1	9/12	75.0	16	23	39	23	4	7	1	20	22
			AGN	24/59	40.7	15/35	42.9	9/24	37.5	7/12	58.3	12	21	33	14	14	2	2	23	19
ESP-BEL	Group Phase	73-83	FOR	26/62	41.9	18/33	54.5	8/29	27.6	13/23	56.5	12	19	31	16	10	7	1	22	24
			AGN	29/60	48.3	18/35	51.4	11/25	44.0	14/20	70.0	14	26	40	17	14	5	3	25	21
MNE-ESP	Group Phase	65-82	FOR	30/60	50.0	19/35	54.3	11/25	44.0	11/14	78.6	13	28	41	19	20	10	1	18	17
			AGN	24/61	39.3	18/35	51.4	6/26	23.1	11/14	78.6	11	15	26	13	14	13	2	19	17

GLOBAL PARTNERS



Cumulative statistics

EST - Estonia

After 4 games

No	Name	GP	MIN	MPG	Field Goals		2 Points		3 Points		Free Throws		Rebounds			AS	TO	ST	BS	PF	FD	+/-	PTS	PPG	
					M/A	%	M/A	%	M/A	%	M/A	%	OR	DR	TOT										
0	DRELL Henri	4	01:44	25:26	17/30	57	9/13	69	8/17	47	1/1	100	2	14	16	7	9	6	4	9	6	12	43	10.8	
2	RAIESTE Sander	4	62:45	15:41	5/15	33	4/8	50	1/7	14	4/4	100	3	11	14	5	4	2	5	4	5	15	3.8		
7	SOKK Sten	2	08:32	04:16	1/4	25	1/3	33	0/1	0			1	1	1	1	1		1	1	-2	2	1.0		
9	TASS Matthias	4	43:10	10:47	1/5	20	1/5	20			1/2	50	3	2	5	5	3	2	3	3	2	-21	3	0.8	
11	VEENE Siim-Sander	4	81:40	20:25	12/33	36	5/13	38	7/20	35	7/8	88	2	4	6	5	1	3	1	8	6	20	38	9.5	
15	KOTSAR Maik-Kalev	4	10:59	27:44	23/43	53	23/42	55	0/1	0	9/15	60	10	14	24	7	3	6	3	10	16	26	55	13.8	
20	NURGER Rauno	1	02:58	02:58									1	1								-3			
21	JOESAAR Janari	4	79:18	19:49	10/25	40	4/7	57	6/18	33	4/5	80	3	9	12	6	3	2		8	6	-14	30	7.5	
22	DORBEK Martin	4	27:14	06:48	0/1	0	0/1	0						5	5	1		1	4		4				
33	KITSING Kristjan	4	80:34	20:08	9/22	41	1/6	17	8/16	50	12/13	92	2	6	8	2	4	1		6	6	-8	38	9.5	
44	KRIISA Kerr	4	99:27	24:51	13/35	37	5/11	45	8/24	33	8/10	80	1	7	8	25	14	2		8	16	29	42	10.5	
77	KULLAMAE Kristian	4	01:39	25:24	13/38	34	10/22	45	3/16	19	4/4	100		11	11	19	9	4		9	4	-13	33	8.3	
Team / Coach													8	13	21		4								
Totals					104/251	41	63/131	48	41/120	34	50/62	81	34	98	132	83	55	29	12	70	67	7.0	299	74.8	
Opponents					112/248	45	87/155	56	25/93	27	43/60	72	40	113	153	73	61	36	13	66	70	-7.0	292	73.0	

AVERAGES PER GAME

	EST	Opponents
Points from Turnovers	73	58
Points in the Paints	100	150
Second Chance Points	28	27
Fast Break Points	42	47
Bench Points	81	119

	EST	Opponents
Total Field Goals Made	26.0	28.0
2 Points Field Goals Made	15.8	21.8
3 Points Field Goals Made	10.3	6.3
Free Throws Made	12.5	10.8
Offensive Rebounds	8.5	10.0
Defensive Rebounds	24.5	28.3
Total Rebounds	33.0	38.3
Assists	20.8	18.3
Fouls	17.5	16.5
Turnovers	13.8	15.3
Steals	7.3	9.0
Blocked Shots	3.0	3.3
Points from Turnovers	18.3	14.5
Points in the Paints	25.0	37.5
Second Chance Points	7.0	6.8
Fast Break Points	10.5	11.8
Bench Points	20.3	29.8

Games	Phase	Score		Field Goals		2 Points		3 Points		Free Throws		Rebounds			AS	TO	ST	BS	PF	FD
				M/A	%	M/A	%	M/A	%	M/A	%	OR	DR	TOT						
ITA-EST	Group Phase	83-62	FOR	23/59	39.0	14/31	45.2	9/28	32.1	7/7	100.0	6	22	28	19	16	8	1	16	12
			AGN	33/67	49.3	23/37	62.2	10/30	33.3	7/9	77.8	12	30	42	24	13	10	2	12	16
EST-UKR	Group Phase	73-74	FOR	23/64	35.9	15/38	39.5	8/26	30.8	19/22	86.4	8	22	30	19	8	6	3	15	21
			AGN	28/55	50.9	23/33	69.7	5/22	22.7	13/20	65.0	6	31	37	19	15	6	4	20	15
CRO-EST	Group Phase	73-70	FOR	25/66	37.9	15/31	48.4	10/35	28.6	10/18	55.6	11	22	33	19	13	7	3	21	20
			AGN	26/59	44.1	20/39	51.3	6/20	30.0	15/21	71.4	13	33	46	16	18	9	3	20	21
EST-GBR	Group Phase	94-62	FOR	33/62	53.2	19/31	61.3	14/31	45.2	14/15	93.3	9	32	41	26	18	8	5	18	14
			AGN	25/67	37.3	21/46	45.7	4/21	19.0	8/10	80.0	9	19	28	14	15	11	4	14	18

GLOBAL PARTNERS



Cumulative statistics

FIN - Finland
After 4 games

No	Name	GP	MIN	MPG	Field Goals		2 Points		3 Points		Free Throws		Rebounds			AS	TO	ST	BS	PF	FD	+/-	PTS	PPG
					M/A	%	M/A	%	M/A	%	M/A	%	OR	DR	TOT									
1	LITTLE Miro	4	24:52	06:13	2/6	33	2/4	50	0/2	0			1	3	4	6	4		4	3	-2	4	1.0	
7	HUFF Shawn	4	64:51	16:12	5/16	31	5/9	56	0/7	0	2/3	67	2	7	9	3	1	2	11	3	18	12	3.0	
9	SALIN Sasu	4	02:15	25:33	16/32	50	2/5	40	14/27	52	7/8	88	2	12	14	12	5	8	6	14	15	53	13.3	
11	KOPONEN Petteri	4	61:17	15:19	8/14	57	2/3	67	6/11	55	5/5	100	1	4	5	8	2	1	5	3	-5	27	6.8	
14	KANTONEN Henri	4	57:57	14:29	5/12	42	2/5	40	3/7	43			2	7	9	10		2	9		30	13	3.3	
18	JANTUNEN Mikael	4	87:36	21:54	6/16	38	5/11	45	1/5	20	2/2	100	5	15	20	7	2	2	16	10	-22	15	3.8	
19	VALTONEN Elias	4	83:36	20:54	14/28	50	9/18	50	5/10	50	5/5	100	5	6	11	4	7	3	10	5	-5	38	9.5	
20	MADSEN Alexander	4	80:24	20:06	9/19	47	4/8	50	5/11	45	1/4	25	5	6	11	6	9	1	13	5	-12	24	6.0	
21	MAXHUNI Edon	4	91:46	22:56	13/31	42	7/15	47	6/16	38	3/3	100	2	6	8	15	15	3	7	6	-9	35	8.8	
23	MARKKANEN Lauri	4	13:29	28:22	29/63	46	20/38	53	9/25	36	35/38	92	7	27	34	10	9	5	3	7	30	21	102	25.5
35	SEPPALA Ilari	3	35:17	11:45	3/9	33	1/1	100	2/8	25	3/3	100	1		1	8	2		6	2	5	11	3.7	
41	PALMI Topias	3	21:40	07:13	4/10	40	2/5	40	2/5	40			1	2	3	1	1			2	6	10	3.3	
Team / Coach													7	8	15	4								
Totals					114/256	44	61/122	50	53/134	40	63/71	89	41	103	144	90	65	24	14	94	83	8.0	344	86.0
Opponents					113/256	44	77/155	50	36/101	36	74/98	76	49	103	152	95	57	30	6	84	93	-8.0	336	84.0


AVERAGES PER GAME

	FIN	Opponents
Points from Turnovers	55	74
Points in the Paints	92	128
Second Chance Points	50	49
Fast Break Points	75	38
Bench Points	127	140

	FIN	Opponents
Total Field Goals Made	28.5	28.3
2 Points Field Goals Made	15.3	19.3
3 Points Field Goals Made	13.3	9.0
Free Throws Made	15.8	18.5
Offensive Rebounds	10.3	12.3
Defensive Rebounds	25.8	25.8
Total Rebounds	36.0	38.0
Assists	22.5	23.8
Fouls	23.5	21.0
Turnovers	16.3	14.3
Steals	6.0	7.5
Blocked Shots	3.5	1.5
Points from Turnovers	13.8	18.5
Points in the Paints	23.0	32.0
Second Chance Points	12.5	12.3
Fast Break Points	18.8	9.5
Bench Points	31.8	35.0

Games	Phase	Score		Field Goals		2 Points		3 Points		Free Throws		Rebounds			AS	TO	ST	BS	PF	FD
				M/A	%	M/A	%	M/A	%	M/A	%	OR	DR	TOT						
ISR-FIN	Group Phase	89-87	FOR	28/67	41.8	16/36	44.4	12/31	38.7	19/20	95.0	15	35	50	21	18	5	4	22	21
			AGN	30/78	38.5	20/45	44.4	10/33	30.3	19/26	73.1	19	25	44	26	9	10	3	21	22
FIN-POL	Group Phase	89-59	FOR	31/65	47.7	14/27	51.9	17/38	44.7	10/12	83.3	8	25	33	27	11	4	2	25	20
			AGN	16/51	31.4	10/30	33.3	6/21	28.6	21/31	67.7	11	26	37	15	18	6	1	20	24
SRB-FIN	Group Phase	100-70	FOR	26/63	41.3	17/30	56.7	9/33	27.3	9/10	90.0	9	19	28	21	19	6	1	18	16
			AGN	37/65	56.9	25/37	67.6	12/28	42.9	14/17	82.4	10	27	37	30	13	10	1	16	18
FIN-CZE	Group Phase	98-88	FOR	29/61	47.5	14/29	48.3	15/32	46.9	25/29	86.2	9	24	33	21	17	9	7	29	26
			AGN	30/62	48.4	22/43	51.2	8/19	42.1	20/24	83.3	9	25	34	24	17	4	1	27	29

GLOBAL PARTNERS



Cumulative statistics

FRA - France
After 4 games

No	Name	GP	MIN	MPG	Field Goals		2 Points		3 Points		Free Throws		Rebounds			AS	TO	ST	BS	PF	FD	+/-	PTS	PPG				
					M/A	%	M/A	%	M/A	%	M/A	%	OR	DR	TOT													
0	OKOBO Elie	4	41:26	10:21	2/11	18	2/8	25	0/3	0	2/3	67	2	4	6	3	4	2		6	3	-33	6	1.5				
2	M'BAYE Amath	2	16:42	08:21	2/4	50	0/1	0	2/3	67			2	2		1				3		-12	6	3.0				
3	LUWAWU-CABARROT Timothe	4	70:11	17:32	6/16	38	4/8	50	2/8	25	2/2	100	1	10	11	3	4		8	3	-31	16	4.0					
4	HEURTEL Thomas	4	94:44	23:41	10/27	37	4/15	27	6/12	50	2/3	67	2	8	10	26	8	4		5	3	-9	28	7.0				
7	YABUSELE Guerschon	4	03:57	25:59	24/43	56	19/34	56	5/9	56	6/9	67	6	11	17	5	10	2	2	8	8	15	59	14.8				
10	FOURNIER Evan	4	14:58	28:44	20/54	37	10/25	40	10/29	34	10/15	67	2	8	10	12	4	5		9	10	35	60	15.0				
11	MALEDON Theo	2	17:51	08:55	2/8	25	2/2	100	0/6	0	4/5	80	2	2	2	2				1	4	-3	8	4.0				
17	POIRIER Vincent	4	65:25	16:21	12/20	60	12/20	60			9/10	90	8	12	20	2	4		2	7	10	-8	33	8.3				
21	ALBICY Andrew	4	65:55	16:28	2/4	50	1/1	100	1/3	33	2/4	50	5	5	10	5	5		7	7	15	7	1.8					
22	TARPEY Terry	4	75:02	18:45	6/11	55	3/6	50	3/5	60	4/4	100	3	8	11	7	4	10	3	6	3	50	19	4.8				
27	GOBERT Rudy	4	03:36	25:54	16/30	53	16/28	57	0/2	0	13/18	72	10	27	37	1	11	4	4	9	17	36	45	11.3				
93	FALL Moustapha	3	30:13	10:04	3/6	50	3/6	50			6/6	100	3	1	4	1	1	1	1	7	4	-15	12	4.0				
Team / Coach													7 5 12			6												
Totals					105/234		45		76/154		49		29/80		36		60/79		76		44 103 147		72 64 33		12 76 72		8.0 299 74.8	
Opponents					103/242		43		69/133		52		34/109		31		51/61		84		36 90 126		63 62 31		10 75 76		-8.0 291 72.8	

AVERAGES PER GAME

	FRA	Opponents
Points from Turnovers	61	57
Points in the Paints	132	118
Second Chance Points	43	34
Fast Break Points	43	22
Bench Points	108	105

	FRA	Opponents
Total Field Goals Made	26.3	25.8
2 Points Field Goals Made	19.0	17.3
3 Points Field Goals Made	7.3	8.5
Free Throws Made	15.0	12.8
Offensive Rebounds	11.0	9.0
Defensive Rebounds	25.8	22.5
Total Rebounds	36.8	31.5
Assists	18.0	15.8
Fouls	19.0	18.8
Turnovers	16.0	15.5
Steals	8.3	7.8
Blocked Shots	3.0	2.5
Points from Turnovers	15.3	14.3
Points in the Paints	33.0	29.5
Second Chance Points	10.8	8.5
Fast Break Points	10.8	5.5
Bench Points	27.0	26.3

Games	Phase	Score		Field Goals		2 Points		3 Points		Free Throws		Rebounds			AS	TO	ST	BS	PF	FD
				M/A	%	M/A	%	M/A	%	M/A	%	OR	DR	TOT						
FRA-GER	Group Phase	63-76	FOR	20/52	38.5	13/31	41.9	7/21	33.3	16/24	66.7	8	27	35	14	17	6	3	14	21
			AGN	29/65	44.6	19/33	57.6	10/32	31.3	8/8	100.0	8	23	31	17	9	10	1	21	14
LTU-FRA	Group Phase	73-77	FOR	27/60	45.0	20/42	47.6	7/18	38.9	16/19	84.2	7	23	30	14	9	11	4	21	17
			AGN	25/58	43.1	18/35	51.4	7/23	30.4	16/18	88.9	9	29	38	16	17	2	2	17	21
FRA-HUN	Group Phase	78-74	FOR	27/52	51.9	20/33	60.6	7/19	36.8	17/20	85.0	8	28	36	24	20	4	1	21	20
			AGN	25/60	41.7	14/31	45.2	11/29	37.9	13/19	68.4	9	16	25	15	17	11	2	21	21
BIH-FRA	Group Phase	68-81	FOR	31/70	44.3	23/48	47.9	8/22	36.4	11/16	68.8	21	25	46	20	18	12	4	20	14
			AGN	24/59	40.7	18/34	52.9	6/25	24.0	14/16	87.5	10	22	32	15	19	8	5	16	20

GLOBAL PARTNERS



Cumulative statistics

GBR - Great Britain
After 4 games

No	Name	GP	MIN	MPG	Field Goals		2 Points		3 Points		Free Throws		Rebounds			AS	TO	ST	BS	PF	FD	+/-	PTS	PPG
					M/A	%	M/A	%	M/A	%	M/A	%	OR	DR	TOT									
0	OLASENI Gabriel	4	09:18	27:19	12/29	41	12/29	41			13/14	93	13	16	29	5	10	4	5	16	13	-57	37	9.3
00	SOKO Ovie	3	62:43	20:54	7/25	28	7/23	30	0/2	0	10/14	71	5	8	13	7	5	2		9	9	-30	24	8.0
3	MOCKFORD Benjamin	4	57:15	14:18	1/10	10	0/4	0	1/6	17					3		2		4	1	-61	3	0.8	
6	NELSON Luke	4	09:28	27:22	17/48	35	6/21	29	11/27	41	4/8	50	1	10	11	20	10	6		6	10	-53	49	12.3
10	CLARK Dan	4	61:57	15:29	6/20	30	4/9	44	2/11	18	4/5	80		6	6	5	10	5		2	3	-43	18	4.5
13	BIGBY-WILLIAMS Kavell	4	26:21	06:35	4/11	36	4/11	36					3	8	11		1	1		1	1	-16	8	2.0
22	HESSON Myles	4	08:19	27:04	21/53	40	17/37	46	4/16	25	9/11	82	3	12	15	8	12	2	1	8	18	-73	55	13.8
23	LAUTIER-OGUNLEYE Dwayne	3	09:49	03:16	0/1	0	0/1	0					1	1						1	1	-1		
24	WHEATLE Carl	4	12:01	28:00	11/27	41	9/20	45	2/7	29	6/8	75	8	19	27	9	4	4		9	9	-60	30	7.5
32	WHELAN Patrick	4	63:06	15:46	12/26	46	7/13	54	5/13	38	1/1	100	2	3	5	5	5		3	3	-34	30	7.5	
33	ANDERSON Jamell	2	24:32	12:16	2/4	50	1/1	100	1/3	33			1	1					2	1	3	-14	5	2.5
77	VAN OOSTRUM Devon	4	55:11	13:47	2/14	14	2/8	25	0/6	0	2/2	100		8	8	8	4	1	1	4	3	-48	6	1.5
Team / Coach																								
Totals					95/268	35	69/177	39	26/91	29	49/63	78	46	98	144	70	62	30	8	65	71	-98.0	265	66.3
Opponents					132/264	50	86/142	61	46/122	38	53/64	83	37	126	163	99	54	37	22	72	65	98.0	363	90.8

AVERAGES PER GAME

	GBR	Opponents
Points from Turnovers	43	96
Points in the Paints	98	158
Second Chance Points	38	23
Fast Break Points	35	80
Bench Points	82	159

	GBR	Opponents
Total Field Goals Made	23.8	33.0
2 Points Field Goals Made	17.3	21.5
3 Points Field Goals Made	6.5	11.5
Free Throws Made	12.3	13.3
Offensive Rebounds	11.5	9.3
Defensive Rebounds	24.5	31.5
Total Rebounds	36.0	40.8
Assists	17.5	24.8
Fouls	16.3	18.0
Turnovers	15.5	13.5
Steals	7.5	9.3
Blocked Shots	2.0	5.5
Points from Turnovers	10.8	24.0
Points in the Paints	24.5	39.5
Second Chance Points	9.5	5.8
Fast Break Points	8.8	20.0
Bench Points	20.5	39.8

Games	Phase	Score		Field Goals		2 Points		3 Points		Free Throws		Rebounds			AS	TO	ST	BS	PF	FD
				M/A	%	M/A	%	M/A	%	M/A	%	OR	DR	TOT						
UKR-GBR	Group Phase	90-61	FOR	22/66	33.3	13/44	29.5	9/22	40.9	8/14	57.1	14	29	43	15	20	5	2	15	16
			AGN	33/74	44.6	21/40	52.5	12/34	35.3	12/16	75.0	13	30	43	22	9	10	5	16	16
GBR-CRO	Group Phase	65-86	FOR	22/72	30.6	16/47	34.0	6/25	24.0	15/16	93.8	11	25	36	17	11	6	1	19	16
			AGN	31/62	50.0	23/34	67.6	8/28	28.6	16/20	80.0	7	39	46	24	15	8	6	17	19
GBR-GRE	Group Phase	77-93	FOR	26/63	41.3	19/40	47.5	7/23	30.4	18/23	78.3	12	25	37	24	16	8	1	17	21
			AGN	35/66	53.0	23/37	62.2	12/29	41.4	11/13	84.6	8	25	33	27	12	11	6	21	16
EST-GBR	Group Phase	94-62	FOR	25/67	37.3	21/46	45.7	4/21	19.0	8/10	80.0	9	19	28	14	15	11	4	14	18
			AGN	33/62	53.2	19/31	61.3	14/31	45.2	14/15	93.3	9	32	41	26	18	8	5	18	14

GLOBAL PARTNERS



Cumulative statistics

GEO - Georgia
After 4 games

No	Name	GP	MIN	MPG	Field Goals		2 Points		3 Points		Free Throws		Rebounds			AS	TO	ST	BS	PF	FD	+/-	PTS	PPG
					M/A	%	M/A	%	M/A	%	M/A	%	OR	DR	TOT									
4	ANDRONIKASHVILI Rati	4	05:39	26:24	17/39	44	15/26	58	2/13	15	4/6	67	4	4	8	8	6	4	1	10	8	-17	40	10.0
5	MAMUKELASHVILI Alexander	4	45:49	36:27	24/50	48	18/33	55	6/17	35	7/7	100	15	30	45	12	10	3	3	7	9	-17	61	15.3
6	JINTCHARADZE Kakhaber	4	73:38	18:24	3/15	20	2/7	29	1/8	13	2/2	100	3	8	11	2	2	2	7	2	-10	9	2.3	
7	BURJANADZE Beka	4	46:38	11:39	2/15	13	1/7	14	1/8	13	7/11	64	2	6	8	3	1	1	2	8	-5	12	3.0	
8	TSINTSADZE George	4	40:50	10:12	2/10	20	1/4	25	1/6	17			4	4	4	4	6	1	4	4	-17	5	1.3	
9	SHERMADINI Giorgi	4	87:43	21:55	16/23	70	16/23	70			7/11	64	5	16	21	3	6	1	4	11	13	-25	39	9.8
10	SANADZE Duda	4	10:29	27:37	12/35	34	5/12	42	7/23	30	6/7	86		15	5	9	2		13	13	-32	37	9.3	
17	BERISHVILI Mikhail	1	09:42	09:42	1/2	50			1/2	50			1	1	2	1			3		-2	3	3.0	
18	BOKOLISHVILI Merab	3	11:40	03:53	2/4	50	1/2	50	1/2	50			1	1		1			2		-6	5	1.7	
25	MCFADDEN Thaddus	4	39:11	34:47	17/52	33	5/10	50	12/42	29	13/15	87	2	11	13	16	11	2	2	7	14	-26	59	14.8
33	BEKAURI Beka	4	37:00	09:15	1/4	25	1/4	25			1/2	50	1	6	7	1	4	1	1	7	2	-21	3	0.8
35	BITADZE Goga	3	66:41	22:13	12/20	60	11/14	79	1/6	17	10/13	77	9	7	16	3	3	1	3	6	13	-2	35	11.7
Team / Coach													8	9	17									
Totals					109/269	40	76/142	54	33/127	26	57/74	77	50	118	168	58	61	18	14	82	86	-36.0	308	77.0
Opponents					126/291	43	79/159	50	47/132	36	45/68	66	51	106	157	79	42	29	5	91	75	36.0	344	86.0

AVERAGES PER GAME

	GEO	Opponents
Points from Turnovers	20	25
Points in the Paints	142	132
Second Chance Points	46	40
Fast Break Points	33	36
Bench Points	63	134

	GEO	Opponents
Total Field Goals Made	27.3	31.5
2 Points Field Goals Made	19.0	19.8
3 Points Field Goals Made	8.3	11.8
Free Throws Made	14.3	11.3
Offensive Rebounds	12.5	12.8
Defensive Rebounds	29.5	26.5
Total Rebounds	42.0	39.3
Assists	14.5	19.8
Fouls	20.5	22.8
Turnovers	15.3	10.5
Steals	4.5	7.3
Blocked Shots	3.5	1.3
Points from Turnovers	5.0	6.3
Points in the Paints	35.5	33.0
Second Chance Points	11.5	10.0
Fast Break Points	8.3	9.0
Bench Points	15.8	33.5

Games	Phase	Score		Field Goals		2 Points		3 Points		Free Throws		Rebounds			AS	TO	ST	BS	PF	FD
				M/A	%	M/A	%	M/A	%	M/A	%	OR	DR	TOT						
BEL-GEO	Group Phase	79-76	FOR	25/59	42.4	17/30	56.7	8/29	27.6	18/26	69.2	11	33	44	17	20	5	6	23	26
			AGN	26/66	39.4	14/34	41.2	12/32	37.5	15/24	62.5	10	26	36	12	15	11	1	27	21
GEO-ESP	Group Phase	64-90	FOR	24/59	40.7	15/35	42.9	9/24	37.5	7/12	58.3	12	21	33	14	14	2	2	23	19
			AGN	36/74	48.6	27/46	58.7	9/28	32.1	9/12	75.0	16	23	39	23	4	7	1	20	22
TUR-GEO	Group Phase	83-88	FOR	35/84	41.7	27/46	58.7	8/38	21.1	10/13	76.9	13	35	48	13	14	9	2	22	20
			AGN	30/79	38.0	23/46	50.0	7/33	21.2	16/22	72.7	14	31	45	19	11	5	2	23	18
GEO-BUL	Group Phase	80-92	FOR	25/67	37.3	17/31	54.8	8/36	22.2	22/23	95.7	14	29	43	14	13	2	4	14	21
			AGN	34/72	47.2	15/33	45.5	19/39	48.7	5/10	50.0	11	26	37	25	12	6	1	21	14

GLOBAL PARTNERS



Cumulative statistics

GER - Germany
After 4 games

No	Name	GP	MIN	MPG	Field Goals		2 Points		3 Points		Free Throws		Rebounds			AS	TO	ST	BS	PF	FD	+/-	PTS	PPG									
					M/A	%	M/A	%	M/A	%	M/A	%	OR	DR	TOT																		
4	LO Maodo	4	97:25	24:21	17/35	49	6/9	67	11/26	42	6/9	67	1	5	6	11	6	2		7	8	18	51	12.8									
5	GIFFEY Niels	4	64:42	16:10	10/17	59	5/8	63	5/9	56	2/2	100	1	7	8	2	3	1		8	3	9	27	6.8									
6	WEILER-BABB Nick	4	66:36	16:39	3/10	30	2/3	67	1/7	14			1	5	6	3	1	1		6	2	-7	7	1.8									
7	VOIGTMANN Johannes	4	05:33	26:23	9/23	39	7/11	64	2/12	17	3/4	75	7	23	30	6	6	1	1	12	8	17	23	5.8									
9	WAGNER Franz	4	18:53	29:43	24/47	51	16/30	53	8/17	47	10/10	100	2	17	19	7	6	5	3	14	12		66	16.5									
10	THEIS Daniel	4	85:40	21:25	11/28	39	8/17	47	3/11	27	4/5	80	4	16	20	6	3	1		15	5	7	29	7.3									
17	SCHRODER Dennis	4	29:41	32:25	27/75	36	21/46	46	6/29	21	13/15	87	1	8	9	27	9	3	1	7	17	23	73	18.3									
18	WOHLFARTH-BOTTERMANN Jonas	4	20:06	05:01	3/4	75	3/4	75			1/2	50	4	2	6	1	1	1	3	8	4	-11	7	1.8									
21	HOLLATZ Justus																																
32	THIEMANN Johannes	4	97:24	24:21	10/19	53	7/12	58	3/7	43	15/15	100	4	10	14	3	3	1	1	11	13	23	38	9.5									
42	OBST Andreas	4	64:00	16:00	10/22	45	3/6	50	7/16	44	9/11	82	2	5	7	1	2	3		7	6	6	36	9.0									
43	SENGELDER Christian																																
Team / Coach																	12	11	23				3										
Totals					124/280	44	78/146	53	46/134	34	63/73	86	39	109	148	67	43	19	9	96	78	17.0	357	89.3									
Opponents					119/264	45	92/167	55	27/97	28	75/102	74	42	117	159	63	47	24	13	82	92	-17.0	340	85.0									

AVERAGES PER GAME

	GER	Opponents
Points from Turnovers	56	49
Points in the Paints	134	160
Second Chance Points	40	53
Fast Break Points	20	23
Bench Points	167	89

	GER	Opponents
Total Field Goals Made	31.0	29.8
2 Points Field Goals Made	19.5	23.0
3 Points Field Goals Made	11.5	6.8
Free Throws Made	15.8	18.8
Offensive Rebounds	9.8	10.5
Defensive Rebounds	27.3	29.3
Total Rebounds	37.0	39.8
Assists	16.8	15.8
Fouls	24.0	20.5
Turnovers	10.8	11.8
Steals	4.8	6.0
Blocked Shots	2.3	3.3
Points from Turnovers	14.0	12.3
Points in the Paints	33.5	40.0
Second Chance Points	10.0	13.3
Fast Break Points	5.0	5.8
Bench Points	41.8	22.3

Games	Phase	Score		Field Goals		2 Points		3 Points		Free Throws		Rebounds			AS	TO	ST	BS	PF	FD
				M/A	%	M/A	%	M/A	%	M/A	%	OR	DR	TOT						
FRA-GER	Group Phase	63-76	FOR	29/65	44.6	19/33	57.6	10/32	31.3	8/8	100.0	8	23	31	17	9	10	1	21	14
			AGN	20/52	38.5	13/31	41.9	7/21	33.3	16/24	66.7	8	27	35	14	17	6	3	14	21
GER-BIH	Group Phase	92-82	FOR	29/64	45.3	18/38	47.4	11/26	42.3	23/25	92.0	11	31	42	18	14	2	6	20	21
			AGN	33/69	47.8	27/45	60.0	6/24	25.0	10/17	58.8	9	24	33	19	8	8	5	24	19
LTU-GER	Group Phase	107-109	FOR	42/90	46.7	29/51	56.9	13/39	33.3	12/15	80.0	14	28	42	15	7	4	2	33	22
			AGN	36/78	46.2	29/53	54.7	7/25	28.0	28/35	80.0	16	34	50	20	12	4	3	23	31
GER-SLO	Group Phase	80-88	FOR	24/61	39.3	12/24	50.0	12/37	32.4	20/25	80.0	6	27	33	17	13	3	0	22	21
			AGN	30/65	46.2	23/38	60.5	7/27	25.9	21/26	80.8	9	32	41	10	10	6	2	21	21

GLOBAL PARTNERS



Cumulative statistics

GRE - Greece
After 4 games

No	Name	GP	MIN	MPG	Field Goals		2 Points		3 Points		Free Throws		Rebounds			AS	TO	ST	BS	PF	FD	+/-	PTS	PPG
					M/A	%	M/A	%	M/A	%	M/A	%	OR	DR	TOT									
2	DORSEY Tyler	4	96:50	24:12	21/42	50	8/16	50	13/26	50	13/16	81	1	8	9	7	5	6		7	8	14	68	17.0
4	LOUNTZIS Michail	3	30:15	10:05	3/6	50	1/2	50	2/4	50	4/5	80		2	2	5	1	1	1	3	5	28	12	4.0
5	LARENTZAKIS Giannoulis	4	27:40	06:55	4/10	40	2/2	100	2/8	25	2/2	100		3	3		1	3	1	2	2	10	12	3.0
7	AGRAVANIS Dimitrios	4	96:08	24:02	11/20	55	4/7	57	7/13	54	5/8	63	6	11	17	7	7	5	5	9	6	2	34	8.5
8	CALATHES Nick	4	96:23	24:05	14/35	40	10/20	50	4/15	27			2	12	14	22	4	1		8	3	12	32	8.0
10	SLOUKAS Kostas	4	89:25	22:21	15/28	54	8/15	53	7/13	54	4/4	100		6	6	13	6	2		3	4	25	41	10.3
14	PAPAGIANNIS Georgios	3	50:27	16:49	11/16	69	11/16	69			1/1	100	2	9	11	2	4	3	2	8	1	42	23	7.7
16	PAPANIKOLAOU Kostas	4	09:44	27:26	9/21	43	4/6	67	5/15	33	3/6	50	6	19	25	11	2	7	2	6	7	33	26	6.5
19	PAPAPETROU Ioannis	4	67:54	16:58	3/14	21	3/9	33	0/5	0	5/6	83	2	6	8	2	2	1		6	5	23	11	2.8
34	ANTETOKOUNMPO Giannis	3	86:38	28:52	30/57	53	29/46	63	1/11	9	32/38	84	8	23	31	11	7	5	4	4	30	24	93	31.0
37	ANTETOKOUNMPO Kostas																							
43	ANTETOKOUNMPO Thanasis	4	48:36	12:09	5/14	36	4/7	57	1/7	14	3/5	60	1	6	7	2		2	2	10	3	7	14	3.5
Team / Coach																								
Totals					126/263	48	84/146	58	42/117	36	72/91	79	38	112	150	82	41	36	17	68	74	44.0	366	91.5
Opponents					116/268	43	77/151	51	39/117	33	51/61	84	40	106	146	74	56	20	8	78	65	-44.0	322	80.5

AVERAGES PER GAME

	GRE	Opponents
Points from Turnovers	61	47
Points in the Paints	148	128
Second Chance Points	32	44
Fast Break Points	78	37
Bench Points	128	96

	GRE	Opponents
Total Field Goals Made	31.5	29.0
2 Points Field Goals Made	21.0	19.3
3 Points Field Goals Made	10.5	9.8
Free Throws Made	18.0	12.8
Offensive Rebounds	9.5	10.0
Defensive Rebounds	28.0	26.5
Total Rebounds	37.5	36.5
Assists	20.5	18.5
Fouls	17.0	19.5
Turnovers	10.3	14.0
Steals	9.0	5.0
Blocked Shots	4.3	2.0
Points from Turnovers	15.3	11.8
Points in the Paints	37.0	32.0
Second Chance Points	8.0	11.0
Fast Break Points	19.5	9.3
Bench Points	32.0	24.0

Games	Phase	Score		Field Goals		2 Points		3 Points		Free Throws		Rebounds			AS	TO	ST	BS	PF	FD
				M/A	%	M/A	%	M/A	%	M/A	%	OR	DR	TOT						
CRO-GRE	Group Phase	85-89	FOR	30/77	39.0	20/44	45.5	10/33	30.3	19/25	76.0	16	28	44	17	9	11	5	14	16
			AGN	32/63	50.8	22/36	61.1	10/27	37.0	11/13	84.6	4	33	37	15	18	5	2	18	13
GRE-ITA	Group Phase	85-81	FOR	27/60	45.0	14/25	56.0	13/35	37.1	18/23	78.3	7	31	38	14	10	6	5	18	20
			AGN	26/71	36.6	13/32	40.6	13/39	33.3	16/19	84.2	15	27	42	20	10	5	3	21	17
GBR-GRE	Group Phase	77-93	FOR	35/66	53.0	23/37	62.2	12/29	41.4	11/13	84.6	8	25	33	27	12	11	6	21	16
			AGN	26/63	41.3	19/40	47.5	7/23	30.4	18/23	78.3	12	25	37	24	16	8	1	17	21
GRE-UKR	Group Phase	99-79	FOR	34/60	56.7	27/40	67.5	7/20	35.0	24/30	80.0	7	28	35	24	10	8	1	15	22
			AGN	32/71	45.1	23/43	53.5	9/28	32.1	6/6	100.0	9	21	30	15	12	2	2	22	14

GLOBAL PARTNERS



Cumulative statistics

HUN - Hungary
After 4 games

No	Name	GP	MIN	MPG	Field Goals		2 Points		3 Points		Free Throws		Rebounds			AS	TO	ST	BS	PF	FD	+/-	PTS	PPG																				
					M/A	%	M/A	%	M/A	%	M/A	%	OR	DR	TOT																													
1	HOPKINS Mikael	4	84:26	21:06	12/30	40	7/17	41	5/13	38	6/6	100	4	14	18	3	4	5	2	13	9	-35	35	8.8																				
5	ALLEN Rosco	4	79:33	19:53	9/20	45	7/15	47	2/5	40	5/6	83	2	8	10	2	1	4	11	4	-53	25	6.3																					
6	KELLER Akos	4	55:52	13:58	8/17	47	6/12	50	2/5	40	1/6	17	3	5	8	1	4	2	4	7	5	-17	19	4.8																				
8	HANGA Adam	2	57:26	28:43	12/29	41	7/14	50	5/15	33	5/9	56	2	9	11	5	3		2	8	2	34	17.0																					
9	VOJVODA David	4	10:51	27:42	17/43	40	10/22	45	7/21	33	3/4	75		2	2	12	6	5	11	10	-51	44	11.0																					
11	BENKE Szilard	4	94:40	23:40	13/26	50	8/14	57	5/12	42	3/3	100	4	10	14	11	4	6	2	10	8	-75	34	8.5																				
12	SOMOGYI Adam	2	30:21	15:10	4/9	44	2/5	40	2/4	50	2/2	100	2	2	4	3	1		2	4	-19	12	6.0																					
14	GOLOMAN Gyorgy	2	19:42	09:51	2/5	40	1/3	33	1/2	50	4/6	67	1	2	3	1	2		2	3	4	9	4.5																					
15	FERENCZ Csaba	2	33:36	16:48	1/6	17	1/2	50	0/4	0	0/2	0	2	2	4	1		1	1	3	1	-5	2	1.0																				
20	PERL Zoltan	4	85:24	21:21	14/39	36	12/32	38	2/7	29	6/7	86	4	10	14	15	1	6	2	7	8	24	36	9.0																				
22	EILINGSFELD Janos	4	80:27	20:06	14/23	61	12/17	71	2/6	33	6/8	75	7	7	14	3	3	1		7	5	-1	36	9.0																				
25	VARADI Benedek	4	67:42	16:55	10/21	48	7/11	64	3/10	30	2/2	100	4	4	8	10	5	3		4	4	-30	25	6.3																				
Team / Coach													4			6			10																									
Totals					116/268		43		80/164		49		36/104		35		43/61		70		39		81		120		67		41		33		13		81		70		-52.0		311		77.8	
Opponents					132/266		50		94/160		59		38/106		36		61/76		80		59		115		174		96		52		14		9		71		78		52.0		363		90.8	

AVERAGES PER GAME

	HUN	Opponents
Points from Turnovers	71	41
Points in the Paints	142	172
Second Chance Points	37	57
Fast Break Points	44	38
Bench Points	140	125

	HUN	Opponents
Total Field Goals Made	29.0	33.0
2 Points Field Goals Made	20.0	23.5
3 Points Field Goals Made	9.0	9.5
Free Throws Made	10.8	15.3
Offensive Rebounds	9.8	14.8
Defensive Rebounds	20.3	28.8
Total Rebounds	30.0	43.5
Assists	16.8	24.0
Fouls	20.3	17.8
Turnovers	10.3	13.0
Steals	8.3	3.5
Blocked Shots	3.3	2.3
Points from Turnovers	17.8	10.3
Points in the Paints	35.5	43.0
Second Chance Points	9.3	14.3
Fast Break Points	11.0	9.5
Bench Points	35.0	31.3

Games	Phase	Score		Field Goals		2 Points		3 Points		Free Throws		Rebounds			AS	TO	ST	BS	PF	FD
				M/A	%	M/A	%	M/A	%	M/A	%	OR	DR	TOT						
BIH-HUN	Group Phase	95-85	FOR	34/72	47.2	24/43	55.8	10/29	34.5	7/12	58.3	12	22	34	19	10	7	3	23	16
			AGN	34/69	49.3	25/47	53.2	9/22	40.9	18/25	72.0	17	25	42	23	9	3	4	16	22
HUN-SLO	Group Phase	88-103	FOR	34/74	45.9	23/49	46.9	11/25	44.0	9/12	75.0	9	26	35	21	8	9	5	17	14
			AGN	38/78	48.7	22/38	57.9	16/40	40.0	11/14	78.6	16	32	48	25	11	4	4	15	17
FRA-HUN	Group Phase	78-74	FOR	25/60	41.7	14/31	45.2	11/29	37.9	13/19	68.4	9	16	25	15	17	11	2	21	21
			AGN	27/52	51.9	20/33	60.6	7/19	36.8	17/20	85.0	8	28	36	24	20	4	1	21	20
HUN-LTU	Group Phase	64-87	FOR	23/62	37.1	19/41	46.3	4/21	19.0	14/18	77.8	9	17	26	12	6	6	3	20	19
			AGN	33/67	49.3	27/42	64.3	6/25	24.0	15/17	88.2	18	30	48	24	12	3	0	19	19

GLOBAL PARTNERS



Cumulative statistics

ISR - Israel
After 4 games

No	Name	GP	MIN	MPG	Field Goals		2 Points		3 Points		Free Throws		Rebounds			AS	TO	ST	BS	PF	FD	+/-	PTS	PPG	
					M/A	%	M/A	%	M/A	%	M/A	%	OR	DR	TOT										
4	SORKIN Roman	4	56:57	14:14	10/21	48	10/21	48			7/8	88	6	11	17	5	3	1	1	6	5	-24	27	6.8	
7	MEKEL Gal	4	81:41	20:25	6/22	27	3/15	20	3/7	43	8/8	100	2	10	12	14	3	1		8	8	18	23	5.8	
8	AVDIJA Deni	4	27:21	31:50	19/44	43	10/21	48	9/23	39	14/19	74	5	28	33	12	12	3	5	9	24	-15	61	15.3	
10	PNINI Guy	4	50:37	12:39	3/12	25	0/2	0	3/10	30	4/5	80	1	1	2	2	3			6	2	2	13	3.3	
11	MADAR Yam	4	81:01	20:15	18/31	58	8/13	62	10/18	56	5/5	100	2	3	5	10	7	4	1	4	8	8	51	12.8	
12	MENCO Rafael	4	49:28	12:22	6/14	43	1/3	33	5/11	45			2	3	5	5	2	2		6	1	-8	17	4.3	
15	COHEN Jake	4	59:19	14:49	9/23	39	6/15	40	3/8	38	3/4	75	6	9	15	2	5	2		8	8		24	6.0	
20	ZALMANSON Idan	1	04:11	04:11	0/1	0	0/1	0						1	1					1		-6			
30	LEVI Nimrod	4	81:26	20:21	10/27	37	8/15	53	2/12	17	2/2	100	2	6	8	5	5	4	3	12	6	-4	24	6.0	
41	GINAT Tomer	4	71:59	17:59	11/26	42	11/21	52	0/5	0	3/6	50	9	5	14	11	2	7	1	5	6	6	25	6.3	
45	BLATT Tamir	4	85:41	21:25	9/23	39	1/3	33	8/20	40	3/4	75	1	7	8	19	6	1		6	5	-15	29	7.3	
50	ZOOSMAN Yovel	4	75:19	18:49	8/18	44	3/6	50	5/12	42	2/2	100	3	4	7	3	3	4	2	3	2	-17	23	5.8	
Team / Coach													11 9 20			2									
Totals					109/262	42	61/136	45	48/126	38	51/63	81	50	97	147	88	53	29	13	74	75	-11.0	317	79.3	
Opponents					113/246	46	69/135	51	44/111	40	58/71	82	38	108	146	81	60	29	13	75	73	11.0	328	82.0	

AVERAGES PER GAME

	ISR	Opponents
Points from Turnovers	76	60
Points in the Paints	108	120
Second Chance Points	41	40
Fast Break Points	42	53
Bench Points	170	80

	ISR	Opponents
Total Field Goals Made	27.3	28.3
2 Points Field Goals Made	15.3	17.3
3 Points Field Goals Made	12.0	11.0
Free Throws Made	12.8	14.5
Offensive Rebounds	12.5	9.5
Defensive Rebounds	24.3	27.0
Total Rebounds	36.8	36.5
Assists	22.0	20.3
Fouls	18.5	18.8
Turnovers	13.3	15.0
Steals	7.3	7.3
Blocked Shots	3.3	3.3
Points from Turnovers	19.0	15.0
Points in the Paints	27.0	30.0
Second Chance Points	10.3	10.0
Fast Break Points	10.5	13.3
Bench Points	42.5	20.0

Games	Phase	Score		Field Goals		2 Points		3 Points		Free Throws		Rebounds			AS	TO	ST	BS	PF	FD
				M/A	%	M/A	%	M/A	%	M/A	%	OR	DR	TOT						
ISR-FIN	Group Phase	89-87	FOR	30/78	38.5	20/45	44.4	10/33	30.3	19/26	73.1	19	25	44	26	9	10	3	21	22
			AGN	28/67	41.8	16/36	44.4	12/31	38.7	19/20	95.0	15	35	50	21	18	5	4	22	21
NED-ISR	Group Phase	67-74	FOR	24/61	39.3	14/34	41.2	10/27	37.0	16/17	94.1	13	26	39	18	14	7	3	18	18
			AGN	24/55	43.6	15/30	50.0	9/25	36.0	10/14	71.4	4	24	28	17	15	7	3	18	18
POL-ISR	Group Phase	85-76	FOR	27/62	43.5	13/29	44.8	14/33	42.4	8/11	72.7	7	27	34	24	13	7	3	14	18
			AGN	32/64	50.0	19/34	55.9	13/30	43.3	8/13	61.5	8	27	35	26	12	7	2	18	14
ISR-SRB	Group Phase	78-89	FOR	28/61	45.9	14/28	50.0	14/33	42.4	8/9	88.9	11	19	30	20	17	5	4	21	17
			AGN	29/60	48.3	19/35	54.3	10/25	40.0	21/24	87.5	11	22	33	17	15	10	4	17	20

GLOBAL PARTNERS



Cumulative statistics

ITA - Italy
After 4 games

No	Name	GP	MIN	MPG	Field Goals		2 Points		3 Points		Free Throws		Rebounds			AS	TO	ST	BS	PF	FD	+/-	PTS	PPG	
					M/A	%	M/A	%	M/A	%	M/A	%	OR	DR	TOT										
0	SPISSU Marco	4	90:26	22:36	5/16	31	0/2	0	5/14	36	4/4	100	10	10	21	7	2		7	7	10	19	4.8		
1	MANNION Nico	4	55:32	13:53	12/33	36	11/20	55	1/13	8	5/6	83	2	6	8	7	5	2		3	8	-13	30	7.5	
6	BILIGHA Paul	3	12:33	04:11	1/2	50	1/2	50											1	1	-1	2	0.7		
7	TONUT Stefano	4	14:36	28:39	14/36	39	10/22	45	4/14	29	0/3	0	6	9	15	8	7	6	8	6	-3	32	8.0		
9	MELLI Nicolò	4	04:47	26:11	18/38	47	16/30	53	2/8	25	8/10	80	5	12	17	8	6	3	14	13	19	46	11.5		
13	FONTECCHIO Simone	4	17:55	29:28	29/64	45	16/30	53	13/34	38	7/9	78	2	12	14	12	8	7	2	3	7	37	78	19.5	
16	TESSITORI Amedeo Vittorio	1	02:08	02:08																					
17	RICCI Giampaolo	4	74:23	18:35	10/28	36	6/16	38	4/12	33	0/4	0	11	8	19	4	1	3	1	10	7	-2	24	6.0	
25	BALDASSO Tommaso	1	02:58	02:58																					
33	POLONARA Achille	4	11:12	27:48	15/29	52	6/12	50	9/17	53	10/12	83	12	20	32	10	2	7	1	7	11	-10	49	12.3	
54	PAJOLA Alessandro	3	33:56	11:18	3/8	38	0/2	0	3/6	50	3/4	75	2	4	6	5	3	3		5	6	8	12	4.0	
70	DATOME Luigi	4	79:34	19:53	11/27	41	8/15	53	3/12	25	1/1	100	2	8	10	5			8	4	8	26	6.5		
Team / Coach													6	11	17	2									
Totals					118/281	42	74/151	49	44/130	34	38/53	72	50	100	150	80	42	36	8	68	69	11.0	318	79.5	
Opponents					108/237	46	71/131	54	37/106	35	54/67	81	34	117	151	66	61	25	11	72	65	-11.0	307	76.8	

AVERAGES PER GAME

	ITA	Opponents
Points from Turnovers	66	47
Points in the Paints	128	126
Second Chance Points	43	30
Fast Break Points	49	62
Bench Points	94	96

	ITA	Opponents
Total Field Goals Made	29.5	27.0
2 Points Field Goals Made	18.5	17.8
3 Points Field Goals Made	11.0	9.3
Free Throws Made	9.5	13.5
Offensive Rebounds	12.5	8.5
Defensive Rebounds	25.0	29.3
Total Rebounds	37.5	37.8
Assists	20.0	16.5
Fouls	17.0	18.0
Turnovers	10.5	15.3
Steals	9.0	6.3
Blocked Shots	2.0	2.8
Points from Turnovers	16.5	11.8
Points in the Paints	32.0	31.5
Second Chance Points	10.8	7.5
Fast Break Points	12.3	15.5
Bench Points	23.5	24.0

Games	Phase	Score		Field Goals		2 Points		3 Points		Free Throws		Rebounds			AS	TO	ST	BS	PF	FD
				M/A	%	M/A	%	M/A	%	M/A	%	OR	DR	TOT						
ITA-EST	Group Phase	83-62	FOR	33/67	49.3	23/37	62.2	10/30	33.3	7/9	77.8	12	30	42	24	13	10	2	12	16
			AGN	23/59	39.0	14/31	45.2	9/28	32.1	7/7	100.0	6	22	28	19	16	8	1	16	12
GRE-ITA	Group Phase	85-81	FOR	26/71	36.6	13/32	40.6	13/39	33.3	16/19	84.2	15	27	42	20	10	5	3	21	17
			AGN	27/60	45.0	14/25	56.0	13/35	37.1	18/23	78.3	7	31	38	14	10	6	5	18	20
UKR-ITA	Group Phase	84-73	FOR	28/71	39.4	19/43	44.2	9/28	32.1	8/14	57.1	12	20	32	17	10	11	1	18	18
			AGN	32/58	55.2	25/41	61.0	7/17	41.2	13/19	68.4	9	32	41	18	17	6	2	19	17
ITA-CRO	Group Phase	81-76	FOR	31/72	43.1	19/39	48.7	12/33	36.4	7/11	63.6	11	23	34	19	9	10	2	17	18
			AGN	26/60	43.3	18/34	52.9	8/26	30.8	16/18	88.9	12	32	44	15	18	5	3	19	16

GLOBAL PARTNERS



Cumulative statistics

LTU - Lithuania
After 4 games

No	Name	GP	MIN	MPG	Field Goals		2 Points		3 Points		Free Throws		Rebounds			AS	TO	ST	BS	PF	FD	+/-	PTS	PPG
					M/A	%	M/A	%	M/A	%	M/A	%	OR	DR	TOT									
4	ZUKAUSKAS Eigirdas	3	15:52	05:17	0/4	0	0/1	0	0/3	0					1				2		-5			
9	BRAZDEIKIS Ignas	4	83:09	20:47	12/37	32	7/23	30	5/14	36	5/7	71	6	8	14	5	8	2	2	11	6	-2	34	8.5
11	SABONIS Domantas	4	11:11	27:47	19/34	56	17/30	57	2/4	50	8/11	73	6	23	29	10	8	3		12	14	4	48	12.0
13	JOKUBAITIS Rokas	4	97:28	24:22	12/27	44	9/17	53	3/10	30	6/8	75	3	6	9	15	6		6	10	22	33	8.3	
14	ECHODAS Martynas	3	19:05	06:21	3/5	60	3/5	60			1/1	100	4	3	7		1		3	4	-14	7	2.3	
17	VALANCIUNAS Jonas	4	15:58	28:59	28/49	57	27/44	61	1/5	20	22/26	85	10	32	42	5	10		3	7	25	26	79	19.8
19	KUZMINSKAS Mindaugas	4	66:04	16:31	13/28	46	7/16	44	6/12	50	5/10	50	5	6	11	2	3	1		6	6	5	37	9.3
30	ZEMAITIS Kristupas	1	16:24	16:24	0/4	0	0/1	0	0/3	0			2	4	6	2		1		2		-5		
31	GIEDRAITIS Rokas	4	63:53	15:58	5/14	36	4/5	80	1/9	11	2/2	100	3	6	9	3	2	4		4	2	8	13	3.3
40	GRIGONIS Marius	4	09:34	27:23	21/42	50	12/18	67	9/24	38	12/13	92	16	16	16	5	2		8	20	3	63	15.8	
43	LEKAVICIUS Lukas	4	63:46	15:56	11/16	69	10/12	83	1/4	25	7/8	88	8	8	10	4	1		11	7	6	30	7.5	
51	BUTKEVICIUS Arnas	4	87:36	21:54	2/8	25	2/4	50	0/4	0	4/4	100	4	3	7	5	3	1	3	6	1	2	8	2.0
Team / Coach																								
Totals					126/268	47	98/176	56	28/92	30	72/90	80	54	119	173	74	57	15	8	79	95	10.0	352	88.0
Opponents					128/281	46	94/175	54	34/106	32	52/69	75	40	93	133	66	35	32	14	98	78	-10.0	342	85.5

AVERAGES PER GAME

	LTU	Opponents
Points from Turnovers	36	78
Points in the Paints	152	162
Second Chance Points	74	46
Fast Break Points	15	36
Bench Points	124	121

	LTU	Opponents
Total Field Goals Made	31.5	32.0
2 Points Field Goals Made	24.5	23.5
3 Points Field Goals Made	7.0	8.5
Free Throws Made	18.0	13.0
Offensive Rebounds	13.5	10.0
Defensive Rebounds	29.8	23.3
Total Rebounds	43.3	33.3
Assists	18.5	16.5
Fouls	19.8	24.5
Turnovers	14.3	8.8
Steals	3.8	8.0
Blocked Shots	2.0	3.5
Points from Turnovers	9.0	19.5
Points in the Paints	38.0	40.5
Second Chance Points	18.5	11.5
Fast Break Points	3.8	9.0
Bench Points	31.0	30.3

Games	Phase	Score		Field Goals		2 Points		3 Points		Free Throws		Rebounds			AS	TO	ST	BS	PF	FD
				M/A	%	M/A	%	M/A	%	M/A	%	OR	DR	TOT						
SLO-LTU	Group Phase	92-85	FOR	32/65	49.2	24/46	52.2	8/19	42.1	13/20	65.0	11	26	37	14	16	6	3	20	24
			AGN	36/69	52.2	26/41	63.4	10/28	35.7	10/17	58.8	10	25	35	25	13	11	5	24	20
LTU-FRA	Group Phase	73-77	FOR	25/58	43.1	18/35	51.4	7/23	30.4	16/18	88.9	9	29	38	16	17	2	2	17	21
			AGN	27/60	45.0	20/42	47.6	7/18	38.9	16/19	84.2	7	23	30	14	9	11	4	21	17
LTU-GER	Group Phase	107-109	FOR	36/78	46.2	29/53	54.7	7/25	28.0	28/35	80.0	16	34	50	20	12	4	3	23	31
			AGN	42/90	46.7	29/51	56.9	13/39	33.3	12/15	80.0	14	28	42	15	7	4	2	33	22
HUN-LTU	Group Phase	64-87	FOR	33/67	49.3	27/42	64.3	6/25	24.0	15/17	88.2	18	30	48	24	12	3	0	19	19
			AGN	23/62	37.1	19/41	46.3	4/21	19.0	14/18	77.8	9	17	26	12	6	6	3	20	19

GLOBAL PARTNERS



Cumulative statistics

MNE - Montenegro
After 4 games

No	Name	GP	MIN	MPG	Field Goals		2 Points		3 Points		Free Throws		Rebounds			AS	TO	ST	BS	PF	FD	+/-	PTS	PPG
					M/A	%	M/A	%	M/A	%	M/A	%	OR	DR	TOT									
0	VUCELIJC Zoran	3	19:20	06:26	1/3	33	1/2	50	0/1	0	2/2	100	1	1	2					4	2	-7	4	1.3
2	ILIC Aleksa	3	21:49	07:16	2/4	50	2/4	50					2	5	7			1	2	1		-3	4	1.3
3	MIHAILOVIC Vladimir	4	09:16	27:19	22/45	49	16/27	59	6/18	33	11/12	92		10	10	11	10	2		15	14	22	61	15.3
4	PAVLICEVIC Nikola																							
8	RADONCIC Dino	3	59:24	19:48	4/7	57	4/4	100	0/3	0	4/4	100	1	11	12	2	2	4		4	4	-16	12	4.0
9	SIMONOVIC Marko	4	72:05	18:01	11/24	46	8/18	44	3/6	50	7/10	70	5	7	12	3	7	2		8	6	-10	32	8.0
11	RADOVIC Nemanja	4	92:04	23:01	17/38	45	15/33	45	2/5	40	3/5	60	12	6	18	1	2	1	1	7	5	-3	39	9.8
14	DUBLJEVIC Bojan	4	14:48	28:42	24/43	56	15/23	65	9/20	45	2/3	67	9	17	26	9	7	3	1	12	17	-3	59	14.8
19	NIKOLIC Zoran	4	19:38	04:54									2	4	6			3	1	1	4		7	
22	DROBNJAK Igor	4	65:07	16:16	8/17	47	6/10	60	2/7	29	4/7	57	1	2	3	7	1	2	1	5	7	11	22	5.5
30	POPOVIC Petar	4	94:43	23:40	7/20	35	5/8	63	2/12	17	2/2	100		9	9	5	5	6	1	4	4	-17	18	4.5
55	PERRY Kendrick	4	31:46	32:56	19/47	40	13/23	57	6/24	25	5/5	100		8	8	28	6	11	1	9	11	-6	49	12.3
Team / Coach																								
Totals					115/248	46	85/152	56	30/96	31	40/50	80	41	84	125	66	48	33	8	73	70	-5.0	300	75.0
Opponents					115/238	48	74/120	62	41/118	35	34/45	76	36	92	128	71	58	26	12	72	69	5.0	305	76.3

AVERAGES PER GAME

	MNE	Opponents
Points from Turnovers	25	23
Points in the Paints	160	130
Second Chance Points	30	21
Fast Break Points	34	36
Bench Points	116	115

	MNE	Opponents
Total Field Goals Made	28.8	28.8
2 Points Field Goals Made	21.3	18.5
3 Points Field Goals Made	7.5	10.3
Free Throws Made	10.0	8.5
Offensive Rebounds	10.3	9.0
Defensive Rebounds	21.0	23.0
Total Rebounds	31.3	32.0
Assists	16.5	17.8
Fouls	18.3	18.0
Turnovers	12.0	14.5
Steals	8.3	6.5
Blocked Shots	2.0	3.0
Points from Turnovers	6.3	5.8
Points in the Paints	40.0	32.5
Second Chance Points	7.5	5.3
Fast Break Points	8.5	9.0
Bench Points	29.0	28.8

Games	Phase	Score		Field Goals		2 Points		3 Points		Free Throws		Rebounds			AS	TO	ST	BS	PF	FD
				M/A	%	M/A	%	M/A	%	M/A	%	OR	DR	TOT						
TUR-MNE	Group Phase	72-68	FOR	28/57	49.1	21/33	63.6	7/24	29.2	5/8	62.5	6	24	30	22	13	7	1	17	15
			AGN	28/61	45.9	18/32	56.3	10/29	34.5	6/8	75.0	8	22	30	14	12	6	3	15	17
MNE-BEL	Group Phase	76-70	FOR	27/59	45.8	18/38	47.4	9/21	42.9	13/13	100.0	9	21	30	14	13	7	1	22	20
			AGN	26/53	49.1	20/29	69.0	6/24	25.0	12/16	75.0	8	21	29	15	14	4	5	21	21
BUL-MNE	Group Phase	81-91	FOR	36/71	50.7	28/46	60.9	8/25	32.0	11/15	73.3	15	24	39	17	8	6	4	15	18
			AGN	31/64	48.4	17/24	70.8	14/40	35.0	5/7	71.4	7	21	28	23	12	6	3	18	14
MNE-ESP	Group Phase	65-82	FOR	24/61	39.3	18/35	51.4	6/26	23.1	11/14	78.6	11	15	26	13	14	13	2	19	17
			AGN	30/60	50.0	19/35	54.3	11/25	44.0	11/14	78.6	13	28	41	19	20	10	1	18	17

GLOBAL PARTNERS



Cumulative statistics

NED - Netherlands

After 4 games

No	Name	GP	MIN	MPG	Field Goals		2 Points		3 Points		Free Throws		Rebounds			AS	TO	ST	BS	PF	FD	+/-	PTS	PPG																				
					M/A	%	M/A	%	M/A	%	M/A	%	OR	DR	TOT																													
0	FRANKE Yannick	3	50:55	16:58	12/32	38	6/11	55	6/21	29	14/18	78	1	4	5	9	3	2	2	17	-2	44	14.7																					
1	VAN DER VUURST DE VRIES Keye	4	77:53	19:28	10/26	38	5/12	42	5/14	36	3/3	100	2	3	5	18	13	1	7	4	-55	28	7.0																					
5	WILLIAMS Leon	4	95:35	23:53	8/16	50	2/4	50	6/12	50								1	7	2	6	22	5.5																					
6	DE JONG Worthy	4	15:04	28:46	23/46	50	10/16	63	13/30	43	2/3	67	4	7	11	6	8	6	1	10	5	-33	61	15.3																				
9	KHERRAZI Mohamed	4	01:20	25:20	12/20	60	12/19	63	0/1	0	1/4	25	2	11	13	8	7	1	11	4	-2	25	6.3																					
11	HAMMINK Shane	3	59:31	19:50	4/11	36	1/4	25	3/7	43	2/2	100	1	3	4	3	2	2	5	2	-32	13	4.3																					
13	SCHAFTENAAR Roeland	2	18:47	09:23	3/5	60	3/5	60			2/2	100	5	5	1	1			1	2	-7	8	4.0																					
14	EDWARDS Jesse	3	44:12	14:44	5/11	45	5/11	45			5/6	83	4	11	15	2	4	1	4	8	6	15	5.0																					
30	SCHAFTENAAR Olaf	3	30:42	10:14	1/4	25	1/1	100	0/3	0				4	4				3		-23	2	0.7																					
32	HAARMS Matt	4	47:01	11:45	6/16	38	6/16	38			1/2	50	3	12	15	1	1		2	2	3	-17	13	3.3																				
33	KOK Jito	4	64:45	16:11	4/8	50	4/8	50			7/9	78	2	9	11	4	2	2	7	9	-28	15	3.8																					
90	KLOOF Charlon	4	94:15	23:33	15/30	50	8/12	67	7/18	39	9/12	75	1	4	5	9	4		11	12	-32	46	11.5																					
Team / Coach													2 4 6			5																												
Totals					103/225		46		63/119		53		40/106		38		46/61		75		22		82		104		74		54		17		10		74		66		-45.0		292		73.0	
Opponents					123/250		49		85/150		57		38/100		38		53/71		75		47		102		149		87		48		30		8		69		74		45.0		337		84.3	

AVERAGES PER GAME

	NED	Opponents
Points from Turnovers	63	64
Points in the Paints	98	144
Second Chance Points	13	52
Fast Break Points	30	53
Bench Points	117	133

	NED	Opponents
Total Field Goals Made	25.8	30.8
2 Points Field Goals Made	15.8	21.3
3 Points Field Goals Made	10.0	9.5
Free Throws Made	11.5	13.3
Offensive Rebounds	5.5	11.8
Defensive Rebounds	20.5	25.5
Total Rebounds	26.0	37.3
Assists	18.5	21.8
Fouls	18.5	17.3
Turnovers	13.5	12.0
Steals	4.3	7.5
Blocked Shots	2.5	2.0
Points from Turnovers	15.8	16.0
Points in the Paints	24.5	36.0
Second Chance Points	3.3	13.0
Fast Break Points	7.5	13.3
Bench Points	29.3	33.3

Games	Phase	Score		Field Goals		2 Points		3 Points		Free Throws		Rebounds			AS	TO	ST	BS	PF	FD
				M/A	%	M/A	%	M/A	%	M/A	%	OR	DR	TOT						
SRB-NED	Group Phase	100-76	FOR	30/59	50.8	17/34	50.0	13/25	52.0	3/6	50.0	8	19	27	16	16	2	1	18	11
			AGN	37/70	52.9	23/39	59.0	14/31	45.2	12/17	70.6	15	22	37	26	7	10	2	13	18
NED-ISR	Group Phase	67-74	FOR	24/55	43.6	15/30	50.0	9/25	36.0	10/14	71.4	4	24	28	17	15	7	3	18	18
			AGN	24/61	39.3	14/34	41.2	10/27	37.0	16/17	94.1	13	26	39	18	14	7	3	18	18
CZE-NED	Group Phase	88-80	FOR	26/58	44.8	17/27	63.0	9/31	29.0	19/24	79.2	6	19	25	22	9	6	1	16	21
			AGN	34/62	54.8	25/40	62.5	9/22	40.9	11/14	78.6	9	28	37	23	15	6	2	21	16
NED-POL	Group Phase	69-75	FOR	23/53	43.4	14/28	50.0	9/25	36.0	14/17	82.4	4	20	24	19	14	2	5	22	16
			AGN	28/57	49.1	23/37	62.2	5/20	25.0	14/23	60.9	10	26	36	20	12	7	1	17	22

GLOBAL PARTNERS



Cumulative statistics

POL - Poland

After 4 games

No	Name	GP	MIN	MPG	Field Goals		2 Points		3 Points		Free Throws		Rebounds			AS	TO	ST	BS	PF	FD	+/-	PTS	PPG																					
					M/A	%	M/A	%	M/A	%	M/A	%	OR	DR	TOT																														
1	ZYSKOWSKI Jaroslaw	4	68:34	17:08	2/14	14	2/11	18	0/3	0	6/8	75	1	7	8	4	2	1		5	4	-25	10	2.5																					
2	BALCEROWSKI Aleksander	4	98:39	24:39	25/35	71	24/29	83	1/6	17	2/4	50	8	11	19	12	10	3	3	11	11	27	53	13.3																					
3	SOKOLOWSKI Michal	4	23:14	30:48	18/34	53	12/19	63	6/15	40	10/15	67	5	15	20	13	6	2		10	14	17	52	13.0																					
5	CEL Aaron	4	76:05	19:01	9/20	45	6/12	50	3/8	38	5/5	100		13	13	7	3	6	1	6	6	16	26	6.5																					
6	SLAUGHTER A.J.	4	05:01	26:15	21/47	45	9/17	53	12/30	40	3/4	75		5	5	12	1	6		4	5	9	57	14.3																					
9	PONITKA Mateusz	4	04:23	26:05	15/35	43	12/22	55	3/13	23	17/24	71	4	16	20	26	8	2	1	8	23	5	50	12.5																					
10	KOLENDA Lukasz	2	14:28	07:14	3/5	60	2/3	67	1/2	50			1	1	2							-16	7	3.5																					
11	DZIEWA Aleksander	4	49:33	12:23	3/6	50	2/4	50	1/2	50	3/10	30	4	8	12	2	2			5	8	-13	10	2.5																					
13	OLEJNICZAK Dominik	3	25:18	08:26	0/3	0	0/3	0			4/4	100	1	2	3			1	1	6	2	-6	4	1.3																					
23	MICHALAK Michal	4	61:42	15:25	8/20	40	7/13	54	1/7	14	6/9	67	4	9	13	3	2	2		9	6		23	5.8																					
30	GARBACZ Jakub	4	43:44	10:56	6/10	60	1/1	100	5/9	56	1/2	50	1	7	8				4	2	-7	18	4.5																						
55	SCHENK Jakub	4	29:19	07:19	3/10	30	2/6	33	1/4	25	1/1	100		2	2	5	3			6	2	-7	8	2.0																					
Team / Coach														13			6		19																										
Totals						113/239		47		79/140		56		34/99		34		58/86		67		42		102		144		84		51		25		6		74		83		0.0		318		79.5	
Opponents						112/237		47		62/116		53		50/121		41		44/59		75		26		89		115		94		50		16		12		84		72		0.0		318		79.5	

AVERAGES PER GAME

	POL	Opponents
Points from Turnovers	57	58
Points in the Paints	148	106
Second Chance Points	45	9
Fast Break Points	34	57
Bench Points	86	154

	Opponents	POL
Total Field Goals Made	28.0	28.3
2 Points Field Goals Made	15.5	19.8
3 Points Field Goals Made	12.5	8.5
Free Throws Made	11.0	14.5
Offensive Rebounds	6.5	10.5
Defensive Rebounds	22.3	25.5
Total Rebounds	28.8	36.0
Assists	23.5	21.0
Fouls	21.0	18.5
Turnovers	12.5	12.8
Steals	4.0	6.3
Blocked Shots	3.0	1.5
Points from Turnovers	14.5	14.3
Points in the Paints	26.5	37.0
Second Chance Points	2.3	11.3
Fast Break Points	14.3	8.5
Bench Points	38.5	21.5

Games	Phase	Score		Field Goals		2 Points		3 Points		Free Throws		Rebounds			AS	TO	ST	BS	PF	FD
				M/A	%	M/A	%	M/A	%	M/A	%	OR	DR	TOT						
POL-CZE	Group Phase	99-84	FOR	37/67	55.2	27/39	69.2	10/28	35.7	15/19	78.9	13	23	36	23	9	5	2	19	23
			AGN	31/57	54.4	21/32	65.6	10/25	40.0	12/19	63.2	7	17	24	24	12	3	2	23	18
FIN-POL	Group Phase	89-59	FOR	16/51	31.4	10/30	33.3	6/21	28.6	21/31	67.7	11	26	37	15	18	6	1	20	24
			AGN	31/65	47.7	14/27	51.9	17/38	44.7	10/12	83.3	8	25	33	27	11	4	2	25	20
POL-ISR	Group Phase	85-76	FOR	32/64	50.0	19/34	55.9	13/30	43.3	8/13	61.5	8	27	35	26	12	7	2	18	14
			AGN	27/62	43.5	13/29	44.8	14/33	42.4	8/11	72.7	7	27	34	24	13	7	3	14	18
NED-POL	Group Phase	69-75	FOR	28/57	49.1	23/37	62.2	5/20	25.0	14/23	60.9	10	26	36	20	12	7	1	17	22
			AGN	23/53	43.4	14/28	50.0	9/25	36.0	14/17	82.4	4	20	24	19	14	2	5	22	16

GLOBAL PARTNERS

Cumulative statistics

SLO - Slovenia
After 4 games

No	Name	GP	MIN	MPG	Field Goals		2 Points		3 Points		Free Throws		Rebounds			AS	TO	ST	BS	PF	FD	+/-	PTS	PPG
					M/A	%	M/A	%	M/A	%	M/A	%	OR	DR	TOT									
3	DRAGIC Goran	4	86:08	21:32	24/45	53	18/32	56	6/13	46	8/12	67	6	6	12	14	8	7	10	11	20	62	15.5	
4	SAMAR Ziga	2	13:42	06:51	0/1	0	0/1	0					1	1	2		1		6		9			
5	RUPNIK Luka	1	09:24	09:24	1/3	33			1/3	33				1	1	1					-11	3	3.0	
6	NIKOLIC Aleksej	4	33:31	08:22	2/8	25	0/3	0	2/5	40	2/2	100		4	4	5	1		5	4	2	8	2.0	
7	PREPELIC Klemen	4	74:54	18:43	11/24	46	4/5	80	7/19	37	9/10	90	2	6	8	6	2	1	7	10	-4	38	9.5	
8	MURIC Edo	4	63:50	15:57	4/12	33	3/4	75	1/8	13	5/6	83	4	9	13	2	4	5	7	6	5	14	3.5	
10	TOBEY Mike	4	98:44	24:41	21/36	58	17/24	71	4/12	33	1/2	50	12	17	29	3	2	3	6	8	4	38	11.8	
11	BLAZIC Jaka	4	79:21	19:50	14/25	56	7/13	54	7/12	58	2/2	100	1	6	7	6	2		10	3	28	37	9.3	
27	DIMEC Ziga	4	43:39	10:54	7/11	64	7/11	64			1/2	50	5	4	9	1	3	1	11	4	-3	15	3.8	
30	DRAGIC Zoran	4	63:28	15:52	8/27	30	5/16	31	3/11	27	1/2	50	4	5	9	6	2	3	6	4	-3	20	5.0	
31	CANCAR Vlatko	4	10:09	27:32	15/33	45	9/19	47	6/14	43	10/10	100	5	14	19	7	2	2	2	3	8	15	46	11.5
77	DONCIC Luka	4	23:10	30:47	34/68	50	28/38	74	6/30	20	12/21	57	1	30	31	29	19	8	3	7	22	34	86	21.5
Team / Coach																								
Totals					141/293	48	98/166	59	43/127	34	51/69	74	54	108	162	82	46	31	12	81	76	26.0	376	94.0
Opponents					123/271	45	77/160	48	46/111	41	58/74	78	44	106	150	71	56	25	10	78	80	-26.0	350	87.5

AVERAGES PER GAME

	SLO	Opponents
Points from Turnovers	69	56
Points in the Paints	178	126
Second Chance Points	54	46
Fast Break Points	65	48
Bench Points	136	160

	Opponents	SLO
Total Field Goals Made	30.8	35.3
2 Points Field Goals Made	19.3	24.5
3 Points Field Goals Made	11.5	10.8
Free Throws Made	14.5	12.8
Offensive Rebounds	11.0	13.5
Defensive Rebounds	26.5	27.0
Total Rebounds	37.5	40.5
Assists	17.8	20.5
Fouls	19.5	20.3
Turnovers	14.0	11.5
Steals	6.3	7.8
Blocked Shots	2.5	3.0
Points from Turnovers	14.0	17.3
Points in the Paints	31.5	44.5
Second Chance Points	11.5	13.5
Fast Break Points	12.0	16.3
Bench Points	40.0	34.0

Games	Phase	Score		Field Goals		2 Points		3 Points		Free Throws		Rebounds			AS	TO	ST	BS	PF	FD
				M/A	%	M/A	%	M/A	%	M/A	%	OR	DR	TOT						
SLO-LTU	Group Phase	92-85	FOR	36/69	52.2	26/41	63.4	10/28	35.7	10/17	58.8	10	25	35	25	13	11	5	24	20
			AGN	32/65	49.2	24/46	52.2	8/19	42.1	13/20	65.0	11	26	37	14	16	6	3	20	24
HUN-SLO	Group Phase	88-103	FOR	38/78	48.7	22/38	57.9	16/40	40.0	11/14	78.6	16	32	48	25	11	4	4	15	17
			AGN	34/74	45.9	23/49	46.9	11/25	44.0	9/12	75.0	9	26	35	21	8	9	5	17	14
SLO-BIH	Group Phase	93-97	FOR	37/81	45.7	27/49	55.1	10/32	31.3	9/12	75.0	19	19	38	22	12	10	1	21	18
			AGN	33/71	46.5	18/41	43.9	15/30	50.0	16/17	94.1	18	27	45	19	19	7	2	19	21
GER-SLO	Group Phase	80-88	FOR	30/65	46.2	23/38	60.5	7/27	25.9	21/26	80.8	9	32	41	10	10	6	2	21	21
			AGN	24/61	39.3	12/24	50.0	12/37	32.4	20/25	80.0	6	27	33	17	13	3	0	22	21

GLOBAL PARTNERS



Cumulative statistics

SRB - Serbia
After 4 games

No	Name	GP	MIN	MPG	Field Goals		2 Points		3 Points		Free Throws		Rebounds			AS	TO	ST	BS	PF	FD	+/-	PTS	PPG
					M/A	%	M/A	%	M/A	%	M/A	%	OR	DR	TOT									
7	DAVIDOVAC Dejan	3	49:52	16:37	3/10	30	2/5	40	1/5	20	2/4	50	1	6	7	1	1	1	4	3	16	9	3.0	
9	MARINKOVIC Vanja	2	38:26	19:13	10/16	63	2/3	67	8/13	62	1/2	50	2	2	1	1	2	2	1	49	29	14.5		
10	KALINIC Nikola	4	02:40	25:40	14/22	64	5/8	63	9/14	64	6/7	86	5	11	16	13	3	7	1	8	9	61	43	10.8
11	LUCIC Vladimir	4	92:42	23:10	12/31	39	11/23	48	1/8	13	6/6	100	3	6	9	3	2	4	2	4	6	54	31	7.8
14	RISTIC Dusan	4	36:35	09:08	7/13	54	6/12	50	1/1	100	2/4	50	6	4	10		1	1	3	3	-5	17	4.3	
15	JOKIC Nikola	4	03:37	25:54	32/49	65	29/40	73	3/9	33	12/14	86	13	29	42	21	7	8	2	10	21	68	79	19.8
16	NEDOVIC Nemanja	4	51:48	12:57	8/16	50	6/9	67	2/7	29	6/6	100	5	5	7	3	3		1	6	17	24	6.0	
21	JAGODIC-KURIDZA Marko	4	74:54	18:43	5/9	56	4/6	67	1/3	33	2/3	67	5	8	13	4	2	2		9	6	30	13	3.3
22	MICIC Vasilije	4	03:42	25:55	19/41	46	13/22	59	6/19	32	17/21	81		11	11	28	6	4		5	12	62	61	15.3
23	GDURIC Marko	4	89:17	22:19	10/26	38	5/11	45	5/15	33	7/8	88	2	4	6	9	7	4	1	7	7	20	32	8.0
25	JARAMAZ Ognjen	4	56:27	14:06	10/26	38	3/9	33	7/17	41	5/6	83	3	3	6	5	4	2	1	9	4	18	32	8.0
33	MILUTINOV Nikola																							
Team / Coach					8 6 14 4																			
Totals					130/259	50	86/148	58	44/111	40	66/81	82	46	95	141	92	40	38	9	62	78	78.0	370	92.5
Opponents					108/241	45	64/129	50	44/112	39	32/38	84	36	87	123	76	67	15	7	81	60	-78.0	292	73.0

AVERAGES PER GAME

	SRB	Opponents
Points from Turnovers	77	54
Points in the Paints	162	92
Second Chance Points	40	33
Fast Break Points	65	38
Bench Points	107	137

	Opponents	SRB
Total Field Goals Made	27.0	32.5
2 Points Field Goals Made	16.0	21.5
3 Points Field Goals Made	11.0	11.0
Free Throws Made	8.0	16.5
Offensive Rebounds	9.0	11.5
Defensive Rebounds	21.8	23.8
Total Rebounds	30.8	35.3
Assists	19.0	23.0
Fouls	20.3	15.5
Turnovers	16.8	10.0
Steals	3.8	9.5
Blocked Shots	1.8	2.3
Points from Turnovers	13.5	19.3
Points in the Paints	23.0	40.5
Second Chance Points	8.3	10.0
Fast Break Points	9.5	16.3
Bench Points	34.3	26.8

Games	Phase	Score		Field Goals		2 Points		3 Points		Free Throws		Rebounds			AS	TO	ST	BS	PF	FD
				M/A	%	M/A	%	M/A	%	M/A	%	OR	DR	TOT						
SRB-NED	Group Phase	100-76	FOR	37/70	52.9	23/39	59.0	14/31	45.2	12/17	70.6	15	22	37	26	7	10	2	13	18
			AGN	30/59	50.8	17/34	50.0	13/25	52.0	3/6	50.0	8	19	27	16	16	2	1	18	11
CZE-SRB	Group Phase	68-81	FOR	27/64	42.2	19/37	51.4	8/27	29.6	19/23	82.6	10	24	34	19	5	8	2	16	22
			AGN	24/58	41.4	16/37	43.2	8/21	38.1	12/13	92.3	8	30	38	19	15	2	1	24	16
SRB-FIN	Group Phase	100-70	FOR	37/65	56.9	25/37	67.6	12/28	42.9	14/17	82.4	10	27	37	30	13	10	1	16	18
			AGN	26/63	41.3	17/30	56.7	9/33	27.3	9/10	90.0	9	19	28	21	19	6	1	18	16
ISR-SRB	Group Phase	78-89	FOR	29/60	48.3	19/35	54.3	10/25	40.0	21/24	87.5	11	22	33	17	15	10	4	17	20
			AGN	28/61	45.9	14/28	50.0	14/33	42.4	8/9	88.9	11	19	30	20	17	5	4	21	17

Cumulative statistics

TUR - Turkey
After 4 games

No	Name	GP	MIN	MPG	Field Goals		2 Points		3 Points		Free Throws		Rebounds			AS	TO	ST	BS	PF	FD	+/-	PTS	PPG	
					M/A	%	M/A	%	M/A	%	M/A	%	OR	DR	TOT										
0	LARKIN Shane	4	41:08	35:17	11/30	37	3/8	38	8/22	36	13/15	87	2	13	15	29	10	6		3	15	43	43	10.8	
2	HAZER Sehmus	4	59:16	14:49	8/15	53	5/6	83	3/9	33	3/4	75	2	5	7	2	4	3		8	5	22	22	5.5	
3	SAYBIR Yigitcan	3	22:51	07:37	1/2	50	1/1	100	0/1	0	1/2	50	2	1	3				4	1	-12	3	1.0		
5	BITIM Onuralp	2	07:28	03:44	0/2	0			0/2	0			1	2	3	1		1		1	-7				
6	OSMAN Cedi	4	40:47	35:11	26/56	46	19/30	63	7/26	27	2/6	33	2	20	22	6	4	2		11	8	28	61	15.3	
10	MAHMUTOGLU Melih	4	79:18	19:49	9/23	39	2/4	50	7/19	37	4/4	100	5	5	3				5	1	5	29	7.3		
12	KABACA Sadik Emir	1	07:46	07:46	1/3	33	1/2	50	0/1	0	2/2	100	2	2					1	1	-4	4	4.0		
15	SANLI Sertac	4	97:17	24:19	10/23	43	7/13	54	3/10	30	9/9	100	5	16	21	8	3	3	1	10	8	24	32	8.0	
19	TUNCER Bugrahan	4	56:25	14:06	7/15	47	5/8	63	2/7	29	1/2	50	4	2	6	14	6		3		5	17	4.3		
22	KORKMAZ Furkan	3	80:16	26:45	12/26	46	9/17	53	3/9	33	2/2	100	10	10	4	3	4		5	3	29	29	9.7		
23	SENGUN Alperen	4	19:49	29:57	34/57	60	33/51	65	1/6	17	8/13	62	12	20	32	11	5	3	3	11	28	34	77	19.3	
24	OSMANI Ercan	4	37:39	09:24	7/12	58	5/6	83	2/6	33	1/2	50	3	3	6	1	5	2	3	11	1	-27	17	4.3	
Team / Coach													4 9 13			2									
Totals					126/264	48	90/146	62	36/118	30	46/61	75	37	108	145	79	42	23	8	74	72	28.0	334	83.5	
Opponents					117/273	43	85/142	60	32/131	24	40/52	77	43	101	144	72	49	24	4	76	69	-28.0	306	76.5	

AVERAGES PER GAME

	TUR	Opponents
Points from Turnovers	30	16
Points in the Paints	158	152
Second Chance Points	28	21
Fast Break Points	36	32
Bench Points	123	104

	Opponents	TUR
Total Field Goals Made	29.3	31.5
2 Points Field Goals Made	21.3	22.5
3 Points Field Goals Made	8.0	9.0
Free Throws Made	10.0	11.5
Offensive Rebounds	10.8	9.3
Defensive Rebounds	25.3	27.0
Total Rebounds	36.0	36.3
Assists	18.0	19.8
Fouls	19.0	18.5
Turnovers	12.3	10.5
Steals	6.0	5.8
Blocked Shots	1.0	2.0
Points from Turnovers	4.0	7.5
Points in the Paints	38.0	39.5
Second Chance Points	5.3	7.0
Fast Break Points	8.0	9.0
Bench Points	26.0	30.8

Games	Phase	Score		Field Goals		2 Points		3 Points		Free Throws		Rebounds			AS	TO	ST	BS	PF	FD
				M/A	%	M/A	%	M/A	%	M/A	%	OR	DR	TOT						
TUR-MNE	Group Phase	72-68	FOR	28/61	45.9	18/32	56.3	10/29	34.5	6/8	75.0	8	22	30	14	12	6	3	15	17
			AGN	28/57	49.1	21/33	63.6	7/24	29.2	5/8	62.5	6	24	30	22	13	7	1	17	15
BUL-TUR	Group Phase	87-101	FOR	38/67	56.7	27/37	73.0	11/30	36.7	14/17	82.4	9	28	37	29	7	5	1	17	18
			AGN	32/73	43.8	22/35	62.9	10/38	26.3	13/16	81.3	15	20	35	23	8	2	1	18	16
TUR-GEO	Group Phase	83-88	FOR	30/79	38.0	23/46	50.0	7/33	21.2	16/22	72.7	14	31	45	19	11	5	2	23	18
			AGN	35/84	41.7	27/46	58.7	8/38	21.1	10/13	76.9	13	35	48	13	14	9	2	22	20
BEL-TUR	Group Phase	63-78	FOR	30/57	52.6	22/31	71.0	8/26	30.8	10/14	71.4	6	27	33	17	12	7	2	19	19
			AGN	22/59	37.3	15/28	53.6	7/31	22.6	12/15	80.0	9	22	31	14	14	6	0	19	18

GLOBAL PARTNERS



Cumulative statistics

UKR - Ukraine
After 4 games

No	Name	GP	MIN	MPG	Field Goals		2 Points		3 Points		Free Throws		Rebounds			AS	TO	ST	BS	PF	FD	+/-	PTS	PPG					
					M/A	%	M/A	%	M/A	%	M/A	%	OR	DR	TOT														
5	TKACHENKO Ivan	4	97:41	24:25	15/26	58	11/12	92	4/14	29	1/1	100	4	10	14	4	7	2		9	2	1	35	8.8					
7	LUKASHOV Denys	3	36:44	12:14	3/9	33	2/4	50	1/5	20	1/1	100	2	5	7	10	3	1		5	1	7	8	2.7					
10	MYKHAILIUK Sviatoslav	4	09:56	27:29	27/60	45	16/33	48	11/27	41	11/13	85	3	14	17	10	6	9		4	10	20	76	19.0					
13	BOBROV Vyacheslav	4	62:00	15:30	5/9	56	3/4	75	2/5	40	2/3	67	1	13	14	3	2		3	9	3	22	14	3.5					
23	PUSTOVYI Artem	4	49:37	12:24	9/14	64	9/14	64			4/4	100	2	6	8	2	2	2	2	8	6	-8	22	5.5					
25	LEN Alex	4	85:20	21:20	12/25	48	9/18	50	3/7	43	6/10	60	6	23	29	2	6	2	4	9	9	-1	33	8.3					
30	SANON Issuf	4	67:25	16:51	18/39	46	13/21	62	5/18	28	8/12	67	1	3	4	7	8	3	1	8	13	1	49	12.3					
32	BLIZNYUK Bogdan	4	21:30	30:22	10/21	48	10/17	59	0/4	0	2/2	100	2	20	22	19	6	2	1	3	1	28	22	5.5					
44	SKAPINTSEV Dmytro	2	21:40	10:50	2/8	25	2/7	29	0/1	0			2	4	6				5		5	4	2.0						
45	ZOTOV Vitaliy	3	36:55	12:18	2/11	18	0/2	0	2/9	22	2/4	50				4	1	1		5	5	5	8	2.7					
52	HERUN Volodymyr	3	60:36	20:12	9/14	64	9/14	64			4/8	50	5	7	12	5	5	1	2	3	8	33	22	7.3					
55	SYDOROV Ilyia	4	50:36	12:39	13/22	59	8/11	73	5/11	45	3/3	100	1	1	2	8	3			9	4	-8	34	8.5					
Team / Coach													8 8 16			4													
Totals					125/258		48		92/157		59		33/101		33		44/61		72		37 114 151			74 53 24		13 77 62		21.0 327 81.8	
Opponents					107/261		41		74/165		45		33/96		34		59/80		74		41 99 140			75 48 30		7 63 77		-21.0 306 76.5	

AVERAGES PER GAME

	UKR	Opponents
Points from Turnovers	59	49
Points in the Paints	166	118
Second Chance Points	33	29
Fast Break Points	60	39
Bench Points	158	94

	Opponents	UKR
Total Field Goals Made	26.8	31.3
2 Points Field Goals Made	18.5	23.0
3 Points Field Goals Made	8.3	8.3
Free Throws Made	14.8	11.0
Offensive Rebounds	10.3	9.3
Defensive Rebounds	24.8	28.5
Total Rebounds	35.0	37.8
Assists	18.8	18.5
Fouls	15.8	19.3
Turnovers	12.0	13.3
Steals	7.5	6.0
Blocked Shots	1.8	3.3
Points from Turnovers	12.3	14.8
Points in the Paints	29.5	41.5
Second Chance Points	7.3	8.3
Fast Break Points	9.8	15.0
Bench Points	23.5	39.5

Games	Phase	Score		Field Goals		2 Points		3 Points		Free Throws		Rebounds			AS	TO	ST	BS	PF	FD
				M/A	%	M/A	%	M/A	%	M/A	%	OR	DR	TOT						
UKR-GBR	Group Phase	90-61	FOR	33/74	44.6	21/40	52.5	12/34	35.3	12/16	75.0	13	30	43	22	9	10	5	16	16
			AGN	22/66	33.3	13/44	29.5	9/22	40.9	8/14	57.1	14	29	43	15	20	5	2	15	16
EST-UKR	Group Phase	73-74	FOR	28/55	50.9	23/33	69.7	5/22	22.7	13/20	65.0	6	31	37	19	15	6	4	20	15
			AGN	23/64	35.9	15/38	39.5	8/26	30.8	19/22	86.4	8	22	30	19	8	6	3	15	21
UKR-ITA	Group Phase	84-73	FOR	32/58	55.2	25/41	61.0	7/17	41.2	13/19	68.4	9	32	41	18	17	6	2	19	17
			AGN	28/71	39.4	19/43	44.2	9/28	32.1	8/14	57.1	12	20	32	17	10	11	1	18	18
GRE-UKR	Group Phase	99-79	FOR	32/71	45.1	23/43	53.5	9/28	32.1	6/6	100.0	9	21	30	15	12	2	2	22	14
			AGN	34/60	56.7	27/40	67.5	7/20	35.0	24/30	80.0	7	28	35	24	10	8	1	15	22

GLOBAL PARTNERS

