

Shot Chart

FIN 89 vs 59 POL

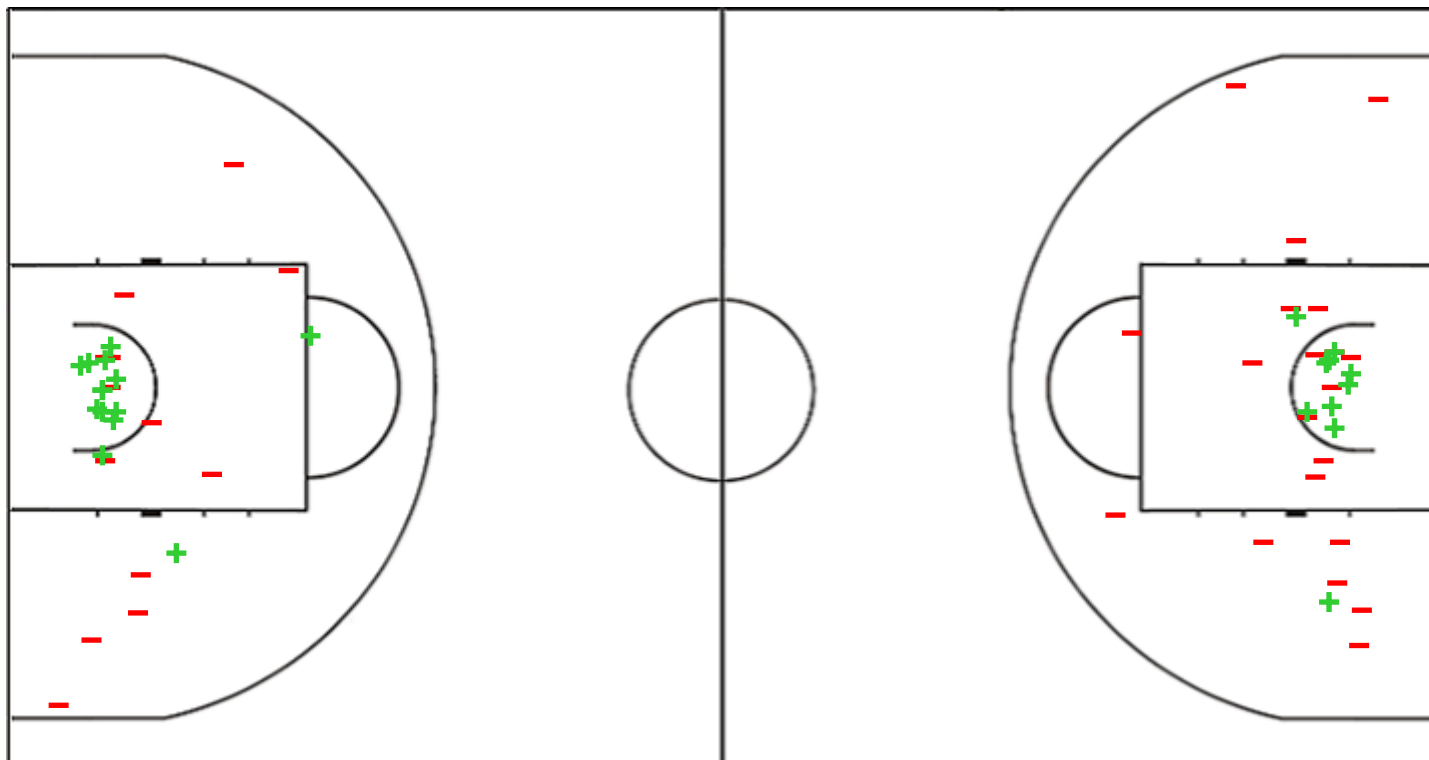
(26-16, 18-14, 20-14, 25-15)

Scoring by 5 min intervals:

	Q1		Q2		Q3		Q4	
FIN	13	26	35	44	57	64	77	89
POL	8	16	24	30	34	44	52	59

FIN - Finland

POL - Poland



FIN	M / A	%
Fied Goals	31 / 65	48
2 Points	14 / 27	52
3 Points	17 / 38	45
Free Throws	10 / 12	83

%	M / A	POL
31	16 / 51	Fied Goals
33	10 / 30	2 Points
29	6 / 21	3 Points
68	21 / 31	Free Throws

GLOBAL PARTNERS



Shot Chart

FIN 89 vs 59 POL

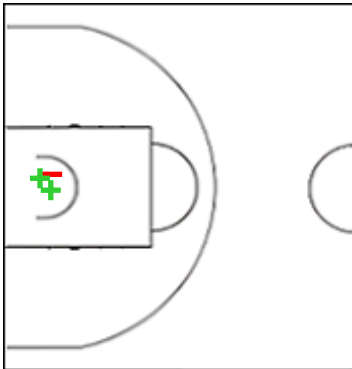
(26-16, 18-14, 20-14, 25-15)

Scoring by 5 min intervals:

	Q1		Q2		Q3		Q4	
FIN	13	26	35	44	57	64	77	89
POL	8	16	24	30	34	44	52	59

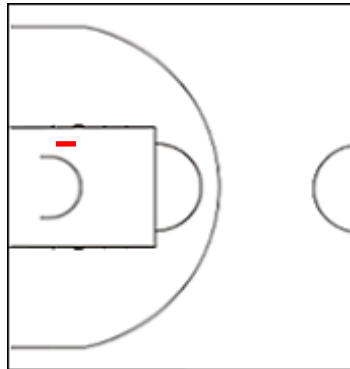
FIN - Finland

1 LITTLE Miro



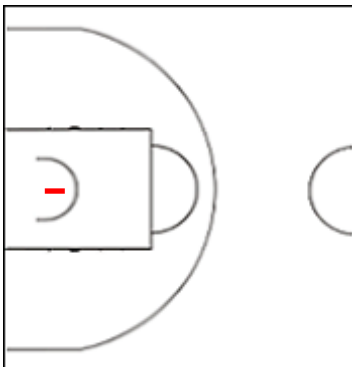
	M / A	%
Fied Goals	2 / 4	50
2 Points	2 / 3	67
3 Points	0 / 1	0
Free Throws	0 / 0	0

7 HUFF Shawn



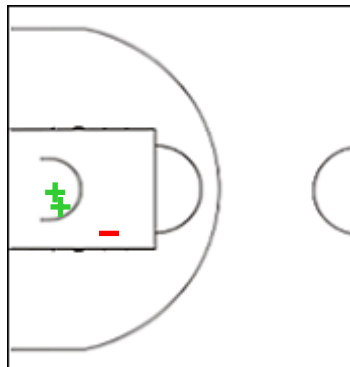
	M / A	%
Fied Goals	0 / 5	0
2 Points	0 / 1	0
3 Points	0 / 4	0
Free Throws	0 / 0	0

9 SALIN Sasu



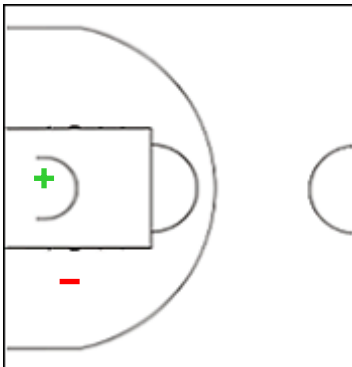
	M / A	%
Fied Goals	6 / 11	55
2 Points	0 / 1	0
3 Points	6 / 10	60
Free Throws	0 / 0	0

14 KANTONEN Henri



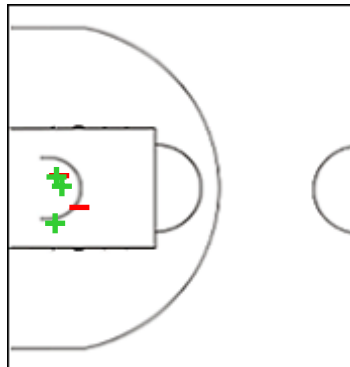
	M / A	%
Fied Goals	2 / 4	50
2 Points	2 / 3	67
3 Points	0 / 1	0
Free Throws	0 / 0	0

18 JANTUNEN Mikael



	M / A	%
Fied Goals	2 / 5	40
2 Points	1 / 2	50
3 Points	1 / 3	33
Free Throws	0 / 0	0

19 VALTONEN Elias



	M / A	%
Fied Goals	5 / 8	63
2 Points	3 / 5	60
3 Points	2 / 3	67
Free Throws	0 / 0	0

GLOBAL PARTNERS



Shot Chart

FIN 89 vs 59 POL

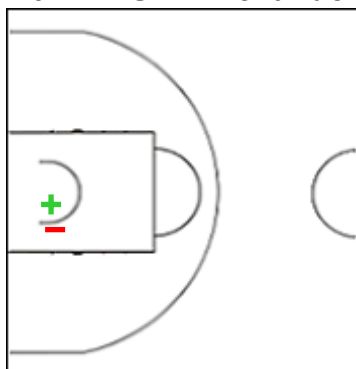
(26-16, 18-14, 20-14, 25-15)

Scoring by 5 min intervals:

	Q1		Q2		Q3		Q4	
FIN	13	26	35	44	57	64	77	89
POL	8	16	24	30	34	44	52	59

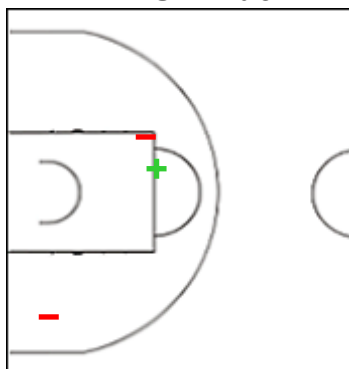
FIN - Finland

20 MADSEN Alexander



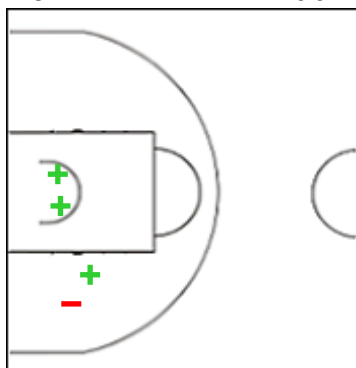
	M / A	%
Fied Goals	3 / 5	60
2 Points	1 / 2	50
3 Points	2 / 3	67
Free Throws	0 / 2	0

21 MAXHUNI Edon



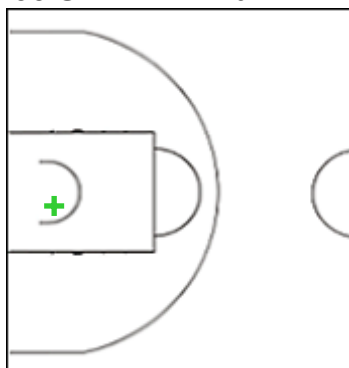
	M / A	%
Fied Goals	3 / 6	50
2 Points	1 / 3	33
3 Points	2 / 3	67
Free Throws	0 / 0	0

23 MARKKANEN Lauri



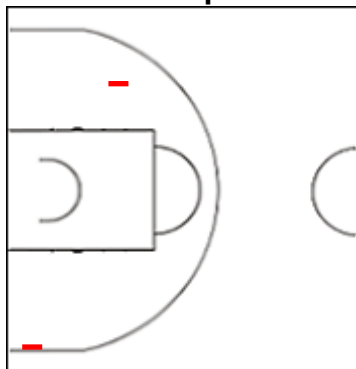
	M / A	%
Fied Goals	4 / 8	50
2 Points	3 / 4	75
3 Points	1 / 4	25
Free Throws	8 / 8	100

35 SEPPALA Ilari



	M / A	%
Fied Goals	1 / 2	50
2 Points	1 / 1	100
3 Points	0 / 1	0
Free Throws	2 / 2	100

41 PALMI Topias



	M / A	%
Fied Goals	1 / 5	20
2 Points	0 / 2	0
3 Points	1 / 3	33
Free Throws	0 / 0	0

GLOBAL PARTNERS



Shot Chart

FIN 89 vs 59 POL

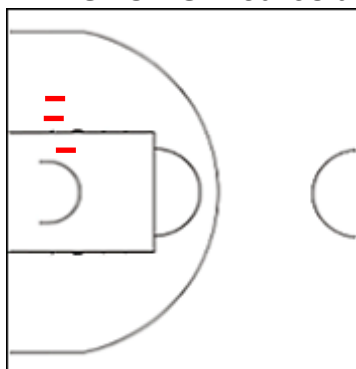
(26-16, 18-14, 20-14, 25-15)

Scoring by 5 min intervals:

	Q1		Q2		Q3		Q4	
FIN	13	26	35	44	57	64	77	89
POL	8	16	24	30	34	44	52	59

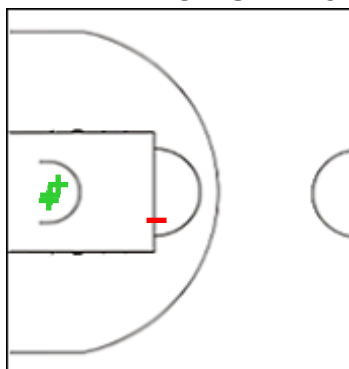
POL - Poland

1 ZYSKOWSKI Jaroslaw



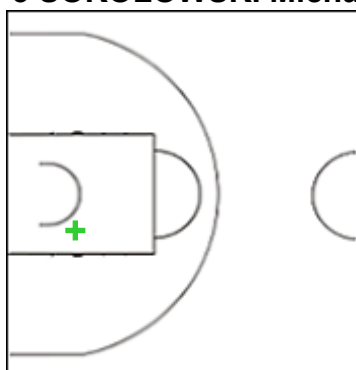
	M / A	%
Fied Goals	0 / 5	0
2 Points	0 / 3	0
3 Points	0 / 2	0
Free Throws	4 / 4	100

2 BALCEROWSKI Aleksander



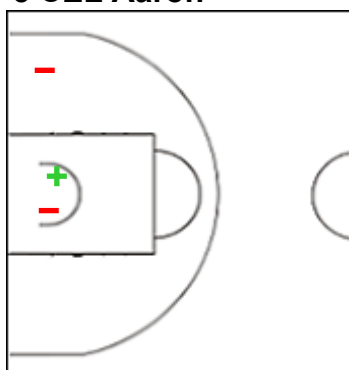
	M / A	%
Fied Goals	3 / 5	60
2 Points	3 / 4	75
3 Points	0 / 1	0
Free Throws	0 / 0	0

3 SOKOLOWSKI Michal



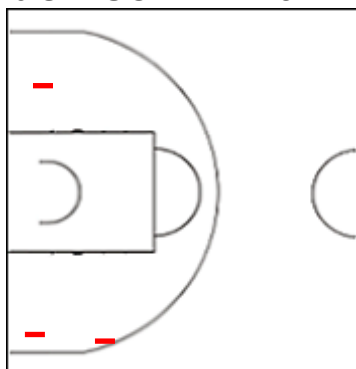
	M / A	%
Fied Goals	2 / 3	67
2 Points	1 / 1	100
3 Points	1 / 2	50
Free Throws	3 / 4	75

5 CEL Aaron



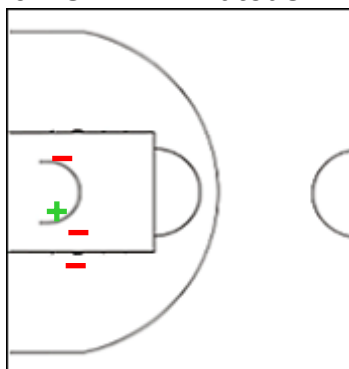
	M / A	%
Fied Goals	2 / 6	33
2 Points	1 / 3	33
3 Points	1 / 3	33
Free Throws	2 / 2	100

6 SLAUGHTER A.J.



	M / A	%
Fied Goals	1 / 6	17
2 Points	0 / 3	0
3 Points	1 / 3	33
Free Throws	1 / 2	50

9 PONITKA Mateusz



	M / A	%
Fied Goals	1 / 4	25
2 Points	1 / 4	25
3 Points	0 / 0	0
Free Throws	6 / 8	75

GLOBAL PARTNERS

Shot Chart

FIN 89 vs 59 POL

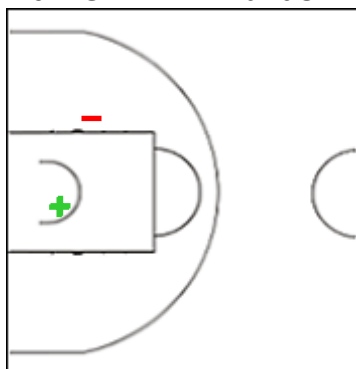
(26-16, 18-14, 20-14, 25-15)

Scoring by 5 min intervals:

	Q1		Q2		Q3		Q4	
FIN	13	26	35	44	57	64	77	89
POL	8	16	24	30	34	44	52	59

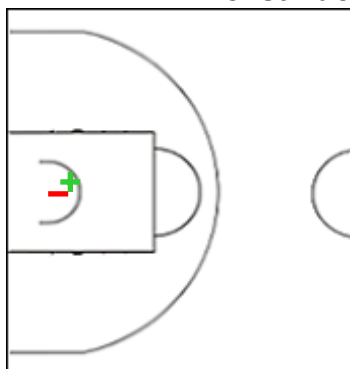
POL - Poland

10 KOLENDA Lukasz



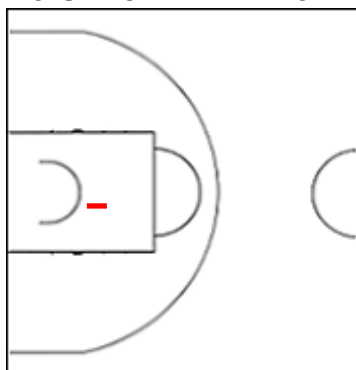
	M / A	%
Fied Goals	3 / 5	60
2 Points	2 / 3	67
3 Points	1 / 2	50
Free Throws	0 / 0	0

11 DZIEWA Aleksander



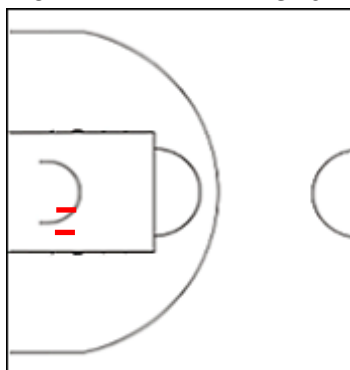
	M / A	%
Fied Goals	1 / 2	50
2 Points	1 / 2	50
3 Points	0 / 0	0
Free Throws	3 / 8	38

13 OLEJNICZAK Dominik



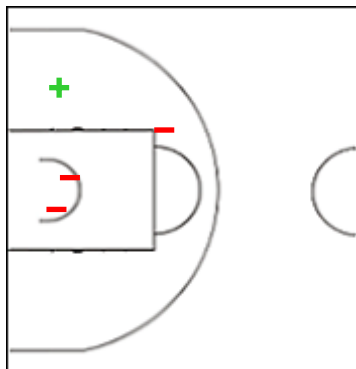
	M / A	%
Fied Goals	0 / 1	0
2 Points	0 / 1	0
3 Points	0 / 0	0
Free Throws	0 / 0	0

23 MICHALAK Michal



	M / A	%
Fied Goals	0 / 4	0
2 Points	0 / 2	0
3 Points	0 / 2	0
Free Throws	2 / 3	67

55 SCHENK Jakub



	M / A	%
Fied Goals	2 / 6	33
2 Points	1 / 4	25
3 Points	1 / 2	50
Free Throws	0 / 0	0

GLOBAL PARTNERS



Shot Chart

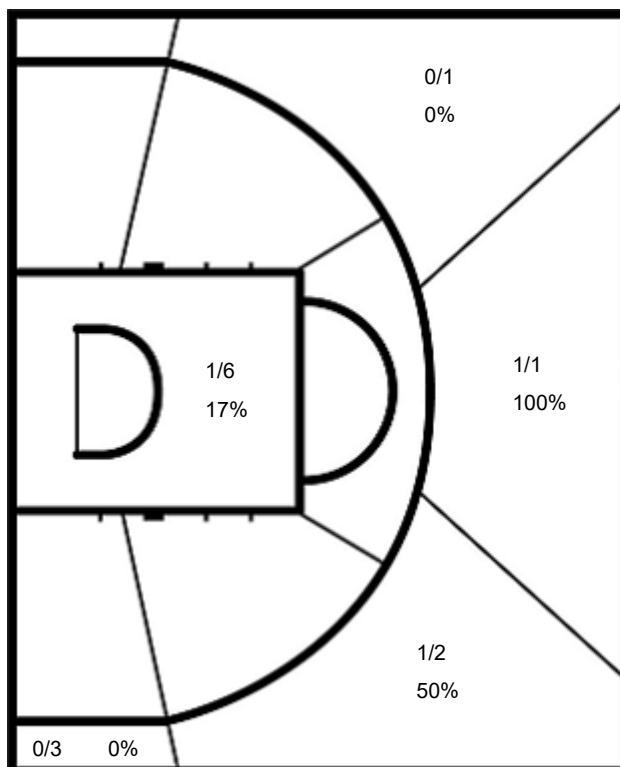
FIN 89 vs 59 POL

(26-16, 18-14, 20-14, 25-15)

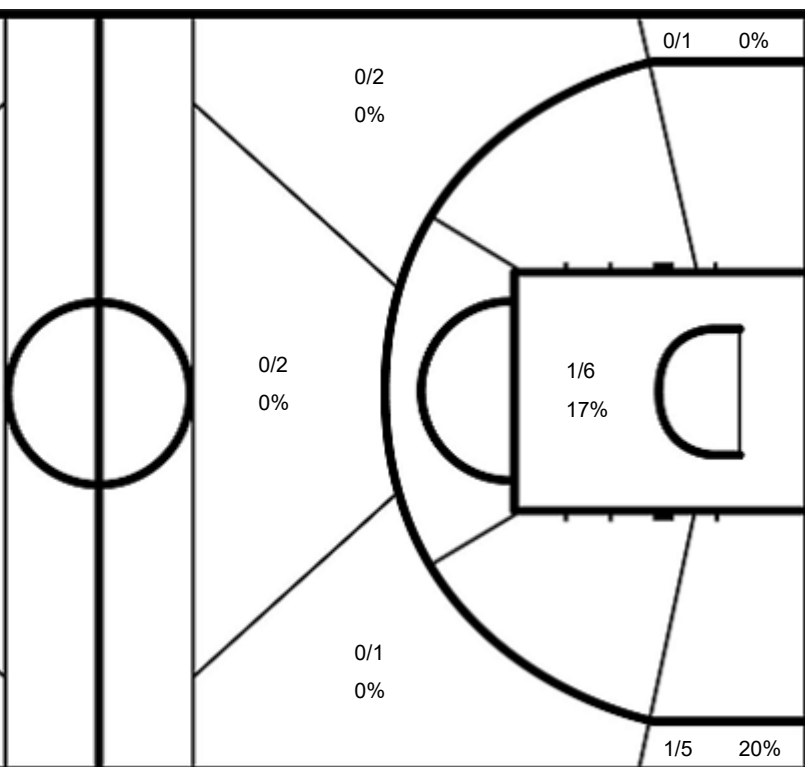
Scoring by 5 min intervals:

	Q1		Q2		Q3		Q4	
FIN	13	26	35	44	57	64	77	89
POL	8	16	24	30	34	44	52	59

FIN - Finland



POL - Poland



	M / A	%
Fied Goals	31 / 65	48
2 Points	14 / 27	52
3 Points	17 / 38	45
Free Throws	10 / 12	83

%	M / A	
31	16 / 51	Fied Goals
33	10 / 30	2 Points
29	6 / 21	3 Points
68	21 / 31	Free Throws

GLOBAL PARTNERS

