

## Shot Chart

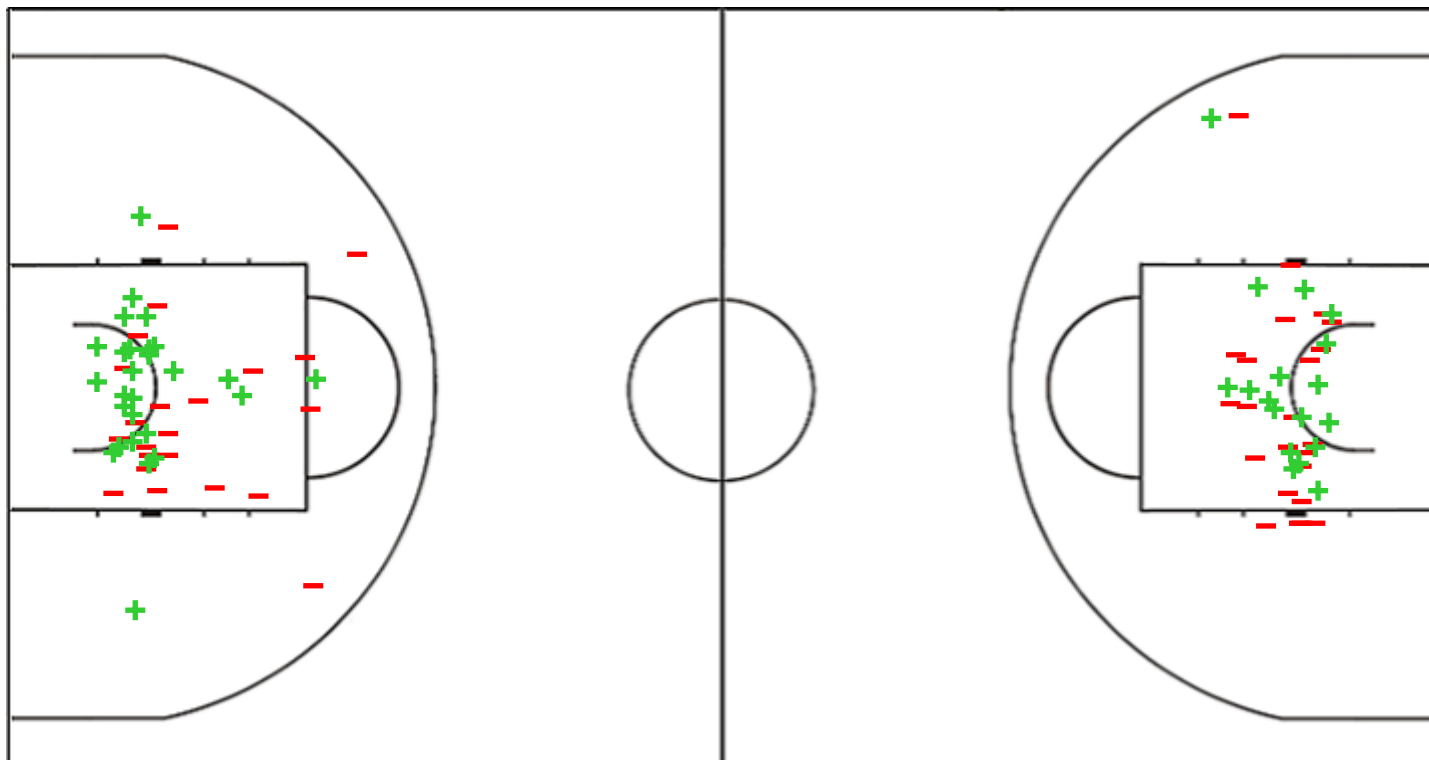
### SLO 93 vs 97 BIH

(32-26, 20-23, 21-23, 20-25)

Scoring by 5 min intervals:		Q1		Q2		Q3		Q4	
SLO		12	32	40	52	63	73	84	93
BIH		12	26	38	49	60	72	86	97

SLO - Slovenia

BIH - Bosnia and Herzegovina



SLO	M / A	%
Fied Goals	37 / 81	46
2 Points	27 / 49	55
3 Points	10 / 32	31
Free Throws	9 / 12	75

%	M / A	BIH
46	33 / 71	Fied Goals
44	18 / 41	2 Points
50	15 / 30	3 Points
94	16 / 17	Free Throws

GLOBAL PARTNERS



## Shot Chart

### SLO 93 vs 97 BIH

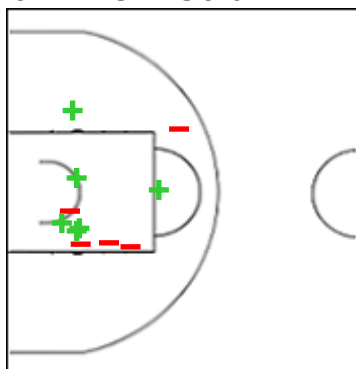
(32-26, 20-23, 21-23, 20-25)

Scoring by 5 min intervals:

	Q1		Q2		Q3		Q4	
<b>SLO</b>	12	32	40	52	63	73	84	93
<b>BIH</b>	12	26	38	49	60	72	86	97

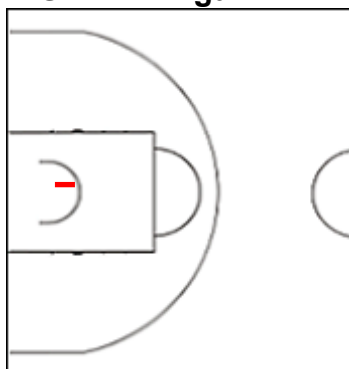
### SLO - Slovenia

#### 3 DRAGIC Goran



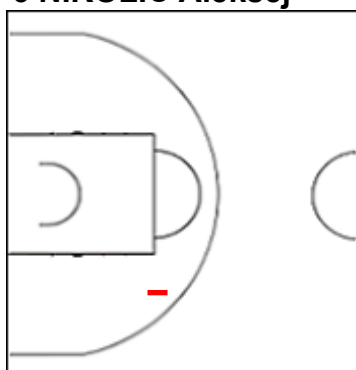
	M / A	%
Fied Goals	8 / 15	53
2 Points	6 / 11	55
3 Points	2 / 4	50
Free Throws	2 / 4	50

#### 4 SAMAR Ziga



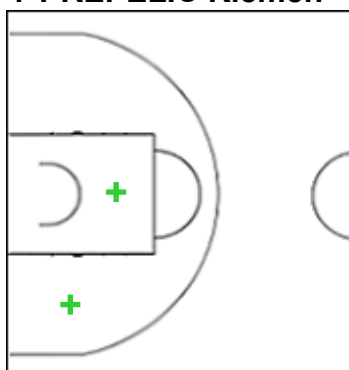
	M / A	%
Fied Goals	0 / 1	0
2 Points	0 / 1	0
3 Points	0 / 0	0
Free Throws	0 / 0	0

#### 6 NIKOLIC Aleksej



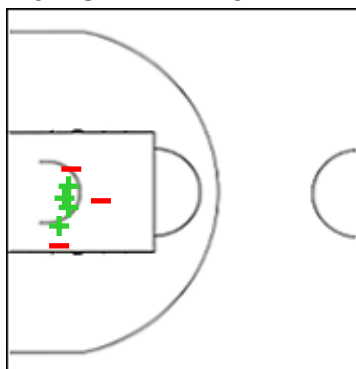
	M / A	%
Fied Goals	0 / 2	0
2 Points	0 / 1	0
3 Points	0 / 1	0
Free Throws	0 / 0	0

#### 7 PREPELIC Klemen



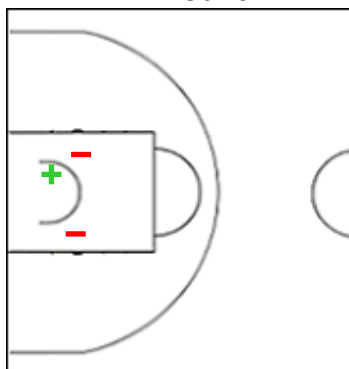
	M / A	%
Fied Goals	4 / 6	67
2 Points	2 / 2	100
3 Points	2 / 4	50
Free Throws	2 / 2	100

#### 10 TOBEY Mike



	M / A	%
Fied Goals	5 / 8	63
2 Points	4 / 7	57
3 Points	1 / 1	100
Free Throws	0 / 0	0

#### 11 BLAZIC Jaka



	M / A	%
Fied Goals	2 / 5	40
2 Points	1 / 3	33
3 Points	1 / 2	50
Free Throws	0 / 0	0

## Shot Chart

### SLO 93 vs 97 BIH

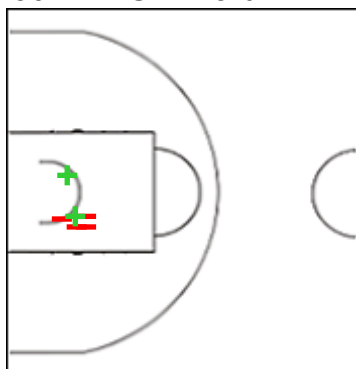
(32-26, 20-23, 21-23, 20-25)

Scoring by 5 min intervals:

	Q1		Q2		Q3		Q4	
<b>SLO</b>	12	32	40	52	63	73	84	93
<b>BIH</b>	12	26	38	49	60	72	86	97

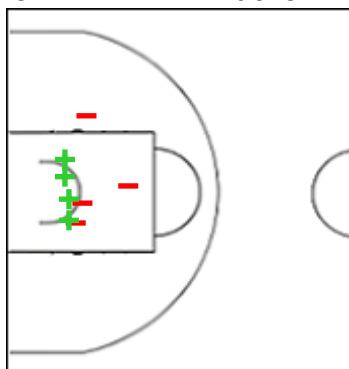
### SLO - Slovenia

#### 30 DRAGIC Zoran



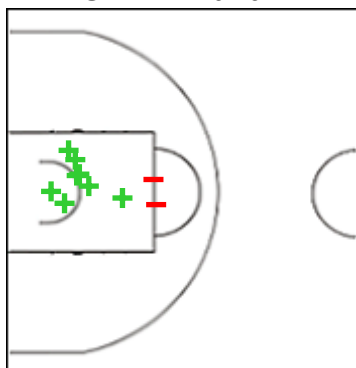
	M / A	%
Fied Goals	3 / 8	38
2 Points	2 / 6	33
3 Points	1 / 2	50
Free Throws	0 / 0	0

#### 31 CANCAR Vlatko




	M / A	%
Fied Goals	7 / 17	41
2 Points	4 / 8	50
3 Points	3 / 9	33
Free Throws	5 / 5	100

#### 77 DONCIC Luka



	M / A	%
Fied Goals	8 / 18	44
2 Points	8 / 10	80
3 Points	0 / 8	0
Free Throws	0 / 1	0

#### GLOBAL PARTNERS



## Shot Chart

### SLO 93 vs 97 BIH

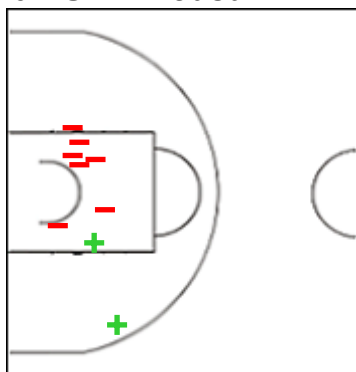
(32-26, 20-23, 21-23, 20-25)

Scoring by 5 min intervals:

	Q1		Q2		Q3		Q4	
<b>SLO</b>	12	32	40	52	63	73	84	93
<b>BIH</b>	12	26	38	49	60	72	86	97

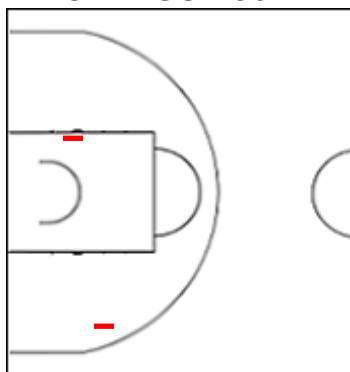
### BIH - Bosnia and Herzegovina

#### 0 NURKIC Jusuf



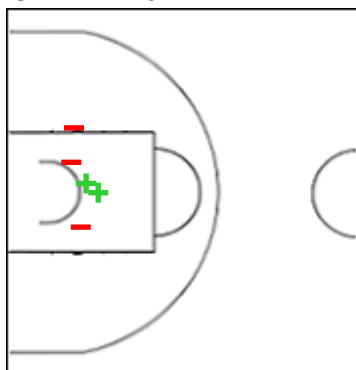
	M / A	%
Fied Goals	3 / 13	23
2 Points	2 / 9	22
3 Points	1 / 4	25
Free Throws	5 / 5	100

#### 2 ROBERSON John



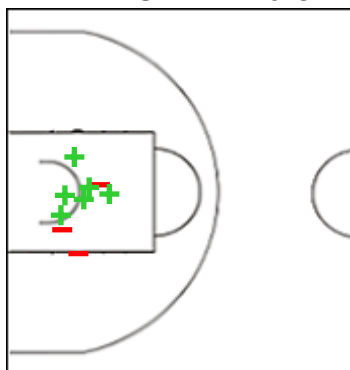
	M / A	%
Fied Goals	7 / 15	47
2 Points	0 / 2	0
3 Points	7 / 13	54
Free Throws	2 / 2	100

#### 5 ATIC Edin



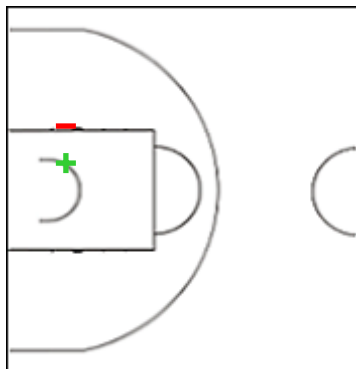
	M / A	%
Fied Goals	4 / 8	50
2 Points	2 / 5	40
3 Points	2 / 3	67
Free Throws	2 / 2	100

#### 7 HALILOVIC Miralem



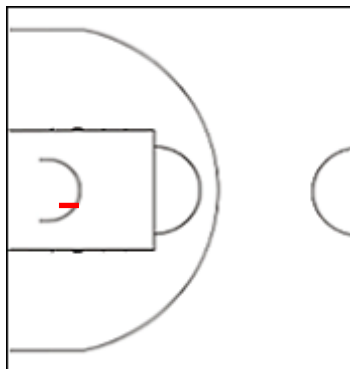
	M / A	%
Fied Goals	6 / 9	67
2 Points	6 / 9	67
3 Points	0 / 0	0
Free Throws	1 / 2	50

#### 9 GEGIC Amar



	M / A	%
Fied Goals	2 / 4	50
2 Points	1 / 2	50
3 Points	1 / 2	50
Free Throws	1 / 1	100

#### 11 KAMENJAS Kenan



	M / A	%
Fied Goals	0 / 1	0
2 Points	0 / 1	0
3 Points	0 / 0	0
Free Throws	0 / 0	0

## Shot Chart

### SLO 93 vs 97 BIH

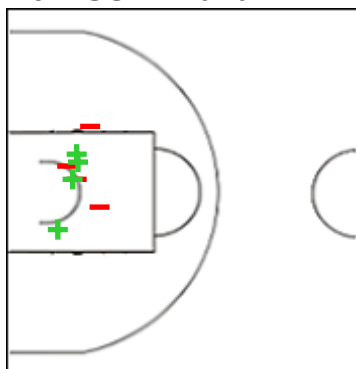
(32-26, 20-23, 21-23, 20-25)

Scoring by 5 min intervals:

	Q1		Q2		Q3		Q4	
<b>SLO</b>	12	32	40	52	63	73	84	93
<b>BIH</b>	12	26	38	49	60	72	86	97

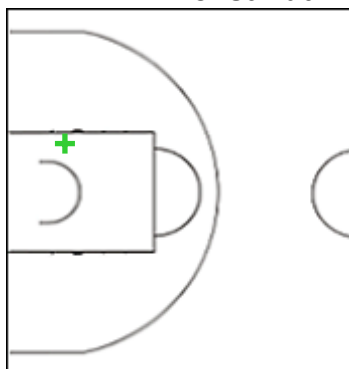
### BIH - Bosnia and Herzegovina

#### 13 MUSA Dzanan



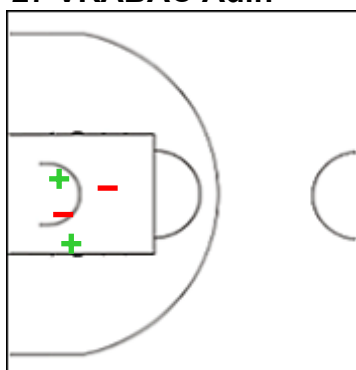
	M / A	%
<b>Fied Goals</b>	7 / 13	54
<b>2 Points</b>	4 / 8	50
<b>3 Points</b>	3 / 5	60
<b>Free Throws</b>	5 / 5	100

#### 17 LAZIC Aleksandar



	M / A	%
<b>Fied Goals</b>	1 / 1	100
<b>2 Points</b>	1 / 1	100
<b>3 Points</b>	0 / 0	0
<b>Free Throws</b>	0 / 0	0

#### 27 VRABAC Adin



	M / A	%
<b>Fied Goals</b>	3 / 7	43
<b>2 Points</b>	2 / 4	50
<b>3 Points</b>	1 / 3	33
<b>Free Throws</b>	0 / 0	0

#### GLOBAL PARTNERS

## Shot Chart

### SLO 93 vs 97 BIH

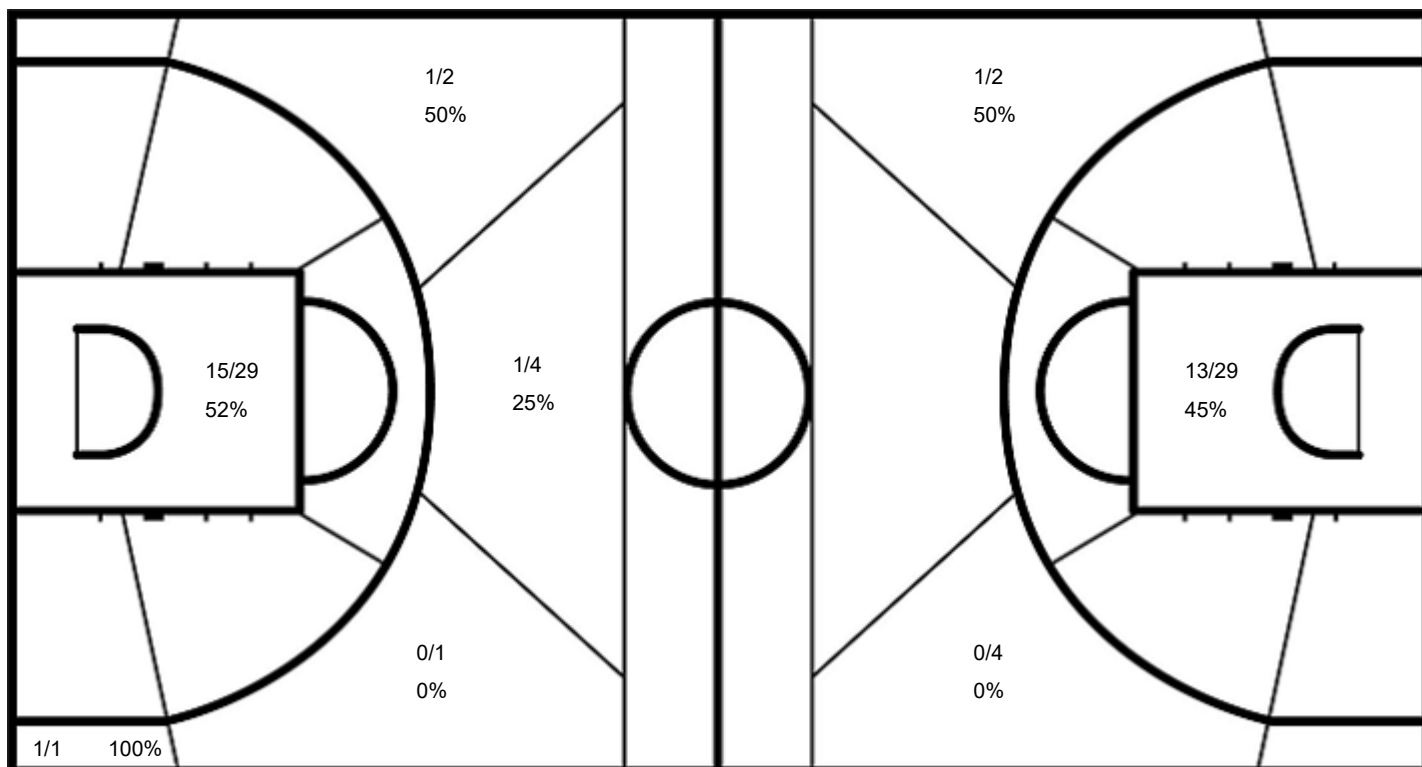
(32-26, 20-23, 21-23, 20-25)

Scoring by 5 min intervals:

	Q1		Q2		Q3		Q4	
<b>SLO</b>	12	32	40	52	63	73	84	93
<b>BIH</b>	12	26	38	49	60	72	86	97

#### SLO - Slovenia

#### BIH - Bosnia and Herzegovina



	M / A	%
<b>Fied Goals</b>	37 / 81	46
<b>2 Points</b>	27 / 49	55
<b>3 Points</b>	10 / 32	31
<b>Free Throws</b>	9 / 12	75

%	M / A	
46	33 / 71	<b>Fied Goals</b>
44	18 / 41	<b>2 Points</b>
50	15 / 30	<b>3 Points</b>
94	16 / 17	<b>Free Throws</b>

#### GLOBAL PARTNERS

