

## Shot Chart

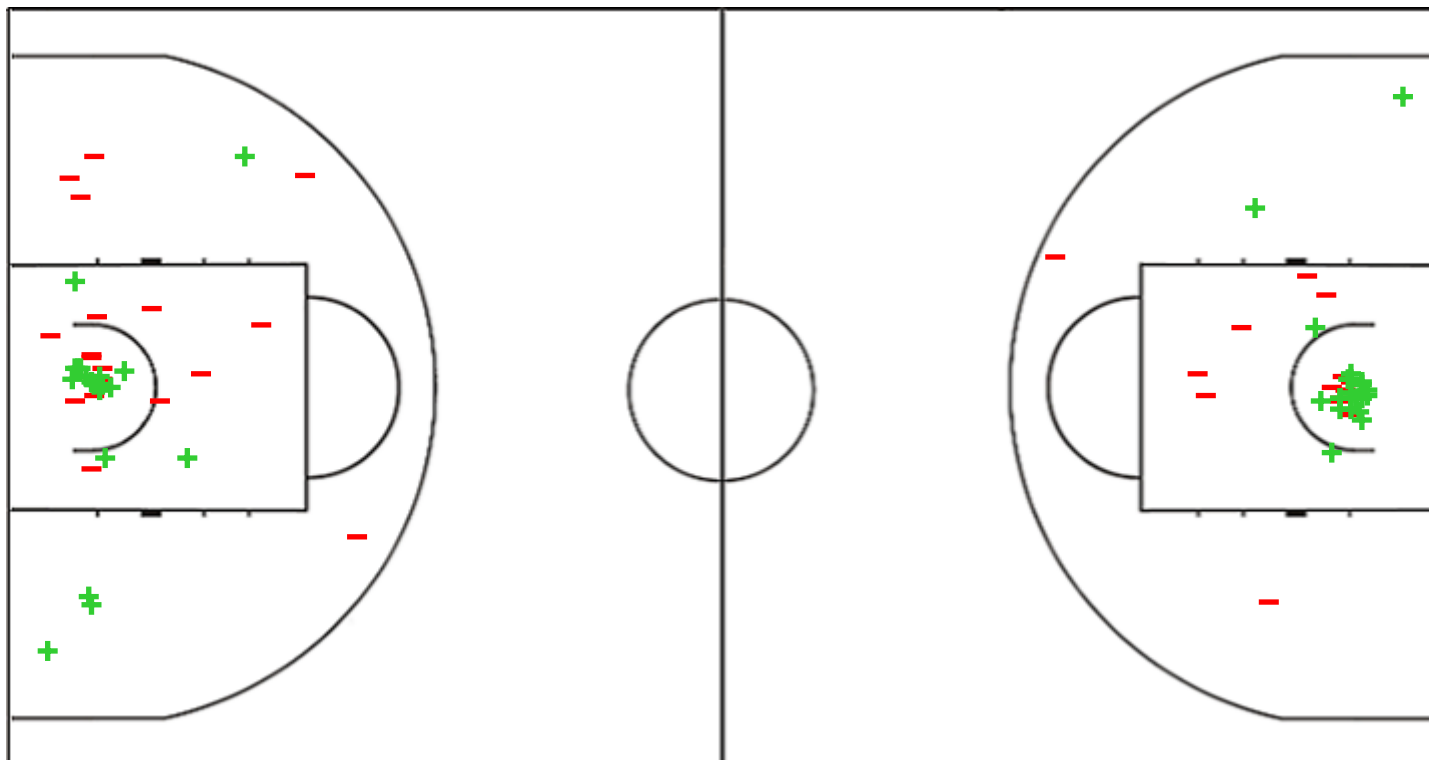
### GBR 77 vs 93 GRE (17-24, 26-22, 17-25, 17-22)

Scoring by 5 min intervals:

	Q1		Q2		Q3		Q4	
<b>GBR</b>	15	17	28	43	52	60	66	77
<b>GRE</b>	8	24	37	46	55	71	84	93

GBR - Great Britain

GRE - Greece



GBR	M / A	%
Fied Goals	26 / 63	41
2 Points	19 / 40	48
3 Points	7 / 23	30
Free Throws	18 / 23	78

%	M / A	GRE
53	35 / 66	Fied Goals
62	23 / 37	2 Points
41	12 / 29	3 Points
85	11 / 13	Free Throws

GLOBAL PARTNERS



## Shot Chart

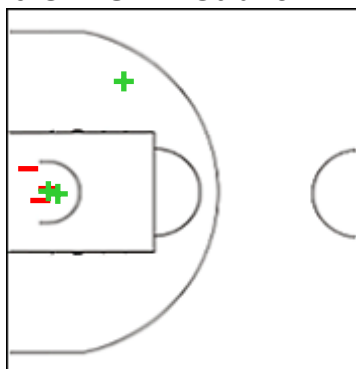
### GBR 77 vs 93 GRE (17-24, 26-22, 17-25, 17-22)

Scoring by 5 min intervals:

	Q1		Q2		Q3		Q4	
<b>GBR</b>	15	17	28	43	52	60	66	77
<b>GRE</b>	8	24	37	46	55	71	84	93

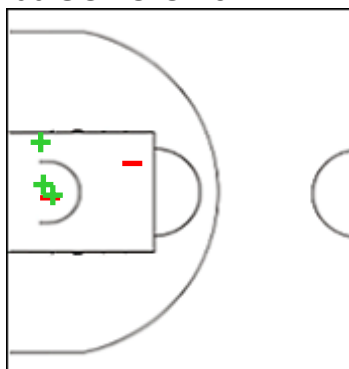
### GBR - Great Britain

#### 0 OLASENI Gabriel



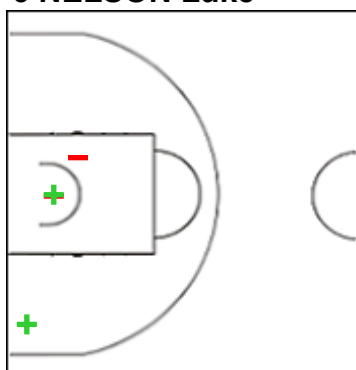
	M / A	%
Fied Goals	3 / 6	50
2 Points	3 / 6	50
3 Points	0 / 0	0
Free Throws	2 / 2	100

#### 00 SOKO Ovie



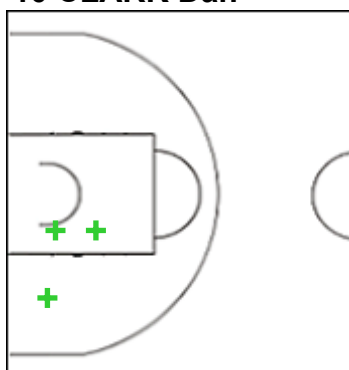
	M / A	%
Fied Goals	3 / 6	50
2 Points	3 / 5	60
3 Points	0 / 1	0
Free Throws	6 / 9	67

#### 6 NELSON Luke



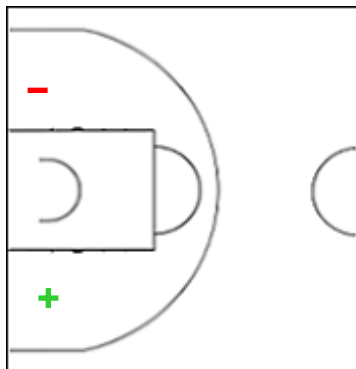
	M / A	%
Fied Goals	6 / 12	50
2 Points	2 / 4	50
3 Points	4 / 8	50
Free Throws	1 / 2	50

#### 10 CLARK Dan



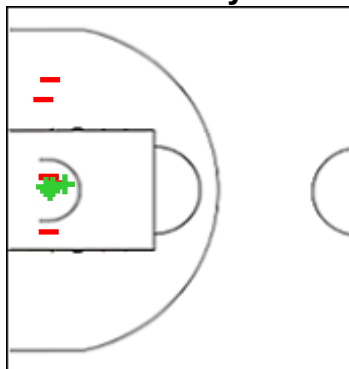
	M / A	%
Fied Goals	4 / 6	67
2 Points	3 / 3	100
3 Points	1 / 3	33
Free Throws	2 / 3	67

#### 13 BIGBY-WILLIAMS Kavell



	M / A	%
Fied Goals	1 / 2	50
2 Points	1 / 2	50
3 Points	0 / 0	0
Free Throws	0 / 0	0

#### 22 HESSON Myles



	M / A	%
Fied Goals	4 / 14	29
2 Points	4 / 10	40
3 Points	0 / 4	0
Free Throws	5 / 5	100

## Shot Chart

### GBR 77 vs 93 GRE

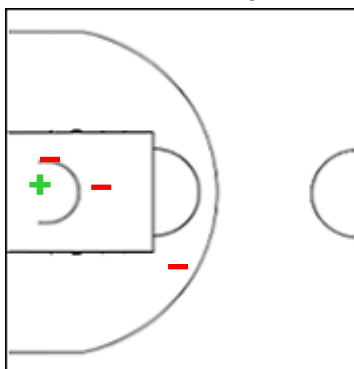
(17-24, 26-22, 17-25, 17-22)

Scoring by 5 min intervals:

	Q1		Q2		Q3		Q4	
<b>GBR</b>	15	17	28	43	52	60	66	77
<b>GRE</b>	8	24	37	46	55	71	84	93

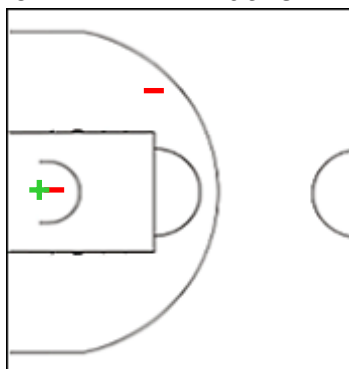
### GBR - Great Britain

#### 24 WHEATLE Carl



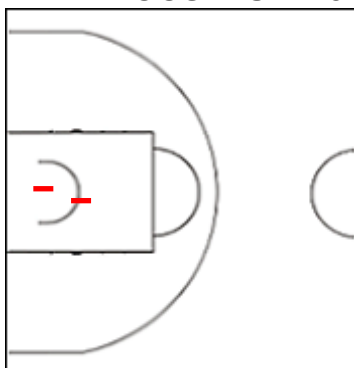
	M / A	%
Fied Goals	3 / 7	43
2 Points	2 / 5	40
3 Points	1 / 2	50
Free Throws	2 / 2	100

#### 32 WHELAN Patrick




	M / A	%
Fied Goals	1 / 5	20
2 Points	1 / 3	33
3 Points	0 / 2	0
Free Throws	0 / 0	0

#### 77 VAN OOSTRUM Devon



	M / A	%
Fied Goals	0 / 3	0
2 Points	0 / 2	0
3 Points	0 / 1	0
Free Throws	0 / 0	0

#### GLOBAL PARTNERS



## Shot Chart

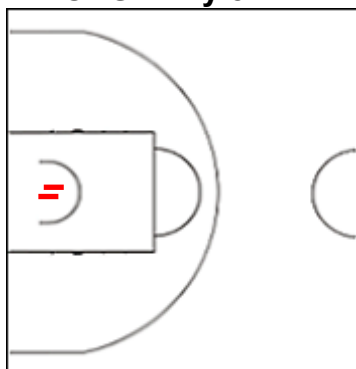
### GBR 77 vs 93 GRE (17-24, 26-22, 17-25, 17-22)

Scoring by 5 min intervals:

	Q1		Q2		Q3		Q4	
<b>GBR</b>	15	17	28	43	52	60	66	77
<b>GRE</b>	8	24	37	46	55	71	84	93

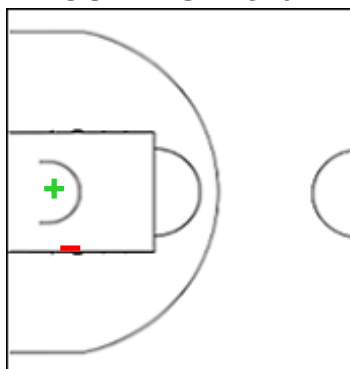
#### GRE - Greece

#### 2 DORSEY Tyler



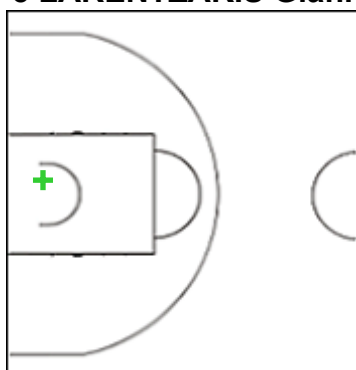
	M / A	%
Fied Goals	1 / 5	20
2 Points	0 / 2	0
3 Points	1 / 3	33
Free Throws	2 / 2	100

#### 4 LOUNTZIS Michail



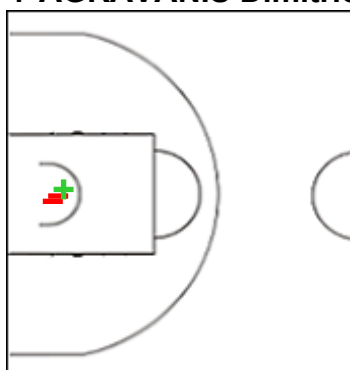
	M / A	%
Fied Goals	3 / 6	50
2 Points	1 / 2	50
3 Points	2 / 4	50
Free Throws	2 / 2	100

#### 5 LARENTZAKIS Giannoulis



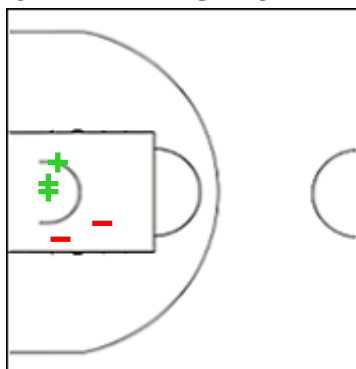
	M / A	%
Fied Goals	2 / 5	40
2 Points	1 / 1	100
3 Points	1 / 4	25
Free Throws	2 / 2	100

#### 7 AGRAVANIS Dimitrios



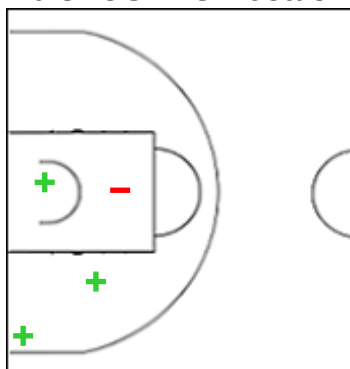
	M / A	%
Fied Goals	2 / 6	33
2 Points	1 / 3	33
3 Points	1 / 3	33
Free Throws	0 / 0	0

#### 8 CALATHES Nick



	M / A	%
Fied Goals	4 / 8	50
2 Points	3 / 5	60
3 Points	1 / 3	33
Free Throws	0 / 0	0

#### 10 SLOUKAS Kostas



	M / A	%
Fied Goals	8 / 10	80
2 Points	3 / 4	75
3 Points	5 / 6	83
Free Throws	0 / 0	0

## Shot Chart

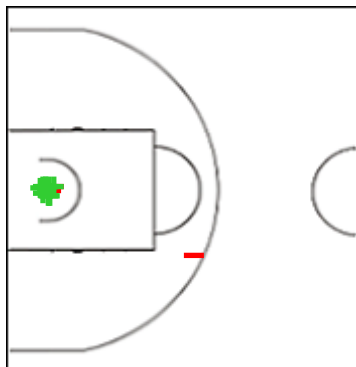
### GBR 77 vs 93 GRE (17-24, 26-22, 17-25, 17-22)

Scoring by 5 min intervals:

	Q1		Q2		Q3		Q4	
GBR	15	17	28	43	52	60	66	77
GRE	8	24	37	46	55	71	84	93

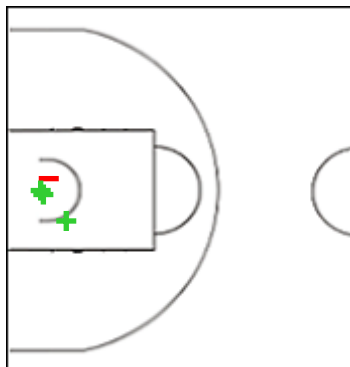
### GRE - Greece

#### 14 PAPAGIANNIS Georgios



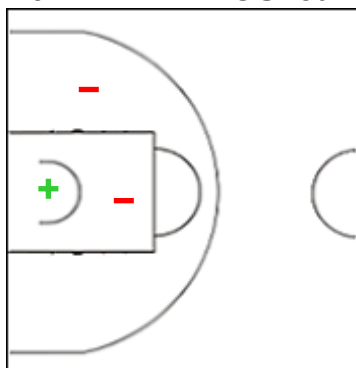
	M / A	%
Fied Goals	8 / 11	73
2 Points	8 / 11	73
3 Points	0 / 0	0
Free Throws	1 / 1	100

#### 16 PAPANIKOLAOU Kostas



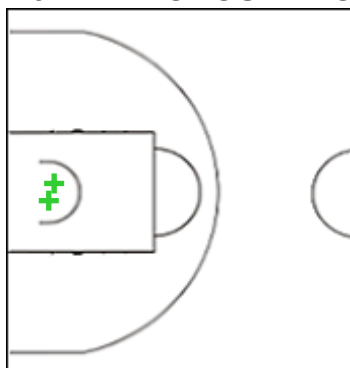
	M / A	%
Fied Goals	4 / 7	57
2 Points	3 / 4	75
3 Points	1 / 3	33
Free Throws	1 / 2	50

#### 19 PAPAPETROU Ioannis



	M / A	%
Fied Goals	1 / 5	20
2 Points	1 / 3	33
3 Points	0 / 2	0
Free Throws	2 / 2	100

#### 43 ANTETOKOUNMPO



	M / A	%
Fied Goals	2 / 3	67
2 Points	2 / 2	100
3 Points	0 / 1	0
Free Throws	1 / 2	50

## Shot Chart

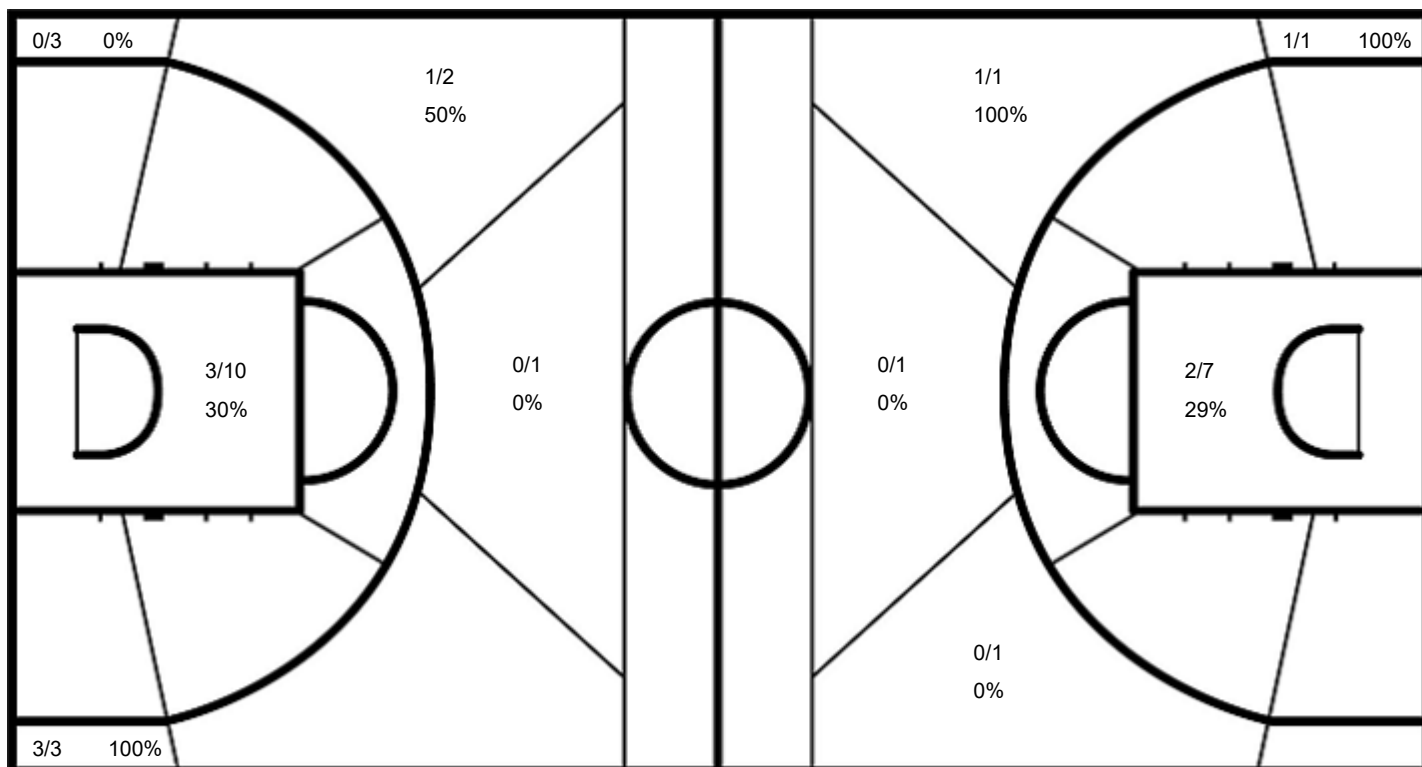
### GBR 77 vs 93 GRE (17-24, 26-22, 17-25, 17-22)

Scoring by 5 min intervals:

	Q1		Q2		Q3		Q4	
<b>GBR</b>	15	17	28	43	52	60	66	77
<b>GRE</b>	8	24	37	46	55	71	84	93

#### GBR - Great Britain

#### GRE - Greece



	M / A	%
<b>Fied Goals</b>	26 / 63	41
<b>2 Points</b>	19 / 40	48
<b>3 Points</b>	7 / 23	30
<b>Free Throws</b>	18 / 23	78

%	M / A	
53	35 / 66	<b>Fied Goals</b>
62	23 / 37	<b>2 Points</b>
41	12 / 29	<b>3 Points</b>
85	11 / 13	<b>Free Throws</b>

#### GLOBAL PARTNERS

