

Cumulative statistics

BEL - Belgium

After 3 games

No	Name	GP	MIN	MPG	Field Goals		2 Points		3 Points		Free Throws		Rebounds			AS	TO	ST	BS	PF	FD	+/-	PTS	PPG	
					M/A	%	M/A	%	M/A	%	M/A	%	OR	DR	TOT										
4	LECOMTE Emmanuel	3	85:54	28:38	15/37	41	14/27	52	1/10	10	9/13	69	3	6	9	11	5			8	11	11	40	13.3	
8	MWEMA Jean-Marc	3	59:40	19:53	7/14	50	2/3	67	5/11	45	3/3	100		10	10	5	3	2		10	5	11	22	7.3	
9	TABU Jonathan	3	46:37	15:32	6/15	40	1/2	50	5/13	38	3/3	100		7	7	5	6	2		8	5	4	20	6.7	
13	GILLET Pierre-Antoine	3	76:54	25:38	8/14	57	3/4	75	5/10	50	5/5	100	3	11	14	4	3	4	2	6	2	31	26	8.7	
14	DE ZEEUW Maxime	3	35:03	11:41	6/14	43	2/4	50	4/10	40	0/1	0	2	3	5	2	2	2		6	2	-7	16	5.3	
16	TUMBA Kevin	3	39:21	13:07	3/6	50	3/6	50			2/7	29	1	5	6	1	1	1	2	8	7	-3	8	2.7	
17	VANWJDIN Hans	3	60:48	20:16	9/18	50	6/10	60	3/8	38	1/3	33	2	10	12	4	2	2	2	5	6	-7	22	7.3	
18	LIBERT Alexandre	3	43:27	14:29	2/12	17	1/4	25	1/8	13				2	2	4	3		4	2	-30	5	1.7		
19	BAKO Ismael	3	83:29	27:49	9/18	50	9/18	50			7/9	78	10	8	18	2	5	1	3	8	8	6	25	8.3	
21	BLEIJENBERGH Vrenz	1	04:12	04:12	1/2	50			1/2	50				1	1						6	3	3.0		
25	BRATANOVIC Haris																								
32	OBASOHAN Retin	3	89:35	29:51	15/29	52	11/20	55	4/9	44	11/16	69	2	6	8	6	9	7		8	15	13	45	15.0	
Team / Coach													9 4 13			4									
Totals					81/179	45	52/98	53	29/81	36	41/60	68	32	73	105	44	43	20	9	73	63	7.0	232	77.3	
Opponents					78/180	43	53/101	52	25/79	32	44/62	71	32	73	105	47	43	19	8	67	70	-7.0	225	75.0	

AVERAGES PER GAME

	BEL	Opponents
Points from Turnovers	18	15
Points in the Paints	84	102
Second Chance Points	20	26
Fast Break Points	33	27
Bench Points	72	67

	BEL	Opponents
Total Field Goals Made	27.0	26.0
2 Points Field Goals Made	17.3	17.7
3 Points Field Goals Made	9.7	8.3
Free Throws Made	13.7	14.7
Offensive Rebounds	10.7	10.7
Defensive Rebounds	24.3	24.3
Total Rebounds	35.0	35.0
Assists	14.7	15.7
Fouls	24.3	22.3
Turnovers	14.3	14.3
Steals	6.7	6.3
Blocked Shots	3.0	2.7
Points from Turnovers	6.0	5.0
Points in the Paints	28.0	34.0
Second Chance Points	6.7	8.7
Fast Break Points	11.0	9.0
Bench Points	24.0	22.3

Games	Phase	Score		Field Goals		2 Points		3 Points		Free Throws		Rebounds			AS	TO	ST	BS	PF	FD
				M/A	%	M/A	%	M/A	%	M/A	%	OR	DR	TOT						
BEL-GEO	Group Phase	79-76	FOR	26/66	39.4	14/34	41.2	12/32	37.5	15/24	62.5	10	26	36	12	15	11	1	27	21
			AGN	25/59	42.4	17/30	56.7	8/29	27.6	18/26	69.2	11	33	44	17	20	5	6	23	26
MNE-BEL	Group Phase	76-70	FOR	26/53	49.1	20/29	69.0	6/24	25.0	12/16	75.0	8	21	29	15	14	4	5	21	21
			AGN	27/59	45.8	18/38	47.4	9/21	42.9	13/13	100.0	9	21	30	14	13	7	1	22	20
ESP-BEL	Group Phase	73-83	FOR	29/60	48.3	18/35	51.4	11/25	44.0	14/20	70.0	14	26	40	17	14	5	3	25	21
			AGN	26/62	41.9	18/33	54.5	8/29	27.6	13/23	56.5	12	19	31	16	10	7	1	22	24

GLOBAL PARTNERS



## Cumulative statistics

### BIH - Bosnia and Herzegovina After 3 games

No	Name	GP	MIN	MPG	Field Goals		2 Points		3 Points		Free Throws		Rebounds			AS	TO	ST	BS	PF	FD	+/-	PTS	PPG
					M/A	%	M/A	%	M/A	%	M/A	%	OR	DR	TOT									
0	NURKIC Jusuf	3	85:31	28:30	18/45	40	15/31	48	3/14	21	13/22	59	3	17	20	8	11	4	5	11	19	-13	52	17.3
2	ROBERSON John	3	97:56	32:38	16/37	43	2/8	25	14/29	48	8/8	100	1	7	8	11	5	2	4	10	16	54	18.0	
5	ATIC Edin	3	61:53	20:37	7/15	47	5/9	56	2/6	33	3/3	100	2	8	10	10	1	1	11	5	-2	19	6.3	
7	HALILOVIC Miralem	3	78:16	26:05	16/30	53	16/30	53			4/6	67	9	15	24	7	4	1	2	11	6	27	36	12.0
9	GENGIC Amar	3	25:22	08:27	6/13	46	4/8	50	2/5	40	1/1	100	2	2	4	2	1	2	1	3	2	-14	15	5.0
11	KAMENJAS Kenan	3	57:21	19:07	4/9	44	4/9	44			1/2	50	9	4	13	1	2	2	4	2		9	3.0	
12	CAMPARA Sani																							
13	MUSA Džanan	3	98:18	32:46	26/42	62	20/30	67	6/12	50	13/15	87	3	9	12	15	5	2	1		14	21	71	23.7
15	PENAVA Ajdin																							
17	LAZIC Aleksandar	3	40:25	13:28	1/5	20	1/2	50	0/3	0	1/2	50	1	4	5	1	3	2	1	3	2	-21	3	1.0
22	SULEJMANOVIC Emir	2	08:18	04:09	1/2	50			1/2	50												-5	3	1.5
27	VRABAC Adin	3	46:40	15:33	5/11	45	3/6	50	2/5	40			3	5	8	5	3	2		8	2	11	12	4.0
Team / Coach																								
Totals					100/209	48	70/133	53	30/76	40	44/59	75	44	76	120	61	36	18	11	59	62	4.0	274	91.3
Opponents					100/217	46	69/130	53	31/87	36	39/49	80	42	72	114	59	36	19	10	64	55	-4.0	270	90.0

### AVERAGES PER GAME

	BIH	Opponents
Points from Turnovers	42	40
Points in the Paints	134	124
Second Chance Points	36	40
Fast Break Points	36	47
Bench Points	48	105

	BIH	Opponents
Total Field Goals Made	33.3	33.3
2 Points Field Goals Made	23.3	23.0
3 Points Field Goals Made	10.0	10.3
Free Throws Made	14.7	13.0
Offensive Rebounds	14.7	14.0
Defensive Rebounds	25.3	24.0
Total Rebounds	40.0	38.0
Assists	20.3	19.7
Fouls	19.7	21.3
Turnovers	12.0	12.0
Steals	6.0	6.3
Blocked Shots	3.7	3.3
Points from Turnovers	14.0	13.3
Points in the Paints	44.7	41.3
Second Chance Points	12.0	13.3
Fast Break Points	12.0	15.7
Bench Points	16.0	35.0

Games	Phase	Score		Field Goals		2 Points		3 Points		Free Throws		Rebounds			AS	TO	ST	BS	PF	FD
				M/A	%	M/A	%	M/A	%	M/A	%	OR	DR	TOT						
BIH-HUN	Group Phase	95-85	FOR	34/69	49.3	25/47	53.2	9/22	40.9	18/25	72.0	17	25	42	23	9	3	4	16	22
			AGN	34/72	47.2	24/43	55.8	10/29	34.5	7/12	58.3	12	22	34	19	10	7	3	23	16
GER-BIH	Group Phase	92-82	FOR	33/69	47.8	27/45	60.0	6/24	25.0	10/17	58.8	9	24	33	19	8	8	5	24	19
			AGN	29/64	45.3	18/38	47.4	11/26	42.3	23/25	92.0	11	31	42	18	14	2	6	20	21
SLO-BIH	Group Phase	93-97	FOR	33/71	46.5	18/41	43.9	15/30	50.0	16/17	94.1	18	27	45	19	19	7	2	19	21
			AGN	37/81	45.7	27/49	55.1	10/32	31.3	9/12	75.0	19	19	38	22	12	10	1	21	18

### GLOBAL PARTNERS

Cumulative statistics

BUL - Bulgaria  
After 3 games

No	Name	GP	MIN	MPG	Field Goals		2 Points		3 Points		Free Throws		Rebounds			AS	TO	ST	BS	PF	FD	+/-	PTS	PPG																																
					M/A	%	M/A	%	M/A	%	M/A	%	OR	DR	TOT																																									
0	ALPIEV Ivan	3	41:21	13:47	4/13	31	1/5	20	3/8	38	2/2	100	3	4	7	2	2	1		3	1	-29	13	4.3																																
1	BOST Dee	3	93:39	31:13	6/30	20	2/5	40	4/25	16	3/4	75	2	8	10	26	7	1		7	11	-52	19	6.3																																
2	KARAMFILOV Deyan	3	26:56	08:58	2/7	29	1/4	25	1/3	33	1/2	50	3	3	10	2	3		3	2	6	6	2.0																																	
9	KOSTOV Chavdar	3	90:38	30:12	13/33	39	6/11	55	7/22	32	5/8	63	1	6	7	2	2	2		4	6	-41	38	12.7																																
12	YANEV Aleksandar	3	24:42	08:14	3/5	60	2/3	67	1/2	50	0/1	0	2	1	3	2	1		2	2	-16	7	2.3																																	
17	STOILOV Emil	3	36:38	12:12	9/11	82	9/11	82			2/2	100	4	1	5	2	1		1	7	3	-24	20	6.7																																
22	IVANOV Pavlin	3	60:41	20:13	10/20	50	4/6	67	6/14	43			4	4	6	6	1		4		-19	26	8.7																																	
23	MARINOV Stanimir	3	43:59	14:39	6/12	50	4/4	100	2/8	25	3/4	75	2	4	6	6	2	1		6	2	-20	17	5.7																																
24	IVANOV Andrey	3	33:15	11:05	8/12	67	7/11	64	1/1	100			3	2	5	2	1	1		6		-6	17	5.7																																
34	DIMITROV Dimitar	3	37:40	12:33	4/13	31	3/5	60	1/8	13	3/4	75	2	2	3	1	1	2	5	4	-12	12	4.0																																	
41	VEZENKOV Aleksandar	3	09:07	36:22	28/49	57	19/29	66	9/20	45	15/16	94	15	19	34	7	6	2	1	7	16	-45	80	26.7																																
99	SIMEONOV Aleks	1	01:24	01:24																		3																																		
Team / Coach										5					4			9			2																																			
Totals					93/205		45		58/94		62		35/111		32		34/43		79		39			56			95			68			33			13			4			54			47			-51.0			255			85.0		
Opponents					112/207		54		78/119		66		34/88		39		48/58		83		40			75			115			73			24			19			6			50			54			51.0			306			102.0		


AVERAGES PER GAME

	BUL	Opponents
Points from Turnovers	7	14
Points in the Paints	110	142
Second Chance Points	24	39
Fast Break Points	20	27
Bench Points	94	117

	BUL	Opponents
Total Field Goals Made	31.0	37.3
2 Points Field Goals Made	19.3	26.0
3 Points Field Goals Made	11.7	11.3
Free Throws Made	11.3	16.0
Offensive Rebounds	13.0	13.3
Defensive Rebounds	18.7	25.0
Total Rebounds	31.7	38.3
Assists	22.7	24.3
Fouls	18.0	16.7
Turnovers	11.0	8.0
Steals	4.3	6.3
Blocked Shots	1.3	2.0
Points from Turnovers	2.3	4.7
Points in the Paints	36.7	47.3
Second Chance Points	8.0	13.0
Fast Break Points	6.7	9.0
Bench Points	31.3	39.0

Games	Phase	Score		Field Goals		2 Points		3 Points		Free Throws		Rebounds			AS	TO	ST	BS	PF	FD
				M/A	%	M/A	%	M/A	%	M/A	%	OR	DR	TOT						
ESP-BUL	Group Phase	114-87	FOR	30/68	44.1	19/35	54.3	11/33	33.3	16/20	80.0	17	15	32	22	13	5	0	18	17
			AGN	38/69	55.1	23/36	63.9	15/33	45.5	23/26	88.5	16	23	39	27	9	8	1	18	18
BUL-TUR	Group Phase	87-101	FOR	32/73	43.8	22/35	62.9	10/38	26.3	13/16	81.3	15	20	35	23	8	2	1	18	16
			AGN	38/67	56.7	27/37	73.0	11/30	36.7	14/17	82.4	9	28	37	29	7	5	1	17	18
BUL-MNE	Group Phase	81-91	FOR	31/64	48.4	17/24	70.8	14/40	35.0	5/7	71.4	7	21	28	23	12	6	3	18	14
			AGN	36/71	50.7	28/46	60.9	8/25	32.0	11/15	73.3	15	24	39	17	8	6	4	15	18

GLOBAL PARTNERS



Cumulative statistics

CRO - Croatia  
After 3 games

No	Name	GP	MIN	MPG	Field Goals		2 Points		3 Points		Free Throws		Rebounds			AS	TO	ST	BS	PF	FD	+/-	PTS	PPG	
					M/A	%	M/A	%	M/A	%	M/A	%	OR	DR	TOT										
1	PERKOVIC Toni	1	07:20	07:20	1/3	33	0/1	0	1/2	50			2	2	1							-9	3	3.0	
3	SMITH Jaleen	3	93:27	31:09	12/28	43	5/13	38	7/15	47	8/10	80	7	7	17	3	6		5	7	29	39	13.0		
4	PRKACIN Roko	1	10:00	10:00									2	2		1									
7	SIMON Krunoslav	3	66:17	22:05	12/23	52	9/14	64	3/9	33	2/2	100	2	10	12	8	9	2	2	5	4	15	29	9.7	
8	HEZONJA Mario	3	77:54	25:58	10/27	37	7/13	54	3/14	21	5/6	83	1	22	23	5	4	2		8	7	-1	28	9.3	
9	SARIC Dario	3	79:03	26:21	9/28	32	5/14	36	4/14	29	8/9	89	3	20	23	10	7	3	1	4	11	40	30	10.0	
10	GNJIDIC Lovro	2	22:07	11:03	2/5	40	1/2	50	1/3	33			1	2	3	2	1	3		2	3		5	2.5	
17	MATKOVIC Karlo	3	41:07	13:42	11/13	85	11/12	92	0/1	0	1/1	100	4	4	8	2	6	3	1	6	3	-3	23	7.7	
27	RAMLIJAK Ivan	3	31:36	10:32	1/3	33	1/1	100	0/2	0	0/2	0	3	3	1	1	1		4	1	-5	2	0.7		
30	MAVRA Dominik	3	20:19	06:46	4/6	67	3/3	100	1/3	33	4/4	100	2	2	5	1			4	2	8	13	4.3		
40	ZUBAC Ivica	3	67:57	22:39	12/16	75	12/16	75			10/15	67	8	11	19	1	9	1	7	7	11	27	34	11.3	
44	BOGDANOVIC Bojan	3	82:53	27:37	15/32	47	11/20	55	4/12	33	4/5	80	1	13	14	3	7	1		8	4	10	38	12.7	
Team / Coach													4	7	11	2									
Totals					89/184	48	65/109	60	24/75	32	42/54	78	24	105	129	55	51	22	11	55	53	20.0	244	81.3	
Opponents					77/215	36	51/122	42	26/93	28	44/59	75	38	75	113	53	33	24	9	54	52	-20.0	224	74.7	

AVERAGES PER GAME

	CRO	Opponents
Points from Turnovers	49	44
Points in the Paints	120	76
Second Chance Points	7	23
Fast Break Points	38	37
Bench Points	91	53

	CRO	Opponents
Total Field Goals Made	29.7	25.7
2 Points Field Goals Made	21.7	17.0
3 Points Field Goals Made	8.0	8.7
Free Throws Made	14.0	14.7
Offensive Rebounds	8.0	12.7
Defensive Rebounds	35.0	25.0
Total Rebounds	43.0	37.7
Assists	18.3	17.7
Fouls	18.3	18.0
Turnovers	17.0	11.0
Steals	7.3	8.0
Blocked Shots	3.7	3.0
Points from Turnovers	16.3	14.7
Points in the Paints	40.0	25.3
Second Chance Points	2.3	7.7
Fast Break Points	12.7	12.3
Bench Points	30.3	17.7

Games	Phase	Score		Field Goals		2 Points		3 Points		Free Throws		Rebounds			AS	TO	ST	BS	PF	FD
				M/A	%	M/A	%	M/A	%	M/A	%	OR	DR	TOT						
CRO-GRE	Group Phase	85-89	FOR	32/63	50.8	22/36	61.1	10/27	37.0	11/13	84.6	4	33	37	15	18	5	2	18	13
			AGN	30/77	39.0	20/44	45.5	10/33	30.3	19/25	76.0	16	28	44	17	9	11	5	14	16
GBR-CRO	Group Phase	65-86	FOR	31/62	50.0	23/34	67.6	8/28	28.6	16/20	80.0	7	39	46	24	15	8	6	17	19
			AGN	22/72	30.6	16/47	34.0	6/25	24.0	15/16	93.8	11	25	36	17	11	6	1	19	16
CRO-EST	Group Phase	73-70	FOR	26/59	44.1	20/39	51.3	6/20	30.0	15/21	71.4	13	33	46	16	18	9	3	20	21
			AGN	25/66	37.9	15/31	48.4	10/35	28.6	10/18	55.6	11	22	33	19	13	7	3	21	20

GLOBAL PARTNERS



Cumulative statistics

CZE - Czech Republic  
After 3 games

No	Name	GP	MIN	MPG	Field Goals		2 Points		3 Points		Free Throws		Rebounds			AS	TO	ST	BS	PF	FD	+/-	PTS	PPG
					M/A	%	M/A	%	M/A	%	M/A	%	OR	DR	TOT									
1	AUDA Patrik	2	30:24	15:12	9/14	64	9/14	64			0/1	0		4	4		4	1		4	5	-16	18	9.0
7	HRUBAN Vojtech	3	72:05	24:01	11/28	39	9/17	53	2/11	18	5/5	100	2	9	11	7	9	3	1	6	7	-10	29	9.7
8	SATORANSKY Tomas	1	17:12	17:12	0/2	0			0/2	0						6	1					-2		
12	BALVIN Ondrej	3	51:12	17:04	7/16	44	7/14	50	0/2	0	3/4	75	4	13	17	3	6		9	3	-22	17	5.7	
15	PETERKA Martin	3	72:48	24:16	13/18	72	1/2	50	12/16	75	2/2	100	3	7	10	4	2	2	1	1	14	40	13.3	
17	BOHACIK Jaromir	3	61:22	20:27	7/17	41	5/7	71	2/10	20	3/3	100	1	6	7	6	2		6	3	-8	19	6.3	
19	SEHNAL Ondrej	3	56:33	18:51	6/12	50	3/5	60	3/7	43	1/2	50	3	3	6	3	6	1		8	6	-5	16	5.3
24	VESELY Jan	3	70:46	23:35	15/24	63	15/24	63			13/15	87	5	10	15	3	6	2	2	10	15	1	43	14.3
25	JELINEK David	2	28:24	14:12	5/10	50	2/4	50	3/6	50			1	2	3	1	1		4		-8	13	6.5	
27	KREJCI Vit	3	48:05	16:01	5/11	45	1/3	33	4/8	50	5/7	71		3	3	9	1		1	6	4	-21	19	6.3
31	KRIZ Martin	3	19:09	06:23	2/4	50	2/3	67	0/1	0			1	4	5		1		6		-23	4	1.3	
77	KYZLINK Tomas	3	72:00	24:00	9/21	43	8/16	50	1/5	20	3/7	43	3	9	12	14	2	2	1	6	6		22	7.3
Team / Coach													4	5	9		1							
Totals					89/177	50	62/109	57	27/68	40	35/46	76	24	75	99	66	42	11	5	68	50	-20.0	240	80.0
Opponents					90/189	48	63/103	61	27/86	31	53/66	80	29	66	95	64	23	19	5	51	66	20.0	260	86.7


AVERAGES PER GAME

	CZE	Opponents
Points from Turnovers	31	54
Points in the Paints	94	120
Second Chance Points	18	20
Fast Break Points	34	34
Bench Points	121	96

	CZE	Opponents
Total Field Goals Made	29.7	30.0
2 Points Field Goals Made	20.7	21.0
3 Points Field Goals Made	9.0	9.0
Free Throws Made	11.7	17.7
Offensive Rebounds	8.0	9.7
Defensive Rebounds	25.0	22.0
Total Rebounds	33.0	31.7
Assists	22.0	21.3
Fouls	22.7	17.0
Turnovers	14.0	7.7
Steals	3.7	6.3
Blocked Shots	1.7	1.7
Points from Turnovers	10.3	18.0
Points in the Paints	31.3	40.0
Second Chance Points	6.0	6.7
Fast Break Points	11.3	11.3
Bench Points	40.3	32.0

Games	Phase	Score		Field Goals		2 Points		3 Points		Free Throws		Rebounds			AS	TO	ST	BS	PF	FD
				M/A	%	M/A	%	M/A	%	M/A	%	OR	DR	TOT						
POL-CZE	Group Phase	99-84	FOR	31/57	54.4	21/32	65.6	10/25	40.0	12/19	63.2	7	17	24	24	12	3	2	23	18
			AGN	37/67	55.2	27/39	69.2	10/28	35.7	15/19	78.9	13	23	36	23	9	5	2	19	23
CZE-SRB	Group Phase	68-81	FOR	24/58	41.4	16/37	43.2	8/21	38.1	12/13	92.3	8	30	38	19	15	2	1	24	16
			AGN	27/64	42.2	19/37	51.4	8/27	29.6	19/23	82.6	10	24	34	19	5	8	2	16	22
CZE-NED	Group Phase	88-80	FOR	34/62	54.8	25/40	62.5	9/22	40.9	11/14	78.6	9	28	37	23	15	6	2	21	16
			AGN	26/58	44.8	17/27	63.0	9/31	29.0	19/24	79.2	6	19	25	22	9	6	1	16	21

GLOBAL PARTNERS



Cumulative statistics

ESP - Spain  
After 3 games

No	Name	GP	MIN	MPG	Field Goals		2 Points		3 Points		Free Throws		Rebounds			AS	TO	ST	BS	PF	FD	+/-	PTS	PPG																				
					M/A	%	M/A	%	M/A	%	M/A	%	OR	DR	TOT																													
2	BROWN Lorenzo	3	55:52	18:37	11/26	42	5/16	31	6/10	60	5/7	71	1	2	3	18	6	3	5	5	11	33	11.0																					
4	PRADILLA Jaime	3	44:15	14:45	8/15	53	6/12	50	2/3	67	7/7	100	5	4	9	3	1	7	8	8	21	25	8.3																					
5	FERNANDEZ Rudy	3	46:34	15:31	7/19	37	1/2	50	6/17	35	4/5	80	2	4	6	5		1	3	6	20	24	8.0																					
6	LOPEZ-AROSTEGUI Xabi	3	64:40	21:33	9/17	53	6/8	75	3/9	33	1/1	100	3	3	6	5		3	9	6	10	22	7.3																					
7	FERNANDEZ Jaime	3	47:56	15:58	8/18	44	5/10	50	3/8	38	0/1	0		2	2	7		1	7	4	21	19	6.3																					
8	BRIZUELA Dario	3	45:48	15:16	7/16	44	5/7	71	2/9	22	4/6	67		1	1	7		2	4	3	31	20	6.7																					
9	DIAZ Alberto	3	46:50	15:36	4/13	31	1/2	50	3/11	27	3/4	75	1	2	3	5	3	1	5	5	17	14	4.7																					
11	SAIZ Sebastian	2	15:27	07:43	3/4	75	3/4	75			2/2	100	1	3	4		1		1	3	3	5	8	4.0																				
14	HERNANGOMEZ Willy	3	59:05	19:41	19/29	66	19/28	68	0/1	0	10/14	71	8	9	17	5	2	1	3	11	18	48	16.0																					
16	GARUBA Usman	3	52:41	17:33	7/12	58	7/11	64	0/1	0	1/4	25	7	8	15	3	3	2	1	4	3	17	15	5.0																				
41	HERNANGOMEZ Juancho	3	67:48	22:36	12/25	48	7/10	70	5/15	33	4/5	80	4	13	17	5		1	3	6	22	33	11.0																					
44	PARRA Joel	3	53:04	17:41	5/11	45	3/5	60	2/6	33	4/5	80	3	10	13	3	2	1	6	4	22	16	5.3																					
Team / Coach													9 4 13			5																												
Totals					100/205		49		68/115		59		32/90		36		45/61		74		44		65		109		66		23		22		3		60		64		43.0		277		92.3	
Opponents					83/187		44		52/105		50		31/82		38		37/52		71		43		62		105		53		41		12		5		66		57		-43.0		234		78.0	

AVERAGES PER GAME

	ESP	Opponents
Points from Turnovers	14	11
Points in the Paints	132	100
Second Chance Points	42	34
Fast Break Points	25	18
Bench Points	118	79

	ESP	Opponents
Total Field Goals Made	33.3	27.7
2 Points Field Goals Made	22.7	17.3
3 Points Field Goals Made	10.7	10.3
Free Throws Made	15.0	12.3
Offensive Rebounds	14.7	14.3
Defensive Rebounds	21.7	20.7
Total Rebounds	36.3	35.0
Assists	22.0	17.7
Fouls	20.0	22.0
Turnovers	7.7	13.7
Steals	7.3	4.0
Blocked Shots	1.0	1.7
Points from Turnovers	4.7	3.7
Points in the Paints	44.0	33.3
Second Chance Points	14.0	11.3
Fast Break Points	8.3	6.0
Bench Points	39.3	26.3

Games	Phase	Score		Field Goals		2 Points		3 Points		Free Throws		Rebounds			AS	TO	ST	BS	PF	FD
				M/A	%	M/A	%	M/A	%	M/A	%	OR	DR	TOT						
ESP-BUL	Group Phase	114-87	FOR	38/69	55.1	23/36	63.9	15/33	45.5	23/26	88.5	16	23	39	27	9	8	1	18	18
			AGN	30/68	44.1	19/35	54.3	11/33	33.3	16/20	80.0	17	15	32	22	13	5	0	18	17
GEO-ESP	Group Phase	64-90	FOR	36/74	48.6	27/46	58.7	9/28	32.1	9/12	75.0	16	23	39	23	4	7	1	20	22
			AGN	24/59	40.7	15/35	42.9	9/24	37.5	7/12	58.3	12	21	33	14	14	2	2	23	19
ESP-BEL	Group Phase	73-83	FOR	26/62	41.9	18/33	54.5	8/29	27.6	13/23	56.5	12	19	31	16	10	7	1	22	24
			AGN	29/60	48.3	18/35	51.4	11/25	44.0	14/20	70.0	14	26	40	17	14	5	3	25	21

GLOBAL PARTNERS



Cumulative statistics

EST - Estonia  
After 3 games

No	Name	GP	MIN	MPG	Field Goals		2 Points		3 Points		Free Throws		Rebounds			AS	TO	ST	BS	PF	FD	+/-	PTS	PPG					
					M/A	%	M/A	%	M/A	%	M/A	%	OR	DR	TOT														
0	DRELL Henri	3	78:26	26:08	9/18	50	4/6	67	5/12	42			2	11	13	6	6	6	2	7	5	-9	23	7.7					
2	RAIESTE Sander	3	39:03	13:01	4/10	40	3/6	50	1/4	25	4/4	100	2	4	6	2	2	1		4	3	-15	13	4.3					
7	SOKK Sten	2	08:32	04:16	1/4	25	1/3	33	0/1	0			1	1	1	1	1			1		-2	2	1.0					
9	TASS Matthias	3	33:14	11:04	1/5	20	1/5	20			1/2	50	2	2	4	4		1	3	2	-21	3	1.0						
11	VEINE Siim-Sander	3	59:00	19:40	7/22	32	2/7	29	5/15	33	1/2	50	1	3	4	3	1	1	1	6	3		20	6.7					
15	KOTSAR Maik-Kalev	3	83:46	27:55	17/34	50	17/33	52	0/1	0	6/11	55	8	8	16	5	2	5	2	7	13	-1	40	13.3					
20	NURGER Rauno	1	02:58	02:58									1	1								-3							
21	JOESAAR Janari	3	59:44	19:54	6/18	33	3/6	50	3/12	25	4/5	80	3	8	11	3	1	2		4	5	-18	19	6.3					
22	DORBEK Martin	3	17:52	05:57	0/1	0	0/1	0					2	2	1			1	4			-12							
33	KITSING Kristjan	3	60:34	20:11	4/14	29	0/4	0	4/10	40	12/13	92	1	4	5	1	4	1		4	6	-25	24	8.0					
44	KRIISA Kerr	3	75:42	25:14	11/31	35	5/11	45	6/20	30	6/8	75	3	3	18	9	2		5	12	1	34	11.3						
77	KULLAMAE Kristian	3	81:09	27:03	11/32	34	8/18	44	3/14	21	2/2	100		8	8	13	8	2		8	3	-20	27	9.0					
Team / Coach													6	11	17				3										
Totals					71/189	38	44/100	44	27/89	30	36/47	77	25	66	91	57	37	21	7	52	53	-25.0	205	68.3					
Opponents					87/181	48	66/109	61	21/72	29	35/50	70	31	94	125	59	46	25	9	52	52	25.0	230	76.7					

AVERAGES PER GAME

	EST	Opponents
Points from Turnovers	47	44
Points in the Paints	64	122
Second Chance Points	22	20
Fast Break Points	25	37
Bench Points	54	99

	EST	Opponents
Total Field Goals Made	23.7	29.0
2 Points Field Goals Made	14.7	22.0
3 Points Field Goals Made	9.0	7.0
Free Throws Made	12.0	11.7
Offensive Rebounds	8.3	10.3
Defensive Rebounds	22.0	31.3
Total Rebounds	30.3	41.7
Assists	19.0	19.7
Fouls	17.3	17.3
Turnovers	12.3	15.3
Steals	7.0	8.3
Blocked Shots	2.3	3.0
Points from Turnovers	15.7	14.7
Points in the Paints	21.3	40.7
Second Chance Points	7.3	6.7
Fast Break Points	8.3	12.3
Bench Points	18.0	33.0

Games	Phase	Score		Field Goals		2 Points		3 Points		Free Throws		Rebounds			AS	TO	ST	BS	PF	FD
				M/A	%	M/A	%	M/A	%	M/A	%	OR	DR	TOT						
ITA-EST	Group Phase	83-62	FOR	23/59	39.0	14/31	45.2	9/28	32.1	7/7	100.0	6	22	28	19	16	8	1	16	12
			AGN	33/67	49.3	23/37	62.2	10/30	33.3	7/9	77.8	12	30	42	24	13	10	2	12	16
EST-UKR	Group Phase	73-74	FOR	23/64	35.9	15/38	39.5	8/26	30.8	19/22	86.4	8	22	30	19	8	6	3	15	21
			AGN	28/55	50.9	23/33	69.7	5/22	22.7	13/20	65.0	6	31	37	19	15	6	4	20	15
CRO-EST	Group Phase	73-70	FOR	25/66	37.9	15/31	48.4	10/35	28.6	10/18	55.6	11	22	33	19	13	7	3	21	20
			AGN	26/59	44.1	20/39	51.3	6/20	30.0	15/21	71.4	13	33	46	16	18	9	3	20	21

GLOBAL PARTNERS



Cumulative statistics

FIN - Finland  
After 3 games

No	Name	GP	MIN	MPG	Field Goals		2 Points		3 Points		Free Throws		Rebounds			AS	TO	ST	BS	PF	FD	+/-	PTS	PPG	
					M/A	%	M/A	%	M/A	%	M/A	%	OR	DR	TOT										
1	LITTLE Miro	3	19:56	06:38	2/5	40	2/4	50	0/1	0			1	2	3	4	1			3	3	-6	4	1.3	
7	HUFF Shawn	3	46:07	15:22	4/14	29	4/8	50	0/6	0			1	4	5			2	8		5	8	2.7		
9	SALIN Sasu	3	71:11	23:43	9/21	43	0/2	0	9/19	47	3/3	100	2	9	11	10	5	4		5	8	17	30	10.0	
11	KOPONEN Petteri	3	44:27	14:49	4/9	44	1/2	50	3/7	43	2/2	100	1	4	5	5	1			4	2	-15	13	4.3	
14	KANTONEN Henri	3	42:56	14:18	4/11	36	2/5	40	2/6	33			2	6	8	8			5		16	10	3.3		
18	JANTUNEN Mikael	3	67:55	22:38	5/13	38	4/9	44	1/4	25	2/2	100	3	13	16	6	5	2	1	12	9	-17	13	4.3	
19	VALTONEN Elias	3	61:09	20:23	10/17	59	6/9	67	4/8	50	3/3	100	3	5	8	4	5	3	1	5	3	-10	27	9.0	
20	MADSEN Alexander	3	69:00	23:00	9/19	47	4/8	50	5/11	45	0/2	0	4	5	9	5	8	1	1	9	4	-6	23	7.7	
21	MAXHUNI Edon	3	70:06	23:22	11/26	42	7/13	54	4/13	31	3/3	100	2	5	7	9	11	1		3	5	-9	29	9.7	
23	MARKKANEN Lauri	3	79:21	26:27	20/43	47	14/27	52	6/16	38	22/24	92	6	18	24	9	8	4	2	5	19	2	68	22.7	
35	SEPPALA Ilari	2	31:12	15:36	3/7	43	1/1	100	2/6	33	3/3	100	1		1	8	1			6	2	7	11	5.5	
41	PALMI Topias	3	21:40	07:13	4/10	40	2/5	40	2/5	40			1	2	3	1	1				2	6	10	3.3	
Team / Coach													5 6 11			2									
Totals					85/195	44	47/93	50	38/102	37	38/42	90	32	79	111	69	48	15	7	65	57	-2.0	246	82.0	
Opponents					83/194	43	55/112	49	28/82	34	54/74	73	40	78	118	71	40	26	5	57	64	2.0	248	82.7	

AVERAGES PER GAME

	FIN	Opponents
Points from Turnovers	40	54
Points in the Paints	70	98
Second Chance Points	35	38
Fast Break Points	59	29
Bench Points	98	99

	FIN	Opponents
Total Field Goals Made	28.3	27.7
2 Points Field Goals Made	15.7	18.3
3 Points Field Goals Made	12.7	9.3
Free Throws Made	12.7	18.0
Offensive Rebounds	10.7	13.3
Defensive Rebounds	26.3	26.0
Total Rebounds	37.0	39.3
Assists	23.0	23.7
Fouls	21.7	19.0
Turnovers	16.0	13.3
Steals	5.0	8.7
Blocked Shots	2.3	1.7
Points from Turnovers	13.3	18.0
Points in the Paints	23.3	32.7
Second Chance Points	11.7	12.7
Fast Break Points	19.7	9.7
Bench Points	32.7	33.0

Games	Phase	Score		Field Goals		2 Points		3 Points		Free Throws		Rebounds			AS	TO	ST	BS	PF	FD
				M/A	%	M/A	%	M/A	%	M/A	%	OR	DR	TOT						
ISR-FIN	Group Phase	89-87	FOR	28/67	41.8	16/36	44.4	12/31	38.7	19/20	95.0	15	35	50	21	18	5	4	22	21
			AGN	30/78	38.5	20/45	44.4	10/33	30.3	19/26	73.1	19	25	44	26	9	10	3	21	22
FIN-POL	Group Phase	89-59	FOR	31/65	47.7	14/27	51.9	17/38	44.7	10/12	83.3	8	25	33	27	11	4	2	25	20
			AGN	16/51	31.4	10/30	33.3	6/21	28.6	21/31	67.7	11	26	37	15	18	6	1	20	24
SRB-FIN	Group Phase	100-70	FOR	26/63	41.3	17/30	56.7	9/33	27.3	9/10	90.0	9	19	28	21	19	6	1	18	16
			AGN	37/65	56.9	25/37	67.6	12/28	42.9	14/17	82.4	10	27	37	30	13	10	1	16	18

GLOBAL PARTNERS





Cumulative statistics

FRA - France  
After 3 games

No	Name	GP	MIN	MPG	Field Goals		2 Points		3 Points		Free Throws		Rebounds			AS	TO	ST	BS	PF	FD	+/-	PTS	PPG	
					M/A	%	M/A	%	M/A	%	M/A	%	OR	DR	TOT										
0	OKOBO Elie	3	32:53	10:57	1/8	13	1/6	17	0/2	0			1	4	5	3	3	1		5	2	-25	2	0.7	
2	M'BAYE Amath	2	16:42	08:21	2/4	50	0/1	0	2/3	67			2	2		1			3		-12	6	3.0		
3	LUWAWU-CABARROT Timothe	3	59:49	19:56	6/12	50	4/7	57	2/5	40	2/2	100	1	8	9	1	4		7	3	-20	16	5.3		
4	HEURTEL Thomas	3	63:35	21:11	5/16	31	2/8	25	3/8	38	1/2	50	1	2	3	18	7	2	4	2	-29	14	4.7		
7	YABUSELE Guerschon	3	78:34	26:11	17/28	61	13/21	62	4/7	57	6/9	67	3	9	12	3	7		1	4	8	-8	44	14.7	
10	FOURNIER Evan	3	83:31	27:50	15/40	38	7/20	35	8/20	40	8/12	67	2	6	8	9	3	5		5	8	14	46	15.3	
11	MALEDON Theo	2	17:51	08:55	2/8	25	2/2	100	0/6	0	4/5	80	2	2	2	2			1	4	-3	8	4.0		
17	POIRIER Vincent	3	50:32	16:50	9/14	64	9/14	64			6/6	100	3	10	13	2	4		2	5	6	24	8.0		
21	ALBICY Andrew	3	57:04	19:01	1/3	33	1/1	100	0/2	0	2/4	50	5	5	8	3	4		6	7	22	4	1.3		
22	TARPEY Terry	3	45:24	15:08	4/8	50	2/5	40	2/3	67	2/2	100	2	4	6	5		6	2	3	2	26	12	4.0	
27	GOBERT Rudy	3	76:59	25:39	11/20	55	11/18	61	0/2	0	12/15	80	3	22	25		8	3	2	9	12	13	34	11.3	
93	FALL Moustapha	2	17:06	08:33	1/3	33	1/3	33			6/6	100	2	2	2	1			1	4	4	-3	8	4.0	
Team / Coach													5	4	9	4									
Totals					74/164	45	53/106	50	21/58	36	49/63	78	23	78	101	52	46	21	8	56	58	-5.0	218	72.7	
Opponents					79/183	43	51/99	52	28/84	33	37/45	82	26	68	94	48	43	23	5	59	56	5.0	223	74.3	

AVERAGES PER GAME

	FRA	Opponents
Points from Turnovers	39	49
Points in the Paints	90	86
Second Chance Points	26	25
Fast Break Points	22	10
Bench Points	77	92

	FRA	Opponents
Total Field Goals Made	24.7	26.3
2 Points Field Goals Made	17.7	17.0
3 Points Field Goals Made	7.0	9.3
Free Throws Made	16.3	12.3
Offensive Rebounds	7.7	8.7
Defensive Rebounds	26.0	22.7
Total Rebounds	33.7	31.3
Assists	17.3	16.0
Fouls	18.7	19.7
Turnovers	15.3	14.3
Steals	7.0	7.7
Blocked Shots	2.7	1.7
Points from Turnovers	13.0	16.3
Points in the Paints	30.0	28.7
Second Chance Points	8.7	8.3
Fast Break Points	7.3	3.3
Bench Points	25.7	30.7

Games	Phase	Score		Field Goals		2 Points		3 Points		Free Throws		Rebounds			AS	TO	ST	BS	PF	FD
				M/A	%	M/A	%	M/A	%	M/A	%	OR	DR	TOT						
FRA-GER	Group Phase	63-76	FOR	20/52	38.5	13/31	41.9	7/21	33.3	16/24	66.7	8	27	35	14	17	6	3	14	21
			AGN	29/65	44.6	19/33	57.6	10/32	31.3	8/8	100.0	8	23	31	17	9	10	1	21	14
LTU-FRA	Group Phase	73-77	FOR	27/60	45.0	20/42	47.6	7/18	38.9	16/19	84.2	7	23	30	14	9	11	4	21	17
			AGN	25/58	43.1	18/35	51.4	7/23	30.4	16/18	88.9	9	29	38	16	17	2	2	17	21
FRA-HUN	Group Phase	78-74	FOR	27/52	51.9	20/33	60.6	7/19	36.8	17/20	85.0	8	28	36	24	20	4	1	21	20
			AGN	25/60	41.7	14/31	45.2	11/29	37.9	13/19	68.4	9	16	25	15	17	11	2	21	21

GLOBAL PARTNERS

Cumulative statistics

GBR - Great Britain  
After 3 games

No	Name	GP	MIN	MPG	Field Goals		2 Points		3 Points		Free Throws		Rebounds			AS	TO	ST	BS	PF	FD	+/-	PTS	PPG
					M/A	%	M/A	%	M/A	%	M/A	%	OR	DR	TOT									
0	OLASENI Gabriel	3	83:36	27:52	9/23	39	9/23	39			10/11	91	11	14	25	3	6	3	3	12	10	-37	28	9.3
00	SOKO Ovie	3	62:43	20:54	7/25	28	7/23	30	0/2	0	10/14	71	5	8	13	7	5	2		9	9	-30	24	8.0
3	MOCKFORD Benjamin	3	43:16	14:25	1/7	14	0/3	0	1/4	25					2		2		3		-46	3	1.0	
6	NELSON Luke	3	82:34	27:31	14/34	41	4/13	31	10/21	48	4/7	57		9	9	14	9	4		4	7	-29	42	14.0
10	CLARK Dan	3	44:38	14:52	5/13	38	3/4	75	2/9	22	2/3	67		5	5	2	7	2		1	1	-30	14	4.7
13	BIGBY-WILLIAMS Kavell	3	23:32	07:50	4/9	44	4/9	44					2	8	10		1					-16	8	2.7
22	HESSON Myles	3	83:05	27:41	15/44	34	12/31	39	3/13	23	8/9	89	3	10	13	7	8	2	1	6	13	-49	41	13.7
23	LAUTIER-OGUNLEYE Dwayne	2	03:24	01:42									1	1							1	4		
24	WHEATLE Carl	3	78:58	26:19	6/18	33	4/12	33	2/6	33	4/6	67	6	10	16	9	3	3		7	5	-34	18	6.0
32	WHELAN Patrick	3	38:38	12:52	7/15	47	4/7	57	3/8	38	1/1	100	2	1	3	5	3			3	3	-17	18	6.0
33	ANDERSON Jamell	1	09:39	09:39	1/3	33		1/3	33				1	1						1	1	-9	3	3.0
77	VAN OOSTRUM Devon	3	45:57	15:19	1/10	10	1/6	17	0/4	0	2/2	100		8	8	7	4	1		4	3	-37	4	1.3
Team / Coach																								
Totals					70/201	35	48/131	37	22/70	31	41/53	77	37	79	116	56	47	19	4	51	53	-66.0	203	67.7
Opponents					99/202	49	67/111	60	32/91	35	39/49	80	28	94	122	73	36	29	17	54	51	66.0	269	89.7

AVERAGES PER GAME

	GBR	Opponents
Points from Turnovers	29	70
Points in the Paints	70	122
Second Chance Points	31	17
Fast Break Points	25	63
Bench Points	62	132

	GBR	Opponents
Total Field Goals Made	23.3	33.0
2 Points Field Goals Made	16.0	22.3
3 Points Field Goals Made	7.3	10.7
Free Throws Made	13.7	13.0
Offensive Rebounds	12.3	9.3
Defensive Rebounds	26.3	31.3
Total Rebounds	38.7	40.7
Assists	18.7	24.3
Fouls	17.0	18.0
Turnovers	15.7	12.0
Steals	6.3	9.7
Blocked Shots	1.3	5.7
Points from Turnovers	9.7	23.3
Points in the Paints	23.3	40.7
Second Chance Points	10.3	5.7
Fast Break Points	8.3	21.0
Bench Points	20.7	44.0

Games	Phase	Score		Field Goals		2 Points		3 Points		Free Throws		Rebounds			AS	TO	ST	BS	PF	FD
				M/A	%	M/A	%	M/A	%	M/A	%	OR	DR	TOT						
UKR-GBR	Group Phase	90-61	FOR	22/66	33.3	13/44	29.5	9/22	40.9	8/14	57.1	14	29	43	15	20	5	2	15	16
			AGN	33/74	44.6	21/40	52.5	12/34	35.3	12/16	75.0	13	30	43	22	9	10	5	16	16
GBR-CRO	Group Phase	65-86	FOR	22/72	30.6	16/47	34.0	6/25	24.0	15/16	93.8	11	25	36	17	11	6	1	19	16
			AGN	31/62	50.0	23/34	67.6	8/28	28.6	16/20	80.0	7	39	46	24	15	8	6	17	19
GBR-GRE	Group Phase	77-93	FOR	26/63	41.3	19/40	47.5	7/23	30.4	18/23	78.3	12	25	37	24	16	8	1	17	21
			AGN	35/66	53.0	23/37	62.2	12/29	41.4	11/13	84.6	8	25	33	27	12	11	6	21	16

GLOBAL PARTNERS



## Cumulative statistics

### GEO - Georgia After 3 games

No	Name	GP	MIN	MPG	Field Goals		2 Points		3 Points		Free Throws		Rebounds			AS	TO	ST	BS	PF	FD	+/-	PTS	PPG
					M/A	%	M/A	%	M/A	%	M/A	%	OR	DR	TOT									
4	ANDRONIKASHVILI Rati	3	87:09	29:03	15/29	52	14/22	64	1/7	14	2/4	50	3	4	7	7	6	4	1	10	7	-10	33	11.0
5	MAMUKELASHVILI Alexander	3	10:58	36:59	19/39	49	14/25	56	5/14	36	5/5	100	11	23	34	6	7	2	2	6	8	-4	48	16.0
6	JINTCHARADZE Kakhaber	3	57:57	19:19	3/11	27	2/7	29	1/4	25	2/2	100	2	6	8	1	1	2	5	2	-4	9	3.0	
7	BURJANADZE Beka	3	42:41	14:13	2/14	14	1/7	14	1/7	14	7/11	64	2	4	6	3	1	1	1	8	-6	12	4.0	
8	TSINTSADZE George	3	31:03	10:21	2/9	22	1/4	25	1/5	20			1	1	4	6	1	4	2	-18	5	1.7		
9	SHERMADINI Giorgi	3	66:58	22:19	13/17	76	13/17	76			3/7	43	4	11	15	3	6	1	2	11	9	-23	29	9.7
10	SANADZE Duda	3	82:40	27:33	10/28	36	5/11	45	5/17	29	2/3	67		14	14	4	6	1	10	9	-15	27	9.0	
17	BERISHVILI Mikhail	1	09:42	09:42	1/2	50			1/2	50			1	1	2	1			3		-2	3	3.0	
18	BOKOLISHVILI Merab	2	06:39	03:19	2/3	67	1/2	50	1/1	100						1					-4	5	2.5	
25	MCFADDEN Thaddus	3	06:37	35:32	11/38	29	2/6	33	9/32	28	9/11	82	1	9	10	14	8	2	1	7	10	-19	40	13.3
33	BEKAURI Beka	3	34:35	11:31	1/4	25	1/4	25			1/2	50	1	5	6	1	2	1	1	5	2	-21	3	1.0
35	BITADZE Goga	2	38:01	19:00	5/8	63	5/6	83	0/2	0	4/6	67	5	5	10		2	1	3	3	8	6	14	7.0
Team / Coach																								
Totals					84/202	42	59/111	53	25/91	28	35/51	69	36	89	125	44	48	16	10	68	65	-24.0	228	76.0
Opponents					92/219	42	64/126	51	28/93	30	40/58	69	40	80	120	54	30	23	4	70	61	24.0	252	84.0

### AVERAGES PER GAME

	GEO	Opponents
Points from Turnovers	16	21
Points in the Paints	110	102
Second Chance Points	21	26
Fast Break Points	25	25
Bench Points	53	110

	GEO	Opponents
Total Field Goals Made	28.0	30.7
2 Points Field Goals Made	19.7	21.3
3 Points Field Goals Made	8.3	9.3
Free Throws Made	11.7	13.3
Offensive Rebounds	12.0	13.3
Defensive Rebounds	29.7	26.7
Total Rebounds	41.7	40.0
Assists	14.7	18.0
Fouls	22.7	23.3
Turnovers	16.0	10.0
Steals	5.3	7.7
Blocked Shots	3.3	1.3
Points from Turnovers	5.3	7.0
Points in the Paints	36.7	34.0
Second Chance Points	7.0	8.7
Fast Break Points	8.3	8.3
Bench Points	17.7	36.7

Games	Phase	Score		Field Goals		2 Points		3 Points		Free Throws		Rebounds			AS	TO	ST	BS	PF	FD
				M/A	%	M/A	%	M/A	%	M/A	%	OR	DR	TOT						
BEL-GEO	Group Phase	79-76	FOR	25/59	42.4	17/30	56.7	8/29	27.6	18/26	69.2	11	33	44	17	20	5	6	23	26
			AGN	26/66	39.4	14/34	41.2	12/32	37.5	15/24	62.5	10	26	36	12	15	11	1	27	21
GEO-ESP	Group Phase	64-90	FOR	24/59	40.7	15/35	42.9	9/24	37.5	7/12	58.3	12	21	33	14	14	2	2	23	19
			AGN	36/74	48.6	27/46	58.7	9/28	32.1	9/12	75.0	16	23	39	23	4	7	1	20	22
TUR-GEO	Group Phase	83-88	FOR	35/84	41.7	27/46	58.7	8/38	21.1	10/13	76.9	13	35	48	13	14	9	2	22	20
			AGN	30/79	38.0	23/46	50.0	7/33	21.2	16/22	72.7	14	31	45	19	11	5	2	23	18

### GLOBAL PARTNERS



Cumulative statistics

GER - Germany  
After 3 games

No	Name	GP	MIN	MPG	Field Goals		2 Points		3 Points		Free Throws		Rebounds			AS	TO	ST	BS	PF	FD	+/-	PTS	PPG			
					M/A	%	M/A	%	M/A	%	M/A	%	OR	DR	TOT												
4	LO Maodo	3	76:01	25:20	13/27	48	5/8	63	8/19	42	4/6	67	1	4	5	8	3	2		6	7	32	38	12.7			
5	GIFFEY Niels	3	50:45	16:55	9/13	69	5/8	63	4/5	80	2/2	100		6	6	1	3	1		6	3	20	24	8.0			
6	WEILER-BABB Nick	3	51:43	17:14	3/8	38	2/3	67	1/5	20			1	3	4	1	1	1		5	2	-7	7	2.3			
7	VOIGTMANN Johannes	3	79:57	26:39	8/18	44	6/9	67	2/9	22	1/2	50	5	13	18	5	4	1	1	9	5	19	19	6.3			
9	WAGNER Franz	3	87:32	29:10	22/40	55	16/28	57	6/12	50	8/8	100	2	14	16	5	3	3	3	10	8	3	58	19.3			
10	THEIS Daniel	3	67:55	22:38	9/23	39	6/13	46	3/10	30			3	14	17	5	1	1		10	2	2	21	7.0			
17	SCHRODER Dennis	3	99:59	33:19	20/58	34	17/39	44	3/19	16	11/12	92	1	8	9	22	8	3	1	5	13	17	54	18.0			
18	WOHLFARTH-BOTTERMANN Jonas	3	14:51	04:57	2/2	100	2/2	100					3	2	5	1	1	1	3	7	3	-7	4	1.3			
21	HOLLATZ Justus																										
32	THIEMANN Johannes	3	76:32	25:30	8/15	53	6/10	60	2/5	40	12/12	100	4	9	13	2	2	1	1	10	11	36	30	10.0			
42	OBST Andreas	3	44:45	14:55	6/15	40	1/2	50	5/13	38	5/6	83	2	2	4		2	2		5	3	10	22	7.3			
43	SENGELDER Christian																										
Team / Coach																11	7	18			2						
Totals					100/219	46	66/122	54	34/97	35	43/48	90	33	82	115	50	30	16	9	74	57	25.0	277	92.3			
Opponents					89/199	45	69/129	54	20/70	29	54/76	71	33	85	118	53	37	18	11	61	71	-25.0	252	84.0			

AVERAGES PER GAME

	GER	Opponents
Points from Turnovers	41	32
Points in the Paints	116	122
Second Chance Points	37	44
Fast Break Points	14	17
Bench Points	126	74

	GER	Opponents
Total Field Goals Made	33.3	29.7
2 Points Field Goals Made	22.0	23.0
3 Points Field Goals Made	11.3	6.7
Free Throws Made	14.3	18.0
Offensive Rebounds	11.0	11.0
Defensive Rebounds	27.3	28.3
Total Rebounds	38.3	39.3
Assists	16.7	17.7
Fouls	24.7	20.3
Turnovers	10.0	12.3
Steals	5.3	6.0
Blocked Shots	3.0	3.7
Points from Turnovers	13.7	10.7
Points in the Paints	38.7	40.7
Second Chance Points	12.3	14.7
Fast Break Points	4.7	5.7
Bench Points	42.0	24.7

Games	Phase	Score		Field Goals		2 Points		3 Points		Free Throws		Rebounds			AS	TO	ST	BS	PF	FD
				M/A	%	M/A	%	M/A	%	M/A	%	OR	DR	TOT						
FRA-GER	Group Phase	63-76	FOR	29/65	44.6	19/33	57.6	10/32	31.3	8/8	100.0	8	23	31	17	9	10	1	21	14
			AGN	20/52	38.5	13/31	41.9	7/21	33.3	16/24	66.7	8	27	35	14	17	6	3	14	21
GER-BIH	Group Phase	92-82	FOR	29/64	45.3	18/38	47.4	11/26	42.3	23/25	92.0	11	31	42	18	14	2	6	20	21
			AGN	33/69	47.8	27/45	60.0	6/24	25.0	10/17	58.8	9	24	33	19	8	8	5	24	19
LTU-GER	Group Phase	107-109	FOR	42/90	46.7	29/51	56.9	13/39	33.3	12/15	80.0	14	28	42	15	7	4	2	33	22
			AGN	36/78	46.2	29/53	54.7	7/25	28.0	28/35	80.0	16	34	50	20	12	4	3	23	31

GLOBAL PARTNERS



Cumulative statistics

GRE - Greece  
After 3 games

No	Name	GP	MIN	MPG	Field Goals		2 Points		3 Points		Free Throws		Rebounds			AS	TO	ST	BS	PF	FD	+/-	PTS	PPG	
					M/A	%	M/A	%	M/A	%	M/A	%	OR	DR	TOT										
2	DORSEY Tyler	3	74:35	24:51	16/32	50	4/10	40	12/22	55	11/13	85	1	7	8	5	4	4		5	6	-16	55	18.3	
4	LOUNTZIS Michail	2	25:54	12:57	3/6	50	1/2	50	2/4	50	2/2	100		2	2	5		1	1	2	4	29	10	5.0	
5	LARENTZAKIS Giannoulis	3	25:30	08:30	3/8	38	1/1	100	2/7	29	2/2	100		3	3		1	3	1	2	2	10	10	3.3	
7	AGRAVANIS Dimitrios	3	72:48	24:16	10/17	59	4/6	67	6/11	55	3/6	50	5	8	13	3	6	5	5	6	5	2	29	9.7	
8	CALATHES Nick	3	66:24	22:08	9/26	35	8/17	47	1/9	11			1	8	9	15	2	1		6	2	-9	19	6.3	
10	SLOUKAS Kostas	3	68:10	22:43	12/21	57	6/11	55	6/10	60	4/4	100		5	5	10	5	1		3	4	35	34	11.3	
14	PAPAGIANNIS Georgios	2	26:07	13:03	8/11	73	8/11	73			1/1	100		7	7				1	5	1	28	17	8.5	
16	PAPANIKOLAOU Kostas	3	84:15	28:05	8/19	42	4/6	67	4/13	31	2/4	50	5	14	19	8	2	7	2	6	6	8	22	7.3	
19	PAPAPETROU Ioannis	3	53:23	17:47	2/12	17	2/7	29	0/5	0	3/4	75	2	6	8	1	2			6	4	28	7	2.3	
34	ANTETOKOUNMPO Giannis	2	59:11	29:35	17/39	44	16/30	53	1/9	11	17/20	85	7	15	22	9	5	4	4	3	16	2	52	26.0	
37	ANTETOKOUNMPO Kostas																								
43	ANTETOKOUNMPO Thanasis	3	43:43	14:34	4/12	33	3/5	60	1/7	14	3/5	60	1	4	5	1		2	2	8	2	3	12	4.0	
Team / Coach													9 5 14			2									
Totals					92/203		45 57/106		54 35/97		36 48/61		79 31 84		115 58 31			28 16 53		52 24.0		267 89.0			
Opponents					84/197		43 54/108		50 30/89		34 45/55		82 31 85		116 59 44			18 6 56		51 -24.0		243 81.0			

AVERAGES PER GAME

	GRE	Opponents
Points from Turnovers	51	36
Points in the Paints	102	92
Second Chance Points	28	37
Fast Break Points	60	29
Bench Points	102	55

	GRE	Opponents
Total Field Goals Made	30.7	28.0
2 Points Field Goals Made	19.0	18.0
3 Points Field Goals Made	11.7	10.0
Free Throws Made	16.0	15.0
Offensive Rebounds	10.3	10.3
Defensive Rebounds	28.0	28.3
Total Rebounds	38.3	38.7
Assists	19.3	19.7
Fouls	17.7	18.7
Turnovers	10.3	14.7
Steals	9.3	6.0
Blocked Shots	5.3	2.0
Points from Turnovers	17.0	12.0
Points in the Paints	34.0	30.7
Second Chance Points	9.3	12.3
Fast Break Points	20.0	9.7
Bench Points	34.0	18.3

Games	Phase	Score		Field Goals		2 Points		3 Points		Free Throws		Rebounds			AS	TO	ST	BS	PF	FD
				M/A	%	M/A	%	M/A	%	M/A	%	OR	DR	TOT						
CRO-GRE	Group Phase	85-89	FOR	30/77	39.0	20/44	45.5	10/33	30.3	19/25	76.0	16	28	44	17	9	11	5	14	16
			AGN	32/63	50.8	22/36	61.1	10/27	37.0	11/13	84.6	4	33	37	15	18	5	2	18	13
GRE-ITA	Group Phase	85-81	FOR	27/60	45.0	14/25	56.0	13/35	37.1	18/23	78.3	7	31	38	14	10	6	5	18	20
			AGN	26/71	36.6	13/32	40.6	13/39	33.3	16/19	84.2	15	27	42	20	10	5	3	21	17
GBR-GRE	Group Phase	77-93	FOR	35/66	53.0	23/37	62.2	12/29	41.4	11/13	84.6	8	25	33	27	12	11	6	21	16
			AGN	26/63	41.3	19/40	47.5	7/23	30.4	18/23	78.3	12	25	37	24	16	8	1	17	21

GLOBAL PARTNERS

Cumulative statistics

HUN - Hungary  
After 3 games

No	Name	GP	MIN	MPG	Field Goals		2 Points		3 Points		Free Throws		Rebounds			AS	TO	ST	BS	PF	FD	+/-	PTS	PPG																				
					M/A	%	M/A	%	M/A	%	M/A	%	OR	DR	TOT																													
1	HOPKINS Mikael	3	63:10	21:03	10/24	42	5/12	42	5/12	42	6/6	100	4	12	16	1	4	4	1	11	9	-30	31	10.3																				
5	ALLEN Rosco	3	58:17	19:25	6/13	46	4/10	40	2/3	67	1/2	50	2	7	9	1	1	2	9	2	-46	15	5.0																					
6	KELLER Akos	3	47:28	15:49	6/12	50	5/9	56	1/3	33	1/6	17	2	4	6	1	3	2	3	5	5	-10	14	4.7																				
8	HANGA Adam	2	57:26	28:43	12/29	41	7/14	50	5/15	33	5/9	56	2	9	11	5	3		2	8	2	34	17.0																					
9	VOJVODA David	3	88:06	29:22	13/33	39	7/16	44	6/17	35	2/3	67		2	2	10	6	4	8	6	-40	34	11.3																					
11	BENKE Szilard	3	67:45	22:35	12/23	52	7/12	58	5/11	45	3/3	100	3	7	10	9	1	6	1	6	6	-56	32	10.7																				
12	SOMOGYI Adam	1	12:44	12:44	4/6	67	2/4	50	2/2	100				1	1	2	1		1	1	9	10	10.0																					
14	GOLOMAN Gyorgy	1	09:22	09:22	1/2	50	1/2	50			1/2	50		1	1	1	1		2	1	1	11	3	3.0																				
15	FERENCZ Csaba	1	12:26	12:26	0/1	0	0/1	0						1	1				1	2		5																						
20	PERL Zoltan	3	60:21	20:07	7/24	29	6/20	30	1/4	25	5/6	83	3	7	10	13	1	5	2	5	7	25	20	6.7																				
22	EILINGSFELD Janos	3	61:43	20:34	13/20	65	11/14	79	2/6	33	3/4	75	5	6	11	2	3	1		6	2	15	31	10.3																				
25	VARADI Benedek	3	61:12	20:24	9/19	47	6/9	67	3/10	30	2/2	100	4	3	7	10	5	3	4	4	-30	23	7.7																					
Team / Coach													4 5 9			7																												
Totals					93/206		45		61/123		50		32/83		39		29/43		67		30		64		94		55		35		27		10		61		51		-29.0		247		82.3	
Opponents					99/199		50		67/118		57		32/81		40		46/59		78		41		85		126		72		40		11		9		52		59		29.0		276		92.0	

AVERAGES PER GAME

	HUN	Opponents
Points from Turnovers	53	30
Points in the Paints	110	126
Second Chance Points	31	39
Fast Break Points	37	36
Bench Points	104	105

	HUN	Opponents
Total Field Goals Made	31.0	33.0
2 Points Field Goals Made	20.3	22.3
3 Points Field Goals Made	10.7	10.7
Free Throws Made	9.7	15.3
Offensive Rebounds	10.0	13.7
Defensive Rebounds	21.3	28.3
Total Rebounds	31.3	42.0
Assists	18.3	24.0
Fouls	20.3	17.3
Turnovers	11.7	13.3
Steals	9.0	3.7
Blocked Shots	3.3	3.0
Points from Turnovers	17.7	10.0
Points in the Paints	36.7	42.0
Second Chance Points	10.3	13.0
Fast Break Points	12.3	12.0
Bench Points	34.7	35.0

Games	Phase	Score		Field Goals		2 Points		3 Points		Free Throws		Rebounds			AS	TO	ST	BS	PF	FD
				M/A	%	M/A	%	M/A	%	M/A	%	OR	DR	TOT						
BIH-HUN	Group Phase	95-85	FOR	34/72	47.2	24/43	55.8	10/29	34.5	7/12	58.3	12	22	34	19	10	7	3	23	16
			AGN	34/69	49.3	25/47	53.2	9/22	40.9	18/25	72.0	17	25	42	23	9	3	4	16	22
HUN-SLO	Group Phase	88-103	FOR	34/74	45.9	23/49	46.9	11/25	44.0	9/12	75.0	9	26	35	21	8	9	5	17	14
			AGN	38/78	48.7	22/38	57.9	16/40	40.0	11/14	78.6	16	32	48	25	11	4	4	15	17
FRA-HUN	Group Phase	78-74	FOR	25/60	41.7	14/31	45.2	11/29	37.9	13/19	68.4	9	16	25	15	17	11	2	21	21
			AGN	27/52	51.9	20/33	60.6	7/19	36.8	17/20	85.0	8	28	36	24	20	4	1	21	20

GLOBAL PARTNERS



Cumulative statistics

ISR - Israel  
After 3 games

No	Name	GP	MIN	MPG	Field Goals		2 Points		3 Points		Free Throws		Rebounds			AS	TO	ST	BS	PF	FD	+/-	PTS	PPG						
					M/A	%	M/A	%	M/A	%	M/A	%	OR	DR	TOT															
4	SORKIN Roman	3	34:39	11:33	6/13	46	6/13	46			4/4	100	2	6	8	2	1	1	1	3	2	-12	16	5.3						
7	MEKEL Gal	3	64:13	21:24	5/18	28	3/13	23	2/5	40	6/6	100	2	9	11	10			5	6	6	18	6.0							
8	AVDIJA Deni	3	96:33	32:11	14/32	44	8/17	47	6/15	40	13/18	72	4	23	27	7	10	3	4	7	18	-2	47	15.7						
10	PNINI Guy	3	46:34	15:31	3/12	25	0/2	0	3/10	30	4/5	80	1	1	2	2			6	2	8	13	4.3							
11	MADAR Yam	3	51:48	17:16	10/20	50	4/8	50	6/12	50	5/5	100	2	3	5	6	4	2	1	2	5	11	31	10.3						
12	MENCO Rafael	3	30:13	10:04	3/8	38	1/3	33	2/5	40			1	2	3	3	1	1	1	1	1	8	2.7							
15	COHEN Jake	3	41:37	13:52	7/17	41	5/12	42	2/5	40	1/2	50	4	7	11	2	3	2		6	5	-1	17	5.7						
20	ZALMANSON Idan	1	04:11	04:11	0/1	0	0/1	0					1	1						1	1	-6								
30	LEVI Nimrod	3	61:01	20:20	7/21	33	5/11	45	2/10	20	2/2	100	2	4	6	4	5	4	1	9	6	-9	18	6.0						
41	GINAT Tomer	3	66:54	22:18	11/25	44	11/20	55	0/5	0	3/6	50	8	5	13	11	1	7	1	5	6	16	25	8.3						
45	BLATT Tamir	3	78:17	26:05	8/20	40	1/3	33	7/17	41	3/4	75	1	7	8	19	4	1		5	5	-3	26	8.7						
50	ZOOSMAN Yovel	3	49:00	16:20	7/14	50	3/5	60	4/9	44	2/2	100	3	1	4	2	3	3	1	3	2	-8	20	6.7						
Team / Coach													10 9 19			2														
Totals					81/201		40		47/108		44		34/93		37		43/54		80		39 78		117		68 36 24		9 53 58		0.0 239 79.7	
Opponents					84/186		45		50/100		50		34/86		40		37/47		79		27 86		113		64 45 19		9 58 53		0.0 239 79.7	

AVERAGES PER GAME

	ISR	Opponents
Points from Turnovers	53	44
Points in the Paints	82	86
Second Chance Points	29	29
Fast Break Points	35	35
Bench Points	123	62

	ISR	Opponents
Total Field Goals Made	27.0	28.0
2 Points Field Goals Made	15.7	16.7
3 Points Field Goals Made	11.3	11.3
Free Throws Made	14.3	12.3
Offensive Rebounds	13.0	9.0
Defensive Rebounds	26.0	28.7
Total Rebounds	39.0	37.7
Assists	22.7	21.3
Fouls	17.7	19.3
Turnovers	12.0	15.0
Steals	8.0	6.3
Blocked Shots	3.0	3.0
Points from Turnovers	17.7	14.7
Points in the Paints	27.3	28.7
Second Chance Points	9.7	9.7
Fast Break Points	11.7	11.7
Bench Points	41.0	20.7

Games	Phase	Score		Field Goals		2 Points		3 Points		Free Throws		Rebounds			AS	TO	ST	BS	PF	FD
				M/A	%	M/A	%	M/A	%	M/A	%	OR	DR	TOT						
ISR-FIN	Group Phase	89-87	FOR	30/78	38.5	20/45	44.4	10/33	30.3	19/26	73.1	19	25	44	26	9	10	3	21	22
			AGN	28/67	41.8	16/36	44.4	12/31	38.7	19/20	95.0	15	35	50	21	18	5	4	22	21
NED-ISR	Group Phase	67-74	FOR	24/61	39.3	14/34	41.2	10/27	37.0	16/17	94.1	13	26	39	18	14	7	3	18	18
			AGN	24/55	43.6	15/30	50.0	9/25	36.0	10/14	71.4	4	24	28	17	15	7	3	18	18
POL-ISR	Group Phase	85-76	FOR	27/62	43.5	13/29	44.8	14/33	42.4	8/11	72.7	7	27	34	24	13	7	3	14	18
			AGN	32/64	50.0	19/34	55.9	13/30	43.3	8/13	61.5	8	27	35	26	12	7	2	18	14

GLOBAL PARTNERS



Cumulative statistics

ITA - Italy  
After 3 games

No	Name	GP	MIN	MPG	Field Goals		2 Points		3 Points		Free Throws		Rebounds			AS	TO	ST	BS	PF	FD	+/-	PTS	PPG
					M/A	%	M/A	%	M/A	%	M/A	%	OR	DR	TOT									
0	SPISSU Marco	3	70:20	23:26	4/13	31	0/1	0	4/12	33	4/4	100	7	7	15	5	1		6	6	10	16	5.3	
1	MANNION Nico	3	47:57	15:59	10/29	34	9/18	50	1/11	9	5/6	83	2	5	7	6	5	2		2	7	-9	26	8.7
6	BILIGHA Paul	2	09:22	04:41	1/2	50	1/2	50					2	2			1		1	1		1	2	1.0
7	TONUT Stefano	3	85:48	28:36	10/26	38	6/14	43	4/12	33	0/1	0	4	6	10	6	6	4		7	4	-8	24	8.0
9	MELLI Nicolò	3	77:05	25:41	10/21	48	9/16	56	1/5	20	6/8	75	3	9	12	5	5	6	1	11	10	12	27	9.0
13	FONTECCHIO Simone	3	85:54	28:38	23/47	49	14/23	61	9/24	38	4/6	67	2	10	12	12	6	5	2	2	6	24	59	19.7
16	TESSITORI Amedeo Vittorio	1	02:08	02:08																		-1		
17	RICCI Giampaolo	3	54:17	18:05	7/20	35	5/13	38	2/7	29	0/2	0	9	5	14	4		3	1	8	3	-6	16	5.3
25	BALDASSO Tommaso	1	02:58	02:58																		3		
33	POLONARA Achille	3	89:01	29:40	13/26	50	6/12	50	7/14	50	10/12	83	12	16	28	9	2	4	1	5	10	-5	43	14.3
54	PAJOLA Alessandro	2	11:35	05:47	1/5	20	0/2	0	1/3	33	1/2	50		4	4		1	1		2	2		4	2.0
70	DATOME Luigi	3	63:35	21:11	8/20	40	5/11	45	3/9	33	1/1	100		7	7	4			6	3	9	20	6.7	
Team / Coach																								
Totals					87/209	42	55/112	49	32/97	33	31/42	74	39	77	116	61	33	26	6	51	51	6.0	237	79.0
Opponents					82/177	46	53/97	55	29/80	36	38/49	78	22	85	107	51	43	20	8	53	49	-6.0	231	77.0

AVERAGES PER GAME

	ITA	Opponents
Points from Turnovers	48	39
Points in the Paints	92	94
Second Chance Points	30	22
Fast Break Points	40	53
Bench Points	68	87

	ITA	Opponents
Total Field Goals Made	29.0	27.3
2 Points Field Goals Made	18.3	17.7
3 Points Field Goals Made	10.7	9.7
Free Throws Made	10.3	12.7
Offensive Rebounds	13.0	7.3
Defensive Rebounds	25.7	28.3
Total Rebounds	38.7	35.7
Assists	20.3	17.0
Fouls	17.0	17.7
Turnovers	11.0	14.3
Steals	8.7	6.7
Blocked Shots	2.0	2.7
Points from Turnovers	16.0	13.0
Points in the Paints	30.7	31.3
Second Chance Points	10.0	7.3
Fast Break Points	13.3	17.7
Bench Points	22.7	29.0

Games	Phase	Score		Field Goals		2 Points		3 Points		Free Throws		Rebounds			AS	TO	ST	BS	PF	FD
				M/A	%	M/A	%	M/A	%	M/A	%	OR	DR	TOT						
ITA-EST	Group Phase	83-62	FOR	33/67	49.3	23/37	62.2	10/30	33.3	7/9	77.8	12	30	42	24	13	10	2	12	16
			AGN	23/59	39.0	14/31	45.2	9/28	32.1	7/7	100.0	6	22	28	19	16	8	1	16	12
GRE-ITA	Group Phase	85-81	FOR	26/71	36.6	13/32	40.6	13/39	33.3	16/19	84.2	15	27	42	20	10	5	3	21	17
			AGN	27/60	45.0	14/25	56.0	13/35	37.1	18/23	78.3	7	31	38	14	10	6	5	18	20
UKR-ITA	Group Phase	84-73	FOR	28/71	39.4	19/43	44.2	9/28	32.1	8/14	57.1	12	20	32	17	10	11	1	18	18
			AGN	32/58	55.2	25/41	61.0	7/17	41.2	13/19	68.4	9	32	41	18	17	6	2	19	17

GLOBAL PARTNERS





Cumulative statistics

LTU - Lithuania

After 3 games

No	Name	GP	MIN	MPG	Field Goals		2 Points		3 Points		Free Throws		Rebounds			AS	TO	ST	BS	PF	FD	+/-	PTS	PPG																				
					M/A	%	M/A	%	M/A	%	M/A	%	OR	DR	TOT																													
4	ZUKAUSKAS Eigirdas	2	05:31	02:45	0/1	0			0/1	0																																		
9	BRAZDEIKIS Ignas	3	69:28	23:09	11/30	37	6/19	32	5/11	45	5/7	71	5	8	13	3	7	2	2	10	5	8	32	10.7																				
11	SABONIS Domantas	3	86:10	28:43	12/27	44	11/24	46	1/3	33	4/6	67	4	17	21	6	8	3		12	10	-14	29	9.7																				
13	JOKUBAITIS Rokas	3	79:06	26:22	8/23	35	6/14	43	2/9	22	5/7	71	3	4	7	9	4		5	9	-9	23	7.7																					
14	ECHODAS Martynas	2	07:34	03:47	1/1	100	1/1	100			1/1	100	1	2	3				2	2	-10	3	1.5																					
17	VALANCIUNAS Jonas	3	98:11	32:43	18/36	50	17/32	53	1/4	25	21/25	84	7	27	34	5	7		3	5	21	1	58	19.3																				
19	KUZMINSKAS Mindaugas	3	48:58	16:19	12/21	57	7/13	54	5/8	63	4/8	50	3	5	8	2	2	1		3	5	3	33	11.0																				
30	ZEMAITIS Kristupas																																											
31	GIEDRAITIS Rokas	3	45:51	15:17	4/9	44	3/3	100	1/6	17			2	3	5	2	2	2	2	1	13	9	3.0																					
40	GRIGONIS Marius	3	86:54	28:58	16/33	48	10/15	67	6/18	33	10/11	91		13	13	11	4	2		5	16	-22	48	16.0																				
43	LEKAVICIUS Lukas	3	52:31	17:30	9/14	64	8/10	80	1/4	25	5/6	83		7	7	9	4	1		11	6	1	24	8.0																				
51	BUTKEVICIUS Arnas	3	69:46	23:15	2/6	33	2/3	67	0/3	0	2/2	100	3	2	5	3	2	1	3	3	1	-27	6	2.0																				
Team / Coach													8			1			9			5																						
Totals					93/201		46		71/134		53		22/67		33		57/73		78		36		89		125		50		45		12		8		60		76		-13.0		265		88.3	
Opponents					105/219		48		75/134		56		30/85		35		38/51		74		31		76		107		54		29		26		11		78		59		13.0		278		92.7	

AVERAGES PER GAME

	LTU	Opponents
Points from Turnovers	25	60
Points in the Paints	106	130
Second Chance Points	56	40
Fast Break Points	13	29
Bench Points	104	85

	LTU	Opponents
Total Field Goals Made	31.0	35.0
2 Points Field Goals Made	23.7	25.0
3 Points Field Goals Made	7.3	10.0
Free Throws Made	19.0	12.7
Offensive Rebounds	12.0	10.3
Defensive Rebounds	29.7	25.3
Total Rebounds	41.7	35.7
Assists	16.7	18.0
Fouls	20.0	26.0
Turnovers	15.0	9.7
Steals	4.0	8.7
Blocked Shots	2.7	3.7
Points from Turnovers	8.3	20.0
Points in the Paints	35.3	43.3
Second Chance Points	18.7	13.3
Fast Break Points	4.3	9.7
Bench Points	34.7	28.3

Games	Phase	Score		Field Goals		2 Points		3 Points		Free Throws		Rebounds			AS	TO	ST	BS	PF	FD
				M/A	%	M/A	%	M/A	%	M/A	%	OR	DR	TOT						
SLO-LTU	Group Phase	92-85	FOR	32/65	49.2	24/46	52.2	8/19	42.1	13/20	65.0	11	26	37	14	16	6	3	20	24
			AGN	36/69	52.2	26/41	63.4	10/28	35.7	10/17	58.8	10	25	35	25	13	11	5	24	20
LTU-FRA	Group Phase	73-77	FOR	25/58	43.1	18/35	51.4	7/23	30.4	16/18	88.9	9	29	38	16	17	2	2	17	21
			AGN	27/60	45.0	20/42	47.6	7/18	38.9	16/19	84.2	7	23	30	14	9	11	4	21	17
LTU-GER	Group Phase	107-109	FOR	36/78	46.2	29/53	54.7	7/25	28.0	28/35	80.0	16	34	50	20	12	4	3	23	31
			AGN	42/90	46.7	29/51	56.9	13/39	33.3	12/15	80.0	14	28	42	15	7	4	2	33	22

GLOBAL PARTNERS



Cumulative statistics

MNE - Montenegro  
After 3 games

No	Name	GP	MIN	MPG	Field Goals		2 Points		3 Points		Free Throws		Rebounds			AS	TO	ST	BS	PF	FD	+/-	PTS	PPG
					M/A	%	M/A	%	M/A	%	M/A	%	OR	DR	TOT									
0	VUCELIJC Zoran	3	19:20	06:26	1/3	33	1/2	50	0/1	0	2/2	100	1	1	2				4	2	-7	4	1.3	
2	ILIC Aleksa	2	11:13	05:36	1/2	50	1/2	50					5	5				2			-5	2	1.0	
3	MIHAILOVIC Vladimir	3	82:12	27:24	16/36	44	12/22	55	4/14	29	7/8	88	9	9	10	5	2		11	9	34	43	14.3	
4	PAVLICEVIC Nikola																							
8	RADONCIC Dino	2	30:35	15:17	2/3	67	2/2	100	0/1	0			5	5	1	1			3		-3	4	2.0	
9	SIMONOVIC Marko	3	50:34	16:51	6/13	46	4/10	40	2/3	67	7/10	70	4	6	10	3	4		5	5	4	21	7.0	
11	RADOVIC Nemanja	3	75:49	25:16	14/29	48	13/27	48	1/2	50	1/2	50	9	4	13	1			5	3	7	30	10.0	
14	DUBLJEVIC Bojan	3	88:38	29:32	23/38	61	15/22	68	8/16	50	2/3	67	9	17	26	8	7	3	1	10	14	13	56	18.7
19	NIKOLIC Zoran	3	14:10	04:43									1	2	3		2	1	1	3		3		
22	DROBNJAK Igor	3	56:52	18:57	8/12	67	6/7	86	2/5	40	4/5	80	1	2	3	7	1	1	1	4	6	12	22	7.3
30	POPOVIC Petar	3	72:03	24:01	5/16	31	3/5	60	2/11	18	2/2	100	6	6	4	4	5		3	4	-6	14	4.7	
55	PERRY Kendrick	3	98:34	32:51	15/35	43	10/18	56	5/17	29	4/4	100	8	8	19	5	6	1	6	10	8	39	13.0	
Team / Coach													5	4	9		5							
Totals					91/187	49	67/117	57	24/70	34	29/36	81	30	69	99	53	34	20	6	54	53	12.0	235	78.3
Opponents					85/178	48	55/85	65	30/93	32	23/31	74	23	64	87	52	38	16	11	54	52	-12.0	223	74.3

AVERAGES PER GAME

	MNE	Opponents
Points from Turnovers	8	8
Points in the Paints	128	102
Second Chance Points	23	13
Fast Break Points	21	24
Bench Points	87	85

	MNE	Opponents
Total Field Goals Made	30.3	28.3
2 Points Field Goals Made	22.3	18.3
3 Points Field Goals Made	8.0	10.0
Free Throws Made	9.7	7.7
Offensive Rebounds	10.0	7.7
Defensive Rebounds	23.0	21.3
Total Rebounds	33.0	29.0
Assists	17.7	17.3
Fouls	18.0	18.0
Turnovers	11.3	12.7
Steals	6.7	5.3
Blocked Shots	2.0	3.7
Points from Turnovers	2.7	2.7
Points in the Paints	42.7	34.0
Second Chance Points	7.7	4.3
Fast Break Points	7.0	8.0
Bench Points	29.0	28.3

Games	Phase	Score		Field Goals		2 Points		3 Points		Free Throws		Rebounds			AS	TO	ST	BS	PF	FD
				M/A	%	M/A	%	M/A	%	M/A	%	OR	DR	TOT						
TUR-MNE	Group Phase	72-68	FOR	28/57	49.1	21/33	63.6	7/24	29.2	5/8	62.5	6	24	30	22	13	7	1	17	15
			AGN	28/61	45.9	18/32	56.3	10/29	34.5	6/8	75.0	8	22	30	14	12	6	3	15	17
MNE-BEL	Group Phase	76-70	FOR	27/59	45.8	18/38	47.4	9/21	42.9	13/13	100.0	9	21	30	14	13	7	1	22	20
			AGN	26/53	49.1	20/29	69.0	6/24	25.0	12/16	75.0	8	21	29	15	14	4	5	21	21
BUL-MNE	Group Phase	81-91	FOR	36/71	50.7	28/46	60.9	8/25	32.0	11/15	73.3	15	24	39	17	8	6	4	15	18
			AGN	31/64	48.4	17/24	70.8	14/40	35.0	5/7	71.4	7	21	28	23	12	6	3	18	14

GLOBAL PARTNERS



Cumulative statistics

NED - Netherlands  
After 3 games

No	Name	GP	MIN	MPG	Field Goals		2 Points		3 Points		Free Throws		Rebounds			AS	TO	ST	BS	PF	FD	+/-	PTS	PPG	
					M/A	%	M/A	%	M/A	%	M/A	%	OR	DR	TOT										
0	FRANKE Yannick	2	30:47	15:23	8/18	44	2/3	67	6/15	40	9/12	75	2	2	6	1	2				12	1	31	15.5	
1	VAN DER VUURST DE VRIES Keye	3	66:47	22:15	9/23	39	4/10	40	5/13	38	3/3	100	4	4	14	12	1		6	4	-39	26	8.7		
5	WILLIAMS Leon	3	64:07	21:22	5/10	50	2/3	67	3/7	43			2	3	5	10	1		4	2		13	4.3		
6	DE JONG Worthy	3	86:49	28:56	20/37	54	9/13	69	11/24	46	2/2	100	2	6	8	5	6	5	1	6	3	-23	53	17.7	
9	KHERRAZI Mohamed	3	78:01	26:00	10/17	59	10/16	63	0/1	0	1/4	25	2	7	9	5	5	1	7	4	-1	21	7.0		
11	HAMMINK Shane	3	59:31	19:50	4/11	36	1/4	25	3/7	43	2/2	100	1	3	4	3	2	2	5	2	-32	13	4.3		
13	SCHAFTENAAR Roeland	2	18:47	09:23	3/5	60	3/5	60			2/2	100	5	5	1	1			1	2	-7	8	4.0		
14	EDWARDS Jesse	2	32:06	16:03	5/9	56	5/9	56			4/4	100	4	9	13	2	2		1	5	4	-2	14	7.0	
30	SCHAFTENAAR Olaf	3	30:42	10:14	1/4	25	1/1	100	0/3	0			4	4		1			3		-23	2	0.7		
32	HAARMS Matt	3	31:32	10:30	5/15	33	5/15	33			1/2	50	3	8	11	1	1		1	2	-10	11	3.7		
33	KOK Jito	3	37:35	12:31	3/6	50	3/6	50			5/7	71	2	6	8	3	1	2	2	6	6	-20	11	3.7	
90	KLOOF Charlon	3	63:16	21:05	7/17	41	4/6	67	3/11	27	3/6	50	1	3	4	5	4		7	9	-39	20	6.7		
Team / Coach													1	2	3	3									
Totals					80/172	46	49/91	54	31/81	38	32/44	73	18	62	80	55	40	15	5	52	50	-39.0	223	74.3	
Opponents					95/193	49	62/113	55	33/80	41	39/48	81	37	76	113	67	36	23	7	52	52	39.0	262	87.3	

AVERAGES PER GAME

	NED	Opponents
Points from Turnovers	49	49
Points in the Paints	78	102
Second Chance Points	11	42
Fast Break Points	26	40
Bench Points	92	111

	NED	Opponents
Total Field Goals Made	26.7	31.7
2 Points Field Goals Made	16.3	20.7
3 Points Field Goals Made	10.3	11.0
Free Throws Made	10.7	13.0
Offensive Rebounds	6.0	12.3
Defensive Rebounds	20.7	25.3
Total Rebounds	26.7	37.7
Assists	18.3	22.3
Fouls	17.3	17.3
Turnovers	13.3	12.0
Steals	5.0	7.7
Blocked Shots	1.7	2.3
Points from Turnovers	16.3	16.3
Points in the Paints	26.0	34.0
Second Chance Points	3.7	14.0
Fast Break Points	8.7	13.3
Bench Points	30.7	37.0

Games	Phase	Score		Field Goals		2 Points		3 Points		Free Throws		Rebounds			AS	TO	ST	BS	PF	FD
				M/A	%	M/A	%	M/A	%	M/A	%	OR	DR	TOT						
SRB-NED	Group Phase	100-76	FOR	30/59	50.8	17/34	50.0	13/25	52.0	3/6	50.0	8	19	27	16	16	2	1	18	11
			AGN	37/70	52.9	23/39	59.0	14/31	45.2	12/17	70.6	15	22	37	26	7	10	2	13	18
NED-ISR	Group Phase	67-74	FOR	24/55	43.6	15/30	50.0	9/25	36.0	10/14	71.4	4	24	28	17	15	7	3	18	18
			AGN	24/61	39.3	14/34	41.2	10/27	37.0	16/17	94.1	13	26	39	18	14	7	3	18	18
CZE-NED	Group Phase	88-80	FOR	26/58	44.8	17/27	63.0	9/31	29.0	19/24	79.2	6	19	25	22	9	6	1	16	21
			AGN	34/62	54.8	25/40	62.5	9/22	40.9	11/14	78.6	9	28	37	23	15	6	2	21	16

GLOBAL PARTNERS



Cumulative statistics

POL - Poland  
After 3 games

No	Name	GP	MIN	MPG	Field Goals		2 Points		3 Points		Free Throws		Rebounds			AS	TO	ST	BS	PF	FD	+/-	PTS	PPG
					M/A	%	M/A	%	M/A	%	M/A	%	OR	DR	TOT									
1	ZYSKOWSKI Jaroslaw	3	44:41	14:53	1/10	10	1/7	14	0/3	0	6/6	100	4	4	3	1			4	3	-32	8	2.7	
2	BALCEROWSKI Aleksander	3	72:57	24:19	17/24	71	16/20	80	1/4	25	2/4	50	5	7	12	8	10	2	2	8	7	17	37	12.3
3	SOKOLOWSKI Michal	3	86:53	28:57	10/24	42	5/11	45	5/13	38	3/4	75	3	12	15	10	4	1	7	7	7	28	9.3	
5	CEL Aaron	3	63:21	21:07	8/16	50	5/9	56	3/7	43	5/5	100	7	7	6	3	5	1	6	6	25	24	8.0	
6	SLAUGHTER A.J.	3	80:31	26:50	19/39	49	7/14	50	12/25	48	1/2	50	5	5	8	1	5	3	2	21	51	17.0		
9	PONITKA Mateusz	3	81:52	27:17	13/29	45	10/18	56	3/11	27	16/22	73	3	11	14	21	6	2	1	6	20	45	15.0	
10	KOLENDA Lukasz	2	14:28	07:14	3/5	60	2/3	67	1/2	50			1	1	2		2	1			-16	7	3.5	
11	DZIEWA Aleksander	3	35:34	11:51	2/4	50	2/3	67	0/1	0	3/10	30	4	6	10	2	1		4	8	-22	7	2.3	
13	OLEJNICZAK Dominik	2	22:26	11:13	0/3	0	0/3	0			2/2	100	1	2	3		4	1	1	6	1	-4	2	1.0
23	MICHALAK Michal	3	52:45	17:35	6/14	43	5/9	56	1/5	20	5/7	71	2	8	10	2	2	1	7	5	3	18	6.0	
30	GARBACZ Jakub	3	23:16	07:45	3/6	50	1/1	100	2/5	40			1	5	6		1		2	1	-17	8	2.7	
55	SCHENK Jakub	3	21:16	07:05	3/8	38	2/5	40	1/3	33	1/1	100	2	2	2	4	2		4	1	-12	8	2.7	
Team / Coach																								
Totals					85/182	47	56/103	54	29/79	37	44/63	70	32	76	108	64	39	18	5	57	61	-6.0	243	81.0
Opponents					89/184	48	48/88	54	41/96	43	30/42	71	22	69	91	75	36	14	7	62	56	6.0	249	83.0


AVERAGES PER GAME

	POL	Opponents
Points from Turnovers	42	44
Points in the Paints	106	86
Second Chance Points	35	7
Fast Break Points	21	53
Bench Points	64	129

	Opponents	POL
Total Field Goals Made	29.7	28.3
2 Points Field Goals Made	16.0	18.7
3 Points Field Goals Made	13.7	9.7
Free Throws Made	10.0	14.7
Offensive Rebounds	7.3	10.7
Defensive Rebounds	23.0	25.3
Total Rebounds	30.3	36.0
Assists	25.0	21.3
Fouls	20.7	19.0
Turnovers	12.0	13.0
Steals	4.7	6.0
Blocked Shots	2.3	1.7
Points from Turnovers	14.7	14.0
Points in the Paints	28.7	35.3
Second Chance Points	2.3	11.7
Fast Break Points	17.7	7.0
Bench Points	43.0	21.3

Games	Phase	Score		Field Goals		2 Points		3 Points		Free Throws		Rebounds			AS	TO	ST	BS	PF	FD
				M/A	%	M/A	%	M/A	%	M/A	%	OR	DR	TOT						
POL-CZE	Group Phase	99-84	FOR	37/67	55.2	27/39	69.2	10/28	35.7	15/19	78.9	13	23	36	23	9	5	2	19	23
			AGN	31/57	54.4	21/32	65.6	10/25	40.0	12/19	63.2	7	17	24	24	12	3	2	23	18
FIN-POL	Group Phase	89-59	FOR	16/51	31.4	10/30	33.3	6/21	28.6	21/31	67.7	11	26	37	15	18	6	1	20	24
			AGN	31/65	47.7	14/27	51.9	17/38	44.7	10/12	83.3	8	25	33	27	11	4	2	25	20
POL-ISR	Group Phase	85-76	FOR	32/64	50.0	19/34	55.9	13/30	43.3	8/13	61.5	8	27	35	26	12	7	2	18	14
			AGN	27/62	43.5	13/29	44.8	14/33	42.4	8/11	72.7	7	27	34	24	13	7	3	14	18

GLOBAL PARTNERS



Cumulative statistics

SLO - Slovenia  
After 3 games

No	Name	GP	MIN	MPG	Field Goals		2 Points		3 Points		Free Throws		Rebounds			AS	TO	ST	BS	PF	FD	+/-	PTS	PPG
					M/A	%	M/A	%	M/A	%	M/A	%	OR	DR	TOT									
3	DRAGIC Goran	3	54:19	18:06	17/31	55	12/22	55	5/9	56	5/9	56	6	4	10	11	4	6	8	9	9	44	14.7	
4	SAMAR Ziga	2	13:42	06:51	0/1	0	0/1	0					1	1	2	2		1	6		9			
5	RUPNIK Luka	1	09:24	09:24	1/3	33			1/3	33				1	1	1	1				-11	3	3.0	
6	NIKOLIC Aleksej	3	30:02	10:00	2/7	29	0/3	0	2/4	50			3	3	4	1			3	2	-3	6	2.0	
7	PREPELIC Klemen	3	56:59	18:59	10/21	48	3/4	75	7/17	41	2/2	100	2	5	7	6	2	1	6	5	-2	29	9.7	
8	MURIC Edo	3	43:00	14:20	4/11	36	3/4	75	1/7	14	4/4	100	2	5	7	2	4	3	6	4	-2	13	4.3	
10	TOBEY Mike	3	73:45	24:35	17/27	63	15/21	71	2/6	33	1/2	50	9	12	21	3	2	2	5	6	4	32	12.3	
11	BLAZIC Jaka	3	61:24	20:28	11/21	52	5/11	45	6/10	60	2/2	100	1	6	7	6	2		7	2	25	30	10.0	
27	DIMEC Ziga	3	34:38	11:32	7/11	64	7/11	64			1/2	50	5	2	7	1	2	1	1	8	3	-6	15	5.0
30	DRAGIC Zoran	3	48:23	16:07	7/24	29	5/14	36	2/10	20	1/2	50	4	4	8	6	2	2	3	2	-11	17	5.7	
31	CANCAR Vlatko	3	84:59	28:19	15/28	54	9/16	56	6/12	50	8/8	100	4	9	13	5	2	1	2	1	7	15	44	14.7
77	DONCIC Luka	3	89:25	29:48	20/43	47	16/21	76	4/22	18	6/12	50	1	20	21	25	14	8	2	5	17	35	50	16.7
Team / Coach																								
Totals					111/228	49	75/128	59	36/100	36	30/43	70	45	76	121	72	36	25	10	60	55	18.0	288	96.0
Opponents					99/210	47	65/136	48	34/74	46	38/49	78	38	79	117	54	43	22	10	56	59	-18.0	270	90.0

AVERAGES PER GAME

	SLO	Opponents
Points from Turnovers	52	41
Points in the Paints	140	108
Second Chance Points	45	43
Fast Break Points	59	42
Bench Points	121	119

	Opponents	SLO
Total Field Goals Made	33.0	37.0
2 Points Field Goals Made	21.7	25.0
3 Points Field Goals Made	11.3	12.0
Free Throws Made	12.7	10.0
Offensive Rebounds	12.7	15.0
Defensive Rebounds	26.3	25.3
Total Rebounds	39.0	40.3
Assists	18.0	24.0
Fouls	18.7	20.0
Turnovers	14.3	12.0
Steals	7.3	8.3
Blocked Shots	3.3	3.3
Points from Turnovers	13.7	17.3
Points in the Paints	36.0	46.7
Second Chance Points	14.3	15.0
Fast Break Points	14.0	19.7
Bench Points	39.7	40.3

Games	Phase	Score		Field Goals		2 Points		3 Points		Free Throws		Rebounds			AS	TO	ST	BS	PF	FD	
				M/A	%	M/A	%	M/A	%	M/A	%	OR	DR	TOT							
SLO-LTU	Group Phase	92-85	FOR	36/69	52.2	26/41	63.4	10/28	35.7	10/17	58.8	10	25	35	25	13	11	5	5	24	20
			AGN	32/65	49.2	24/46	52.2	8/19	42.1	13/20	65.0	11	26	37	14	16	6	3	20	24	
HUN-SLO	Group Phase	88-103	FOR	38/78	48.7	22/38	57.9	16/40	40.0	11/14	78.6	16	32	48	25	11	4	4	15	17	
			AGN	34/74	45.9	23/49	46.9	11/25	44.0	9/12	75.0	9	26	35	21	8	9	5	17	14	
SLO-BIH	Group Phase	93-97	FOR	37/81	45.7	27/49	55.1	10/32	31.3	9/12	75.0	19	19	38	22	12	10	1	21	18	
			AGN	33/71	46.5	18/41	43.9	15/30	50.0	16/17	94.1	18	27	45	19	19	7	2	19	21	

GLOBAL PARTNERS



Cumulative statistics

SRB - Serbia  
After 3 games

No	Name	GP	MIN	MPG	Field Goals		2 Points		3 Points		Free Throws		Rebounds			AS	TO	ST	BS	PF	FD	+/-	PTS	PPG
					M/A	%	M/A	%	M/A	%	M/A	%	OR	DR	TOT									
7	DAVIDOVAC Dejan	3	49:52	16:37	3/10	30	2/5	40	1/5	20	2/4	50	1	6	7	1	1	1	4	3	16	9	3.0	
9	MARINKOVIC Vanja	2	38:26	19:13	10/16	63	2/3	67	8/13	62	1/2	50	2	2	1	1	2	2	1	49	29	14.5		
10	KALINIC Nikola	3	68:57	22:59	11/17	65	5/7	71	6/10	60	5/5	100	3	6	9	10	2	5	1	7	5	47	33	11.0
11	LUCIC Vladimir	3	68:29	22:49	9/26	35	9/19	47	0/7	0	6/6	100	1	6	7	1	1	2	3	6	38	24	8.0	
14	RISTIC Dusan	3	35:05	11:41	7/12	58	6/11	55	1/1	100	2/4	50	6	4	10			1	1	3	3		17	5.7
15	JOKIC Nikola	3	73:05	24:21	21/36	58	19/28	68	2/8	25	6/8	75	9	22	31	16	4	4	5	15	49	50	16.7	
16	NEDOVIC Nemanja	3	38:27	12:49	7/13	54	5/8	63	2/5	40	2/2	100	3	3	6	3	1		1	3	13	18	6.0	
21	JAGODIC-KURIDZA Marko	3	52:13	17:24	5/6	83	4/5	80	1/1	100	2/3	67	5	7	12	4	2	2	6	5	35	13	4.3	
22	MICIC Vasilije	3	72:50	24:16	14/28	50	10/15	67	4/13	31	10/12	83	8	8	25	3	4	2	8	48	42	14.0		
23	GUDURIC Marko	3	65:17	21:45	7/20	35	3/7	43	4/13	31	6/7	86	2	3	5	7	5	4	6	6	23	24	8.0	
25	JARAMAZ Ognjen	3	37:19	12:26	7/15	47	2/5	40	5/10	50	3/4	75	1	1	2	4	2	2	6	3	17	22	7.3	
33	MILUTINOV Nikola																							
Team / Coach																								
Totals					101/199	51	67/113	59	34/86	40	45/57	79	35	73	108	75	25	28	5	45	58	67.0	281	93.7
Opponents					80/180	44	50/101	50	30/79	38	24/29	83	25	68	93	56	50	10	3	60	43	-67.0	214	71.3

AVERAGES PER GAME

	SRB	Opponents
Points from Turnovers	61	31
Points in the Paints	128	66
Second Chance Points	29	21
Fast Break Points	47	31
Bench Points	89	90

	Opponents	SRB
Total Field Goals Made	26.7	33.7
2 Points Field Goals Made	16.7	22.3
3 Points Field Goals Made	10.0	11.3
Free Throws Made	8.0	15.0
Offensive Rebounds	8.3	11.7
Defensive Rebounds	22.7	24.3
Total Rebounds	31.0	36.0
Assists	18.7	25.0
Fouls	20.0	15.0
Turnovers	16.7	8.3
Steals	3.3	9.3
Blocked Shots	1.0	1.7
Points from Turnovers	10.3	20.3
Points in the Paints	22.0	42.7
Second Chance Points	7.0	9.7
Fast Break Points	10.3	15.7
Bench Points	30.0	29.7

Games	Phase	Score		Field Goals		2 Points		3 Points		Free Throws		Rebounds			AS	TO	ST	BS	PF	FD
				M/A	%	M/A	%	M/A	%	M/A	%	OR	DR	TOT						
SRB-NED	Group Phase	100-76	FOR	37/70	52.9	23/39	59.0	14/31	45.2	12/17	70.6	15	22	37	26	7	10	2	13	18
			AGN	30/59	50.8	17/34	50.0	13/25	52.0	3/6	50.0	8	19	27	16	16	2	1	18	11
CZE-SRB	Group Phase	68-81	FOR	27/64	42.2	19/37	51.4	8/27	29.6	19/23	82.6	10	24	34	19	5	8	2	16	22
			AGN	24/58	41.4	16/37	43.2	8/21	38.1	12/13	92.3	8	30	38	19	15	2	1	24	16
SRB-FIN	Group Phase	100-70	FOR	37/65	56.9	25/37	67.6	12/28	42.9	14/17	82.4	10	27	37	30	13	10	1	16	18
			AGN	26/63	41.3	17/30	56.7	9/33	27.3	9/10	90.0	9	19	28	21	19	6	1	18	16

GLOBAL PARTNERS



Cumulative statistics

TUR - Turkey  
After 3 games

No	Name	GP	MIN	MPG	Field Goals		2 Points		3 Points		Free Throws		Rebounds			AS	TO	ST	BS	PF	FD	+/-	PTS	PPG	
					M/A	%	M/A	%	M/A	%	M/A	%	OR	DR	TOT										
0	LARKIN Shane	3	08:58	36:19	10/29	34	2/7	29	8/22	36	12/13	92	2	9	11	23	8	4		3	10	18	40	13.3	
2	HAZER Sehmus	3	42:48	14:16	5/12	42	3/4	75	2/8	25	2/2	100	2	4	6	2	3	2		4	3	17	14	4.7	
3	SAYBIR Yigitcan	3	22:51	07:37	1/2	50	1/1	100	0/1	0	1/2	50	2	1	3				4	1	-12	3	1.0		
5	BITIM Onuralp	2	07:28	03:44	0/2	0			0/2	0			1	2	3	1			1	1	-7				
6	OSMAN Cedi	3	10:39	36:53	23/49	47	17/27	63	6/22	27	1/3	33	2	16	18	4	3	2		8	5	18	53	17.7	
10	MAHMUTOGLU Melih	3	72:12	24:04	9/21	43	2/4	50	7/17	41	4/4	100	4	4	3				3	1	15	29	9.7		
12	KABACA Sadik Emir	1	07:46	07:46	1/3	33	1/2	50	0/1	0	2/2	100		2	2				1	1	-4	4	4.0		
15	SANLI Sertac	3	69:21	23:07	8/18	44	6/12	50	2/6	33	7/7	100	4	13	17	7	2	1	1	5	7	11	25	8.3	
19	TUNCER Bugrahan	3	49:17	16:25	7/14	50	5/8	63	2/6	33	1/2	50	3	2	5	12	5		3		10	17	5.7		
22	KORKMAZ Furkan	2	49:53	24:56	6/14	43	5/13	38	1/1	100			5	5	4				5	2	6	13	6.5		
23	SENGUN Alperen	3	88:44	29:34	24/38	63	24/34	71	0/4	0	5/10	50	10	14	24	5	3	3	2	10	21	7	53	17.7	
24	OSMANI Ercan	3	20:03	06:41	2/5	40	2/3	67	0/2	0	1/2	50	2	2	4	1	4	1	2	7	1	-14	5	1.7	
Team / Coach													3 7 10			2									
Totals					96/207	46	68/115	59	28/92	30	36/47	77	31	81	112	62	30	16	6	55	53	13.0	256	85.3	
Opponents					95/214	44	70/114	61	25/100	25	28/37	76	34	79	113	58	35	18	4	57	51	-13.0	243	81.0	

AVERAGES PER GAME

	TUR	Opponents
Points from Turnovers	20	14
Points in the Paints	118	134
Second Chance Points	22	14
Fast Break Points	27	30
Bench Points	103	69

	Opponents	TUR
Total Field Goals Made	31.7	32.0
2 Points Field Goals Made	23.3	22.7
3 Points Field Goals Made	8.3	9.3
Free Throws Made	9.3	12.0
Offensive Rebounds	11.3	10.3
Defensive Rebounds	26.3	27.0
Total Rebounds	37.7	37.3
Assists	19.3	20.7
Fouls	19.0	18.3
Turnovers	11.7	10.0
Steals	6.0	5.3
Blocked Shots	1.3	2.0
Points from Turnovers	4.7	6.7
Points in the Paints	44.7	39.3
Second Chance Points	4.7	7.3
Fast Break Points	10.0	9.0
Bench Points	23.0	34.3

Games	Phase	Score		Field Goals		2 Points		3 Points		Free Throws		Rebounds			AS	TO	ST	BS	PF	FD
				M/A	%	M/A	%	M/A	%	M/A	%	OR	DR	TOT						
TUR-MNE	Group Phase	72-68	FOR	28/61	45.9	18/32	56.3	10/29	34.5	6/8	75.0	8	22	30	14	12	6	3	15	17
			AGN	28/57	49.1	21/33	63.6	7/24	29.2	5/8	62.5	6	24	30	22	13	7	1	17	15
BUL-TUR	Group Phase	87-101	FOR	38/67	56.7	27/37	73.0	11/30	36.7	14/17	82.4	9	28	37	29	7	5	1	17	18
			AGN	32/73	43.8	22/35	62.9	10/38	26.3	13/16	81.3	15	20	35	23	8	2	1	18	16
TUR-GEO	Group Phase	83-88	FOR	30/79	38.0	23/46	50.0	7/33	21.2	16/22	72.7	14	31	45	19	11	5	2	23	18
			AGN	35/84	41.7	27/46	58.7	8/38	21.1	10/13	76.9	13	35	48	13	14	9	2	22	20

Cumulative statistics

UKR - Ukraine  
After 3 games

No	Name	GP	MIN	MPG	Field Goals		2 Points		3 Points		Free Throws		Rebounds			AS	TO	ST	BS	PF	FD	+/-	PTS	PPG	
					M/A	%	M/A	%	M/A	%	M/A	%	OR	DR	TOT										
5	TKACHENKO Ivan	3	69:43	23:14	11/15	73	7/7	100	4/8	50	1/1	100	2	8	10	1	5	2		5	2	21	27	9.0	
7	LUKASHOV Denys	3	36:44	12:14	3/9	33	2/4	50	1/5	20	1/1	100	2	5	7	10	3	1		5	1	7	8	2.7	
10	MYKHAILIUK Sviatoslav	3	87:13	29:04	21/43	49	11/21	52	10/22	45	8/10	80	1	12	13	10	4	9		4	9	36	60	20.0	
13	BOBROV Vyacheslav	3	49:57	16:39	4/8	50	3/4	75	1/4	25	2/3	67	1	11	12	3	2		3	8	3	26	11	3.7	
23	PUSTOVYI Artem	3	34:54	11:38	6/9	67	6/9	67			4/4	100	2	5	7	1	2	2	2	6	4	2	16	5.3	
25	LEN Alex	3	59:01	19:40	8/18	44	7/15	47	1/3	33	6/10	60	3	18	21	1	5	2	3	5	6	16	23	7.7	
30	SANON Issuf	3	38:45	12:55	12/29	41	10/15	67	2/14	14	7/11	64	1	2	3	3	4	2	1	5	9	3	33	11.0	
32	BLIZNYUK Bogdan	3	96:22	32:07	8/15	53	8/11	73	0/4	0	2/2	100	2	17	19	15	5	2		3	1	41	18	6.0	
44	SKAPINTSEV Dmytro	1	07:57	07:57	0/4	0	0/4	0					1	1	2							1			
45	ZOTOV Vitaliy	2	30:04	15:02	2/7	29	0/1	0	2/6	33	0/2	0				4	1	1		4	2	12	6	3.0	
52	HERUN Volodymyr	3	60:36	20:12	9/14	64	9/14	64			4/8	50	5	7	12	5	5	1	2	3	8	33	22	7.3	
55	SYDOROV Ilyia	3	28:44	09:34	9/16	56	6/9	67	3/7	43	3/3	100	1	1	2	6	2			7	3	7	24	8.0	
Team / Coach													7 6 13			3									
Totals					93/187	50	69/114	60	24/73	33	38/55	69	28	93	121	59	41	22	11	55	48	41.0	248	82.7	
Opponents					73/201	36	47/125	38	26/76	34	35/50	70	34	71	105	51	38	22	6	48	55	-41.0	207	69.0	

AVERAGES PER GAME

	UKR	Opponents
Points from Turnovers	48	39
Points in the Paints	130	72
Second Chance Points	26	25
Fast Break Points	52	21
Bench Points	117	68

	Opponents	UKR
Total Field Goals Made	24.3	31.0
2 Points Field Goals Made	15.7	23.0
3 Points Field Goals Made	8.7	8.0
Free Throws Made	11.7	12.7
Offensive Rebounds	11.3	9.3
Defensive Rebounds	23.7	31.0
Total Rebounds	35.0	40.3
Assists	17.0	19.7
Fouls	16.0	18.3
Turnovers	12.7	13.7
Steals	7.3	7.3
Blocked Shots	2.0	3.7
Points from Turnovers	13.0	16.0
Points in the Paints	24.0	43.3
Second Chance Points	8.3	8.7
Fast Break Points	7.0	17.3
Bench Points	22.7	39.0

Games	Phase	Score		Field Goals		2 Points		3 Points		Free Throws		Rebounds			AS	TO	ST	BS	PF	FD
				M/A	%	M/A	%	M/A	%	M/A	%	OR	DR	TOT						
UKR-GBR	Group Phase	90-61	FOR	33/74	44.6	21/40	52.5	12/34	35.3	12/16	75.0	13	30	43	22	9	10	5	16	16
			AGN	22/66	33.3	13/44	29.5	9/22	40.9	8/14	57.1	14	29	43	15	20	5	2	15	16
EST-UKR	Group Phase	73-74	FOR	28/55	50.9	23/33	69.7	5/22	22.7	13/20	65.0	6	31	37	19	15	6	4	20	15
			AGN	23/64	35.9	15/38	39.5	8/26	30.8	19/22	86.4	8	22	30	19	8	6	3	15	21
UKR-ITA	Group Phase	84-73	FOR	32/58	55.2	25/41	61.0	7/17	41.2	13/19	68.4	9	32	41	18	17	6	2	19	17
			AGN	28/71	39.4	19/43	44.2	9/28	32.1	8/14	57.1	12	20	32	17	10	11	1	18	18