

## Shot Chart

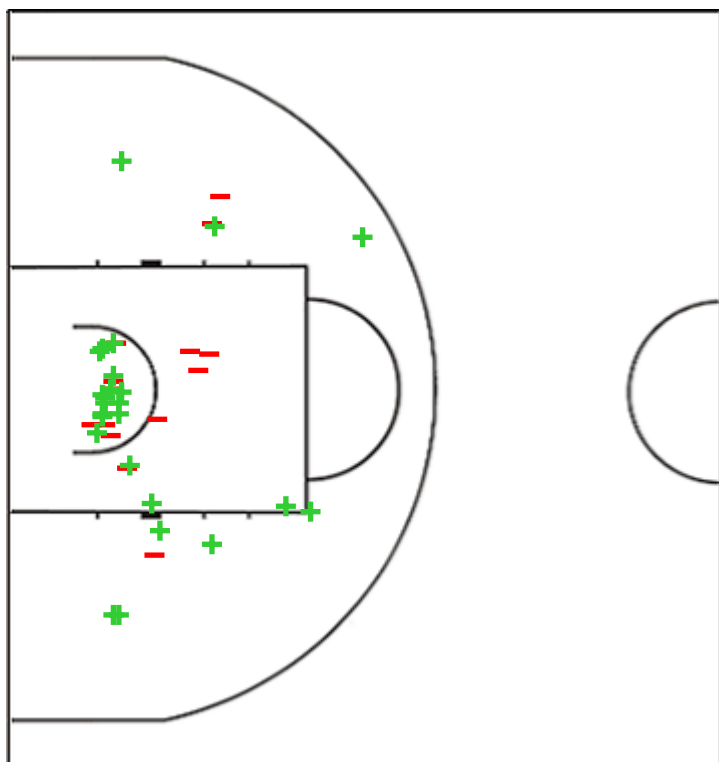
### CZE 88 vs 80 NED

(24-14, 26-13, 16-30, 22-23)

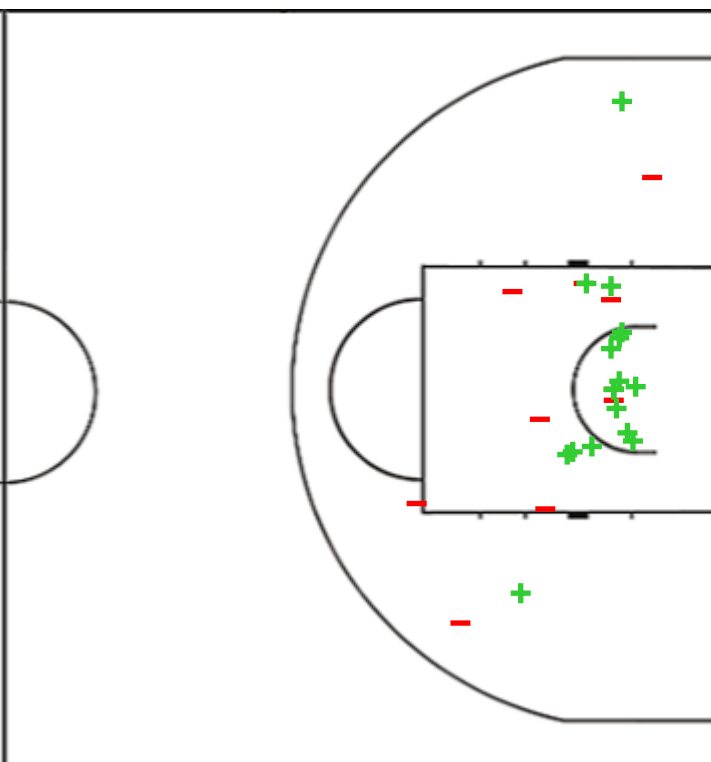
Scoring by 5 min intervals:

	Q1		Q2		Q3		Q4	
<b>CZE</b>	13	24	34	50	57	66	73	88
<b>NED</b>	5	14	25	27	45	57	69	80

#### CZE - Czech Republic



#### NED - Netherlands



CZE	M / A	%
Fied Goals	34 / 62	55
2 Points	25 / 40	63
3 Points	9 / 22	41
Free Throws	11 / 14	79

%	M / A	NED
45	26 / 58	Fied Goals
63	17 / 27	2 Points
29	9 / 31	3 Points
79	19 / 24	Free Throws

#### GLOBAL PARTNERS



## Shot Chart

### CZE 88 vs 80 NED

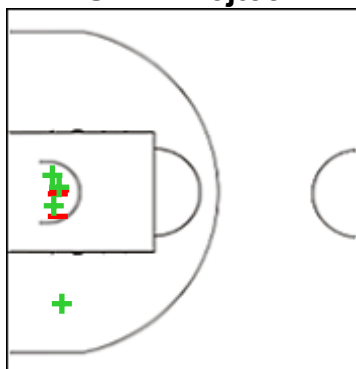
(24-14, 26-13, 16-30, 22-23)

Scoring by 5 min intervals:

	Q1		Q2		Q3		Q4	
<b>CZE</b>	13	24	34	50	57	66	73	88
<b>NED</b>	5	14	25	27	45	57	69	80

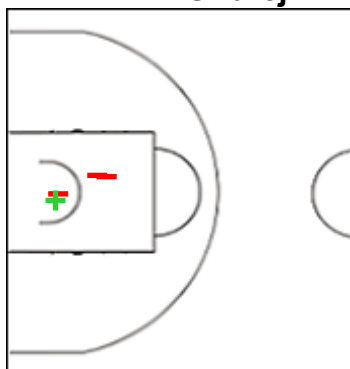
### CZE - Czech Republic

#### 7 HRUBAN Vojtech



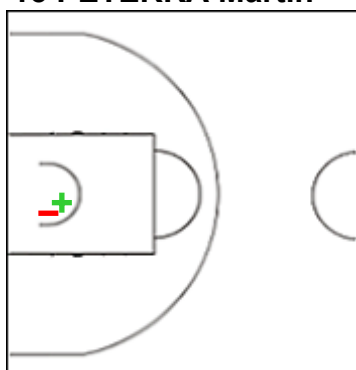
	M / A	%
Fied Goals	4 / 7	57
2 Points	4 / 7	57
3 Points	0 / 0	0
Free Throws	0 / 0	0

#### 12 BALVIN Ondrej



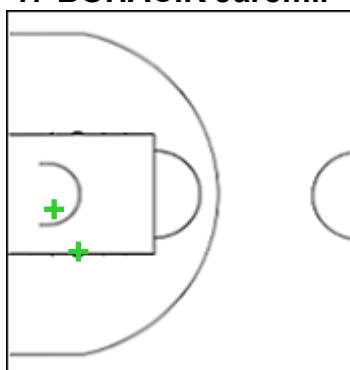
	M / A	%
Fied Goals	1 / 4	25
2 Points	1 / 4	25
3 Points	0 / 0	0
Free Throws	1 / 2	50

#### 15 PETERKA Martin



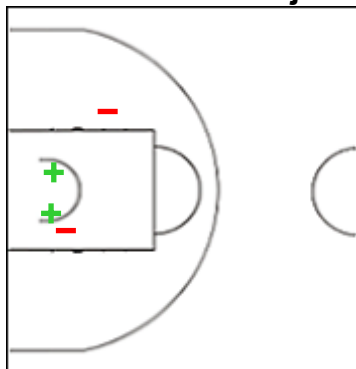
	M / A	%
Fied Goals	7 / 9	78
2 Points	1 / 2	50
3 Points	6 / 7	86
Free Throws	0 / 0	0

#### 17 BOHACIK Jaromir



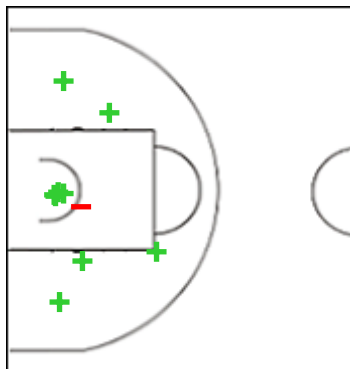
	M / A	%
Fied Goals	2 / 7	29
2 Points	2 / 2	100
3 Points	0 / 5	0
Free Throws	2 / 2	100

#### 19 SEHNAL Ondrej



	M / A	%
Fied Goals	2 / 6	33
2 Points	2 / 4	50
3 Points	0 / 2	0
Free Throws	1 / 2	50

#### 24 VESELY Jan



	M / A	%
Fied Goals	9 / 10	90
2 Points	9 / 10	90
3 Points	0 / 0	0
Free Throws	6 / 6	100

#### GLOBAL PARTNERS

## Shot Chart

### CZE 88 vs 80 NED

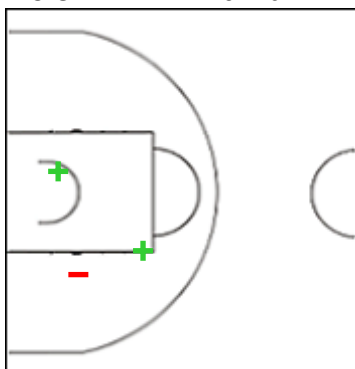
(24-14, 26-13, 16-30, 22-23)

Scoring by 5 min intervals:

	Q1		Q2		Q3		Q4	
<b>CZE</b>	13	24	34	50	57	66	73	88
<b>NED</b>	5	14	25	27	45	57	69	80

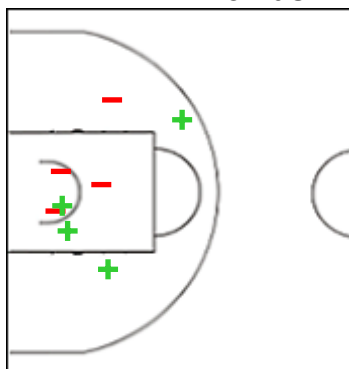
### CZE - Czech Republic

#### 25 JELINEK David



	M / A	%
<b>Fied Goals</b>	4 / 7	57
<b>2 Points</b>	2 / 3	67
<b>3 Points</b>	2 / 4	50
<b>Free Throws</b>	0 / 0	0

#### 77 KYZLINK Tomas



	M / A	%
<b>Fied Goals</b>	5 / 11	45
<b>2 Points</b>	4 / 8	50
<b>3 Points</b>	1 / 3	33
<b>Free Throws</b>	1 / 2	50

#### GLOBAL PARTNERS



## Shot Chart

### CZE 88 vs 80 NED

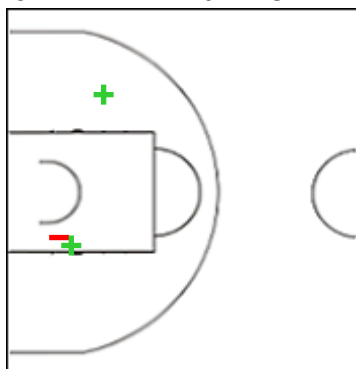
(24-14, 26-13, 16-30, 22-23)

Scoring by 5 min intervals:

	Q1		Q2		Q3		Q4	
CZE	13	24	34	50	57	66	73	88
NED	5	14	25	27	45	57	69	80

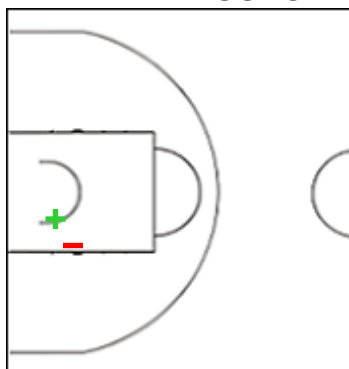
### NED - Netherlands

#### 0 FRANKE Yannick



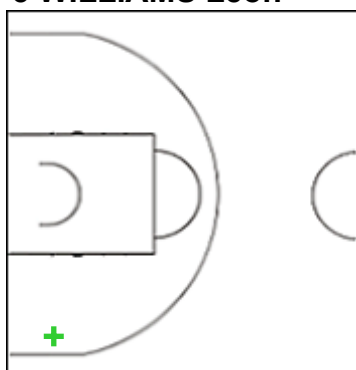
	M / A	%
Fied Goals	5 / 13	38
2 Points	2 / 3	67
3 Points	3 / 10	30
Free Throws	9 / 12	75

#### 1 VAN DER VUURST DE VRIES



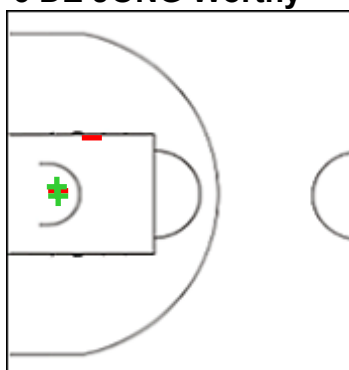
	M / A	%
Fied Goals	3 / 7	43
2 Points	1 / 2	50
3 Points	2 / 5	40
Free Throws	0 / 0	0

#### 5 WILLIAMS Leon



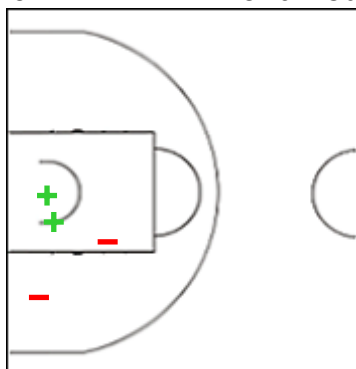
	M / A	%
Fied Goals	2 / 5	40
2 Points	1 / 1	100
3 Points	1 / 4	25
Free Throws	0 / 0	0

#### 6 DE JONG Worthy



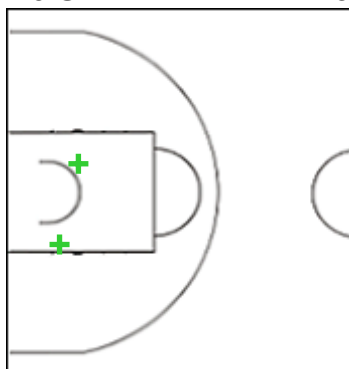
	M / A	%
Fied Goals	5 / 12	42
2 Points	2 / 4	50
3 Points	3 / 8	38
Free Throws	0 / 0	0

#### 9 KHERRAZI Mohamed



	M / A	%
Fied Goals	2 / 4	50
2 Points	2 / 4	50
3 Points	0 / 0	0
Free Throws	1 / 2	50

#### 13 SCHAFTENAAR Roeland



	M / A	%
Fied Goals	2 / 2	100
2 Points	2 / 2	100
3 Points	0 / 0	0
Free Throws	2 / 2	100

## Shot Chart

### CZE 88 vs 80 NED

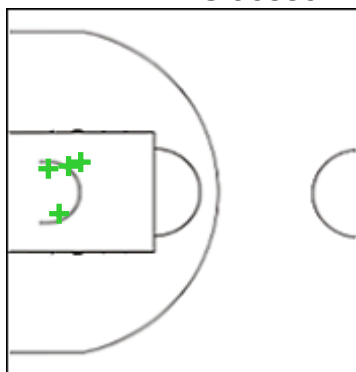
(24-14, 26-13, 16-30, 22-23)

Scoring by 5 min intervals:

	Q1		Q2		Q3		Q4	
CZE	13	24	34	50	57	66	73	88
NED	5	14	25	27	45	57	69	80

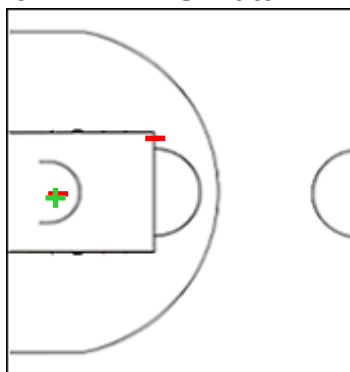
### NED - Netherlands

#### 14 EDWARDS Jesse



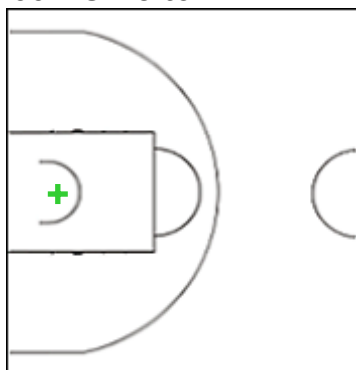
	M / A	%
Fied Goals	4 / 4	100
2 Points	4 / 4	100
3 Points	0 / 0	0
Free Throws	4 / 4	100

#### 32 HAARMS Matt



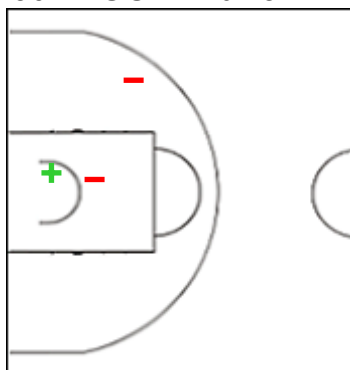
	M / A	%
Fied Goals	1 / 3	33
2 Points	1 / 3	33
3 Points	0 / 0	0
Free Throws	0 / 0	0

#### 33 KOK Jito



	M / A	%
Fied Goals	1 / 1	100
2 Points	1 / 1	100
3 Points	0 / 0	0
Free Throws	1 / 2	50

#### 90 KLOOF Charlon



	M / A	%
Fied Goals	1 / 5	20
2 Points	1 / 3	33
3 Points	0 / 2	0
Free Throws	0 / 0	0

#### GLOBAL PARTNERS



## Shot Chart

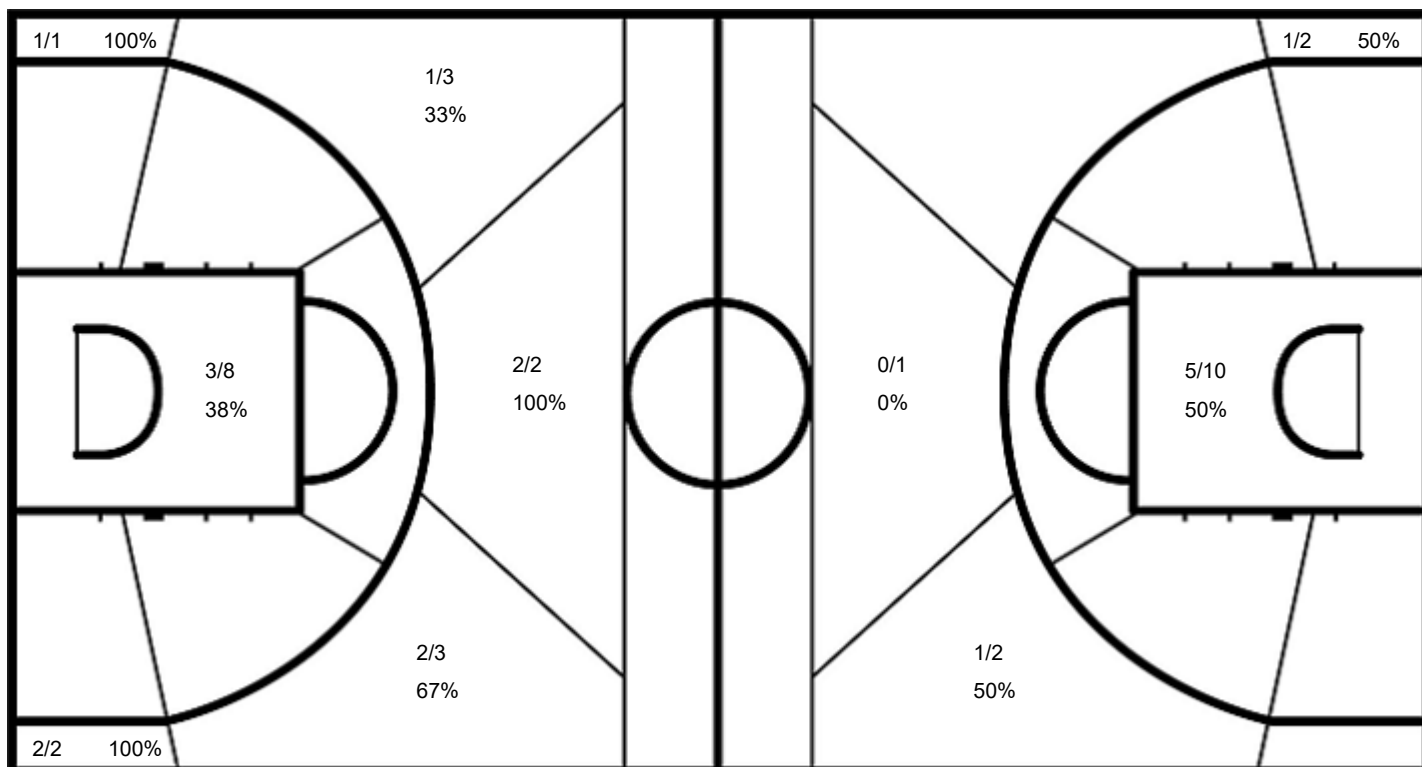
### CZE 88 vs 80 NED (24-14, 26-13, 16-30, 22-23)

Scoring by 5 min intervals:

	Q1		Q2		Q3		Q4	
<b>CZE</b>	13	24	34	50	57	66	73	88
<b>NED</b>	5	14	25	27	45	57	69	80

#### CZE - Czech Republic

#### NED - Netherlands



	M / A	%
<b>Fied Goals</b>	34 / 62	55
<b>2 Points</b>	25 / 40	63
<b>3 Points</b>	9 / 22	41
<b>Free Throws</b>	11 / 14	79

%	M / A	
45	26 / 58	<b>Fied Goals</b>
63	17 / 27	<b>2 Points</b>
29	9 / 31	<b>3 Points</b>
79	19 / 24	<b>Free Throws</b>

#### GLOBAL PARTNERS

