

Shot Chart

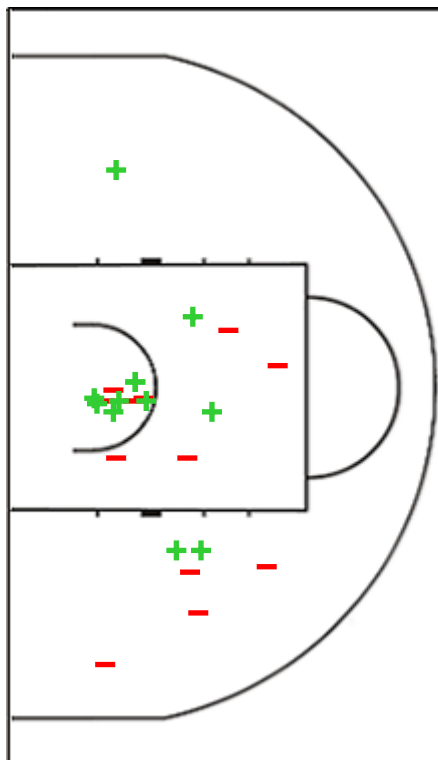
GER 80 vs 88 SLO

(14-21, 22-23, 19-17, 25-27)

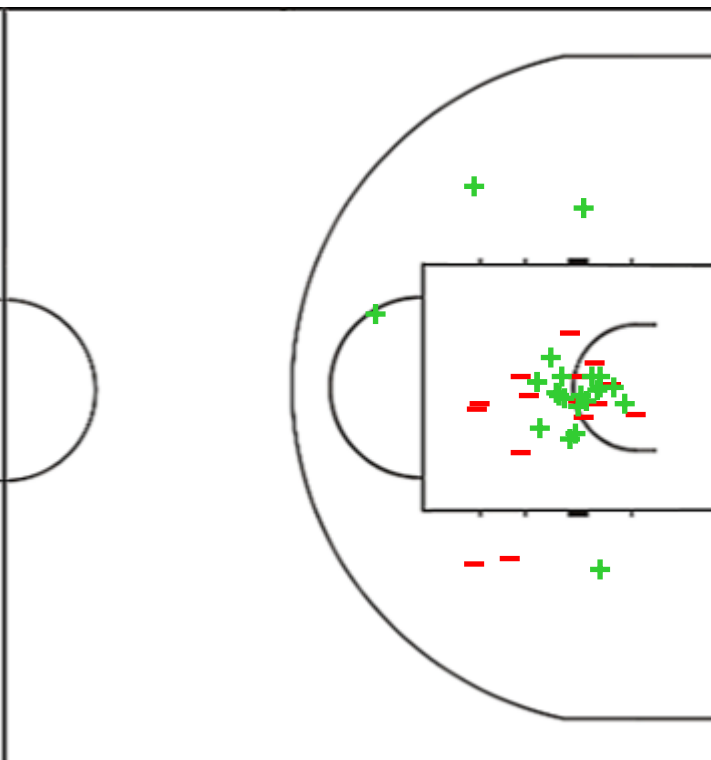
Scoring by 5 min intervals:

	Q1		Q2		Q3		Q4	
GER	3	14	20	36	46	55	66	80
SLO	6	21	31	44	50	61	73	88

GER - Germany



SLO - Slovenia



GER	M / A	%
Fied Goals	24 / 61	39
2 Points	12 / 24	50
3 Points	12 / 37	32
Free Throws	20 / 25	80

%	M / A	SLO
46	30 / 65	Fied Goals
61	23 / 38	2 Points
26	7 / 27	3 Points
81	21 / 26	Free Throws

GLOBAL PARTNERS



Shot Chart

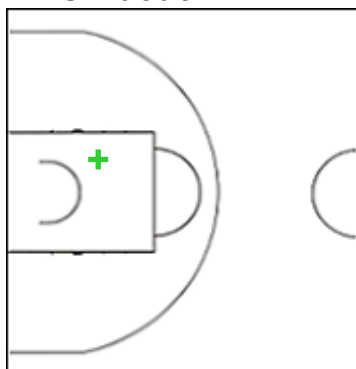
GER 80 vs 88 SLO (14-21, 22-23, 19-17, 25-27)

Scoring by 5 min intervals:

	Q1		Q2		Q3		Q4	
GER	3	14	20	36	46	55	66	80
SLO	6	21	31	44	50	61	73	88

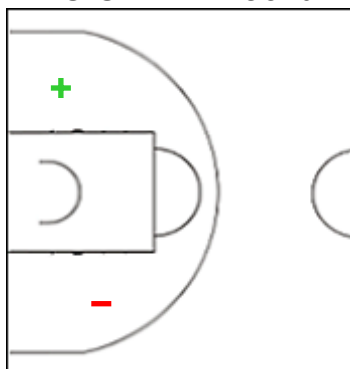
GER - Germany

4 LO Maodo



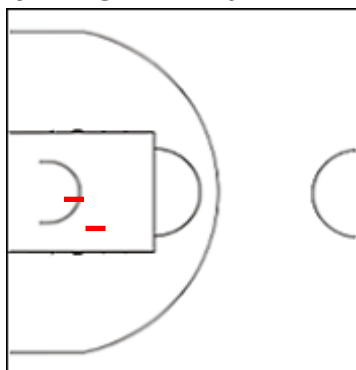
	M / A	%
Fied Goals	4 / 8	50
2 Points	1 / 1	100
3 Points	3 / 7	43
Free Throws	2 / 3	67

7 VOIGTMANN Johannes



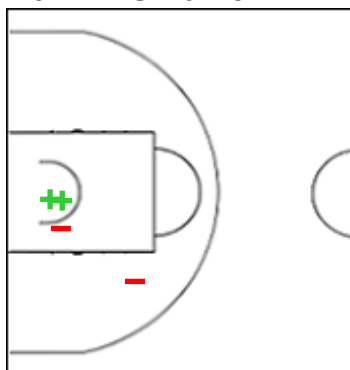
	M / A	%
Fied Goals	1 / 5	20
2 Points	1 / 2	50
3 Points	0 / 3	0
Free Throws	2 / 2	100

9 WAGNER Franz



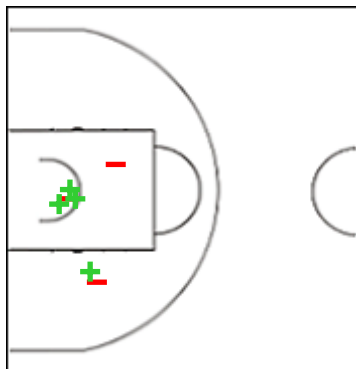
	M / A	%
Fied Goals	2 / 7	29
2 Points	0 / 2	0
3 Points	2 / 5	40
Free Throws	2 / 2	100

10 THEIS Daniel



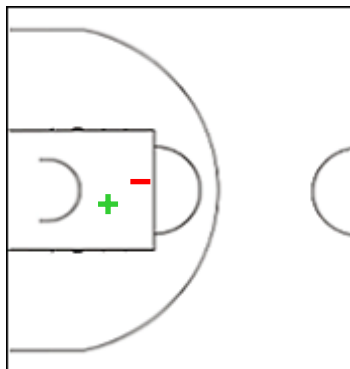
	M / A	%
Fied Goals	2 / 5	40
2 Points	2 / 4	50
3 Points	0 / 1	0
Free Throws	4 / 5	80

17 SCHRODER Dennis



	M / A	%
Fied Goals	7 / 17	41
2 Points	4 / 7	57
3 Points	3 / 10	30
Free Throws	2 / 3	67

18 WOHLFARTH-BOTTERMANN



	M / A	%
Fied Goals	1 / 2	50
2 Points	1 / 2	50
3 Points	0 / 0	0
Free Throws	1 / 2	50

GLOBAL PARTNERS



Shot Chart

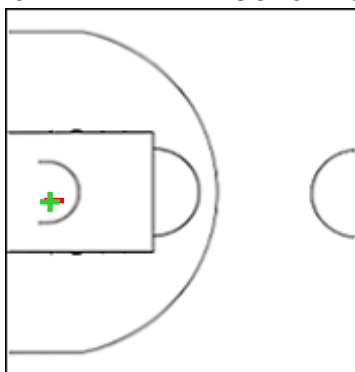
GER 80 vs 88 SLO (14-21, 22-23, 19-17, 25-27)

Scoring by 5 min intervals:

	Q1		Q2		Q3		Q4	
GER	3	14	20	36	46	55	66	80
SLO	6	21	31	44	50	61	73	88

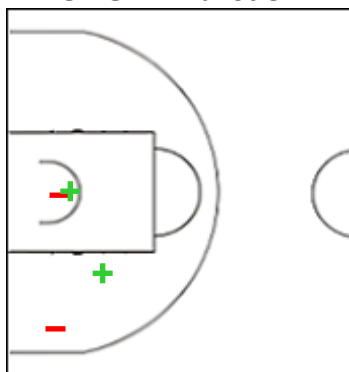
GER - Germany

32 THIEMANN Johannes



	M / A	%
Fied Goals	2 / 4	50
2 Points	1 / 2	50
3 Points	1 / 2	50
Free Throws	3 / 3	100

42 OBST Andreas



	M / A	%
Fied Goals	4 / 7	57
2 Points	2 / 4	50
3 Points	2 / 3	67
Free Throws	4 / 5	80

GLOBAL PARTNERS



Shot Chart

GER 80 vs 88 SLO

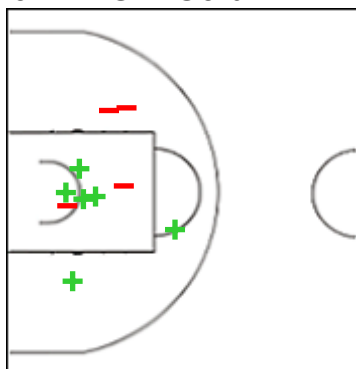
(14-21, 22-23, 19-17, 25-27)

Scoring by 5 min intervals:

	Q1		Q2		Q3		Q4	
GER	3	14	20	36	46	55	66	80
SLO	6	21	31	44	50	61	73	88

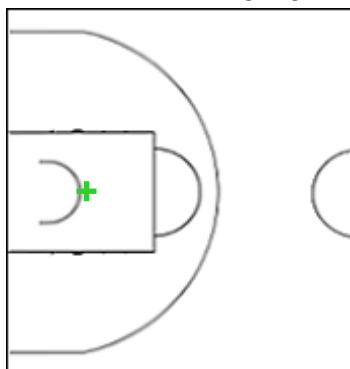
SLO - Slovenia

3 DRAGIC Goran



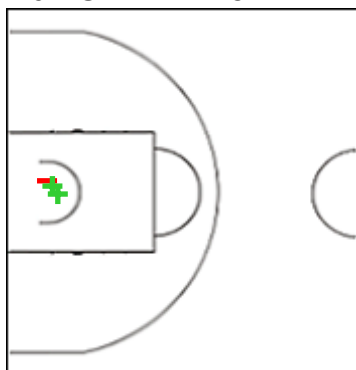
	M / A	%
Fied Goals	7 / 14	50
2 Points	6 / 10	60
3 Points	1 / 4	25
Free Throws	3 / 3	100

7 PREPELIC Klemen



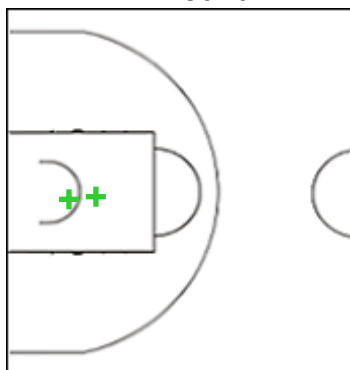
	M / A	%
Fied Goals	1 / 3	33
2 Points	1 / 1	100
3 Points	0 / 2	0
Free Throws	7 / 8	88

10 TOBEY Mike



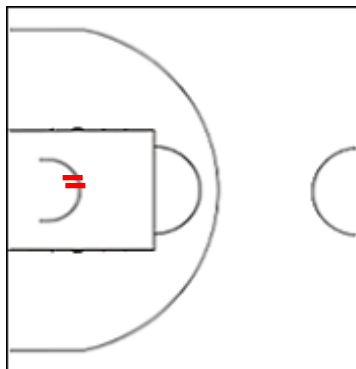
	M / A	%
Fied Goals	4 / 9	44
2 Points	2 / 3	67
3 Points	2 / 6	33
Free Throws	0 / 0	0

11 BLAZIC Jaka



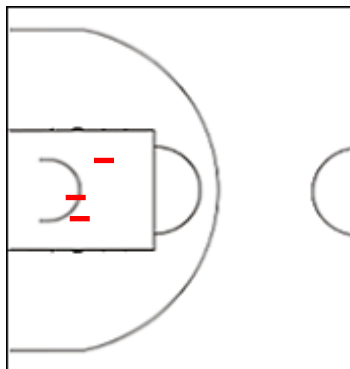
	M / A	%
Fied Goals	3 / 4	75
2 Points	2 / 2	100
3 Points	1 / 2	50
Free Throws	0 / 0	0

30 DRAGIC Zoran



	M / A	%
Fied Goals	1 / 3	33
2 Points	0 / 2	0
3 Points	1 / 1	100
Free Throws	0 / 0	0

31 CANCAR Vlatko



	M / A	%
Fied Goals	0 / 5	0
2 Points	0 / 3	0
3 Points	0 / 2	0
Free Throws	2 / 2	100

GLOBAL PARTNERS



Shot Chart

GER 80 vs 88 SLO

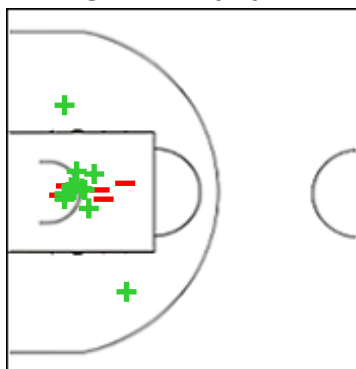
(14-21, 22-23, 19-17, 25-27)

Scoring by 5 min intervals:

	Q1		Q2		Q3		Q4	
GER	3	14	20	36	46	55	66	80
SLO	6	21	31	44	50	61	73	88

SLO - Slovenia

77 DONCIC Luka



	M / A	%
Fied Goals	14 / 25	56
2 Points	12 / 17	71
3 Points	2 / 8	25
Free Throws	6 / 9	67

GLOBAL PARTNERS



Shot Chart

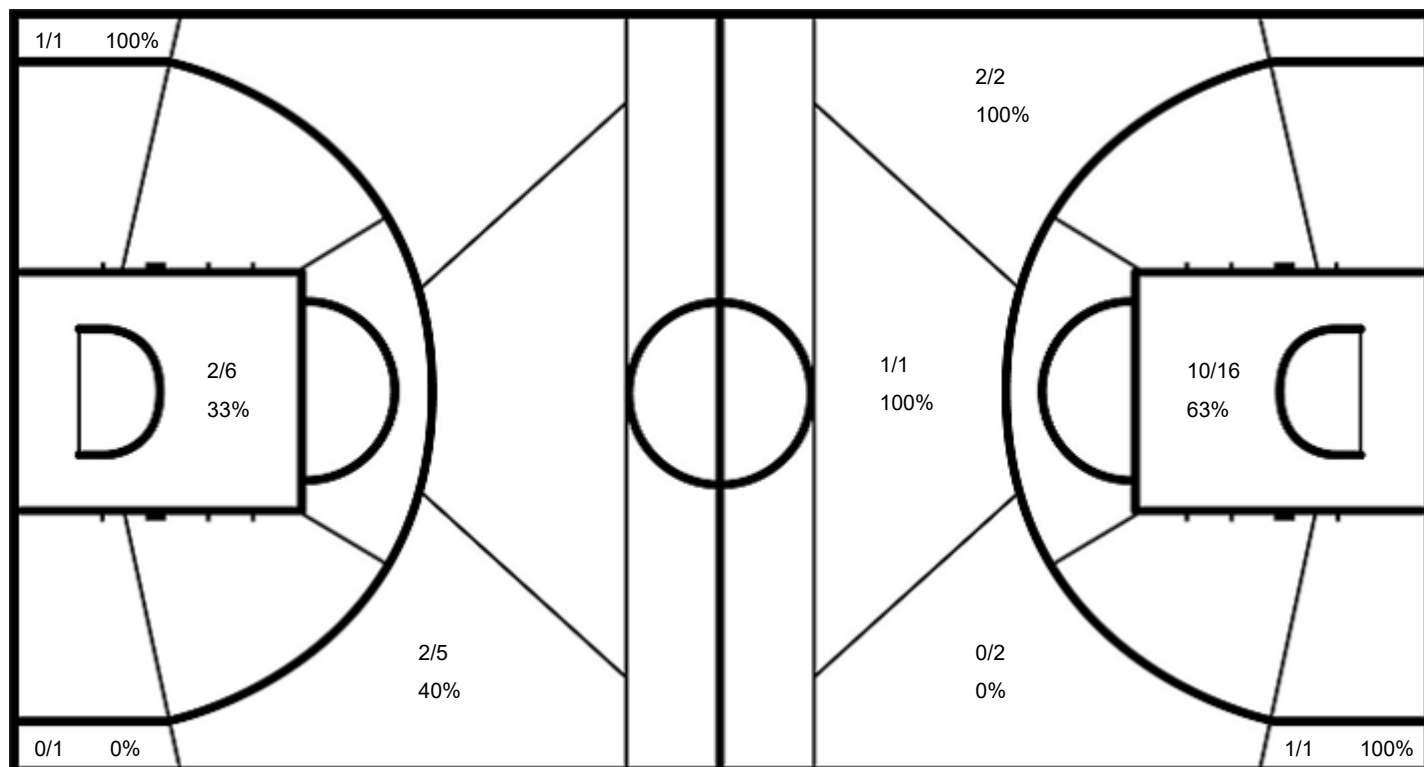
GER 80 vs 88 SLO (14-21, 22-23, 19-17, 25-27)

Scoring by 5 min intervals:

	Q1		Q2		Q3		Q4	
GER	3	14	20	36	46	55	66	80
SLO	6	21	31	44	50	61	73	88

GER - Germany

SLO - Slovenia



	M / A	%
Fied Goals	24 / 61	39
2 Points	12 / 24	50
3 Points	12 / 37	32
Free Throws	20 / 25	80

%	M / A	
46	30 / 65	Fied Goals
61	23 / 38	2 Points
26	7 / 27	3 Points
81	21 / 26	Free Throws

GLOBAL PARTNERS

