

## Shot Chart

### GRE 99 vs 79 UKR

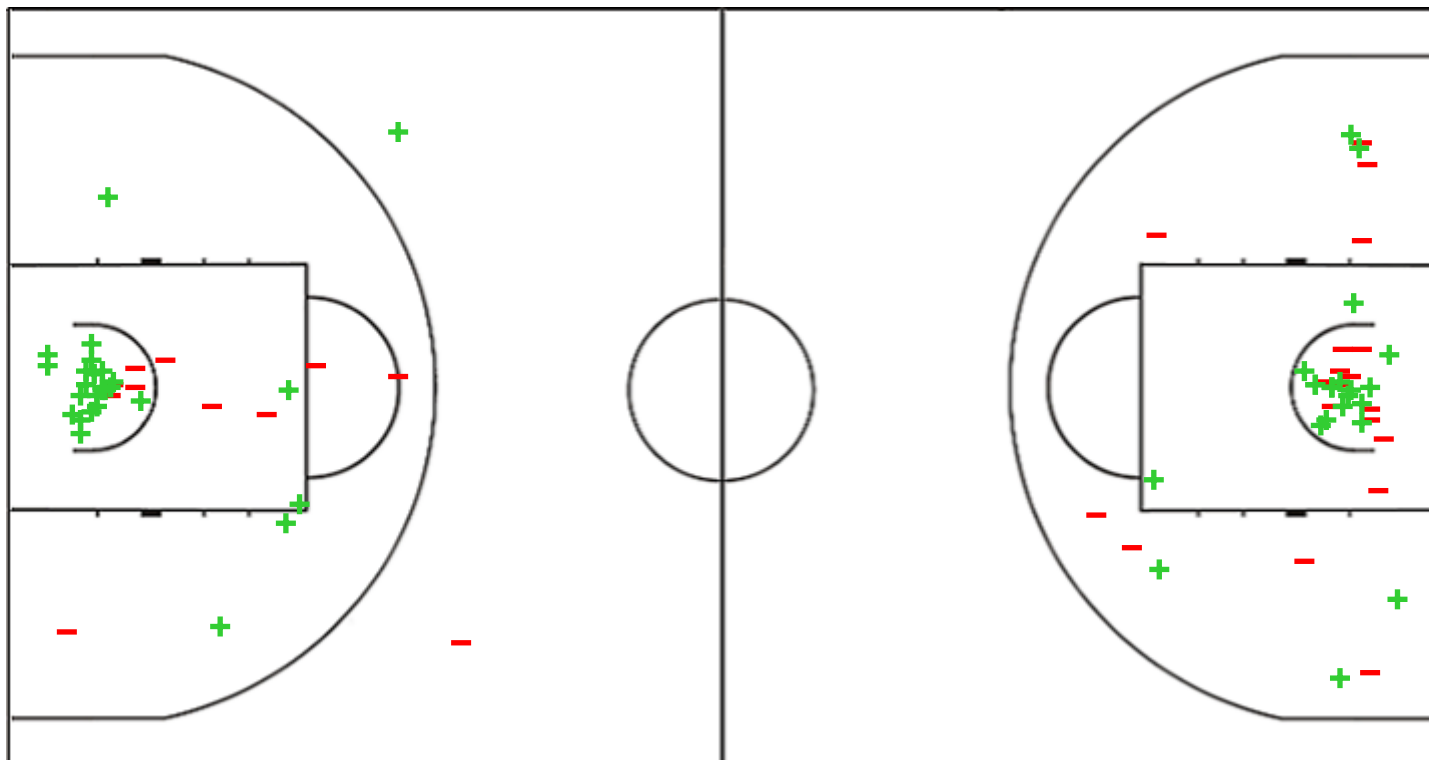
(23-20, 16-26, 32-11, 28-22)

Scoring by 5 min intervals:

|            | Q1 |    | Q2 |    | Q3 |    | Q4 |    |
|------------|----|----|----|----|----|----|----|----|
| <b>GRE</b> | 15 | 23 | 32 | 39 | 52 | 71 | 86 | 99 |
| <b>UKR</b> | 10 | 20 | 32 | 46 | 53 | 57 | 67 | 79 |

GRE - Greece

UKR - Ukraine



| GRE         | M / A   | %  |
|-------------|---------|----|
| Fied Goals  | 34 / 59 | 58 |
| 2 Points    | 27 / 39 | 69 |
| 3 Points    | 7 / 20  | 35 |
| Free Throws | 24 / 30 | 80 |

| %   | M / A   | UKR         |
|-----|---------|-------------|
| 45  | 32 / 71 | Fied Goals  |
| 53  | 23 / 43 | 2 Points    |
| 32  | 9 / 28  | 3 Points    |
| 100 | 6 / 6   | Free Throws |

GLOBAL PARTNERS



## Shot Chart

### GRE 99 vs 79 UKR

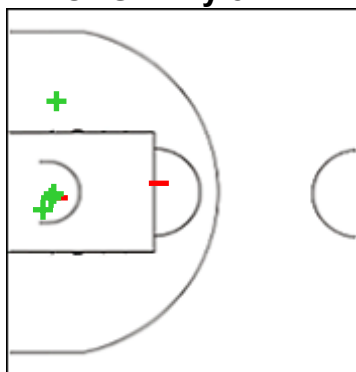
(23-20, 16-26, 32-11, 28-22)

Scoring by 5 min intervals:

|     | Q1 |    | Q2 |    | Q3 |    | Q4 |    |
|-----|----|----|----|----|----|----|----|----|
| GRE | 15 | 23 | 32 | 39 | 52 | 71 | 86 | 99 |
| UKR | 10 | 20 | 32 | 46 | 53 | 57 | 67 | 79 |

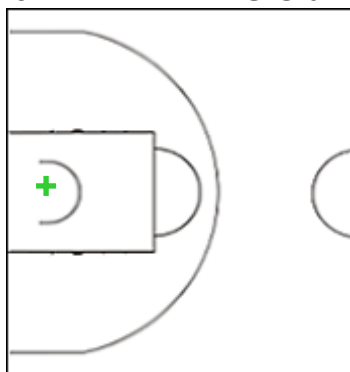
### GRE - Greece

#### 2 DORSEY Tyler



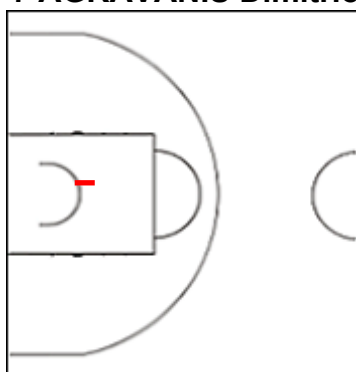
|             | M / A  | %  |
|-------------|--------|----|
| Fied Goals  | 5 / 10 | 50 |
| 2 Points    | 4 / 6  | 67 |
| 3 Points    | 1 / 4  | 25 |
| Free Throws | 2 / 3  | 67 |

#### 5 LARENTZAKIS Giannoulis



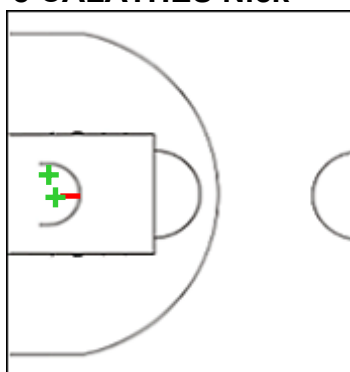
|             | M / A | %   |
|-------------|-------|-----|
| Fied Goals  | 1 / 2 | 50  |
| 2 Points    | 1 / 1 | 100 |
| 3 Points    | 0 / 1 | 0   |
| Free Throws | 0 / 0 | 0   |

#### 7 AGRAVANIS Dimitrios



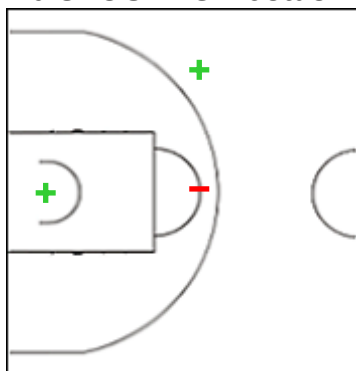
|             | M / A | %   |
|-------------|-------|-----|
| Fied Goals  | 1 / 3 | 33  |
| 2 Points    | 0 / 1 | 0   |
| 3 Points    | 1 / 2 | 50  |
| Free Throws | 2 / 2 | 100 |

#### 8 CALATHES Nick



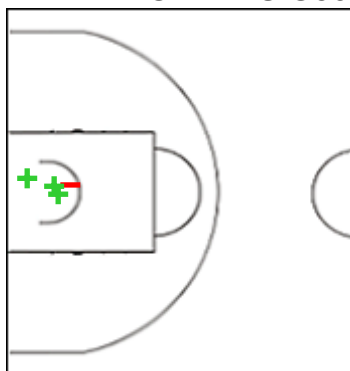
|             | M / A | %  |
|-------------|-------|----|
| Fied Goals  | 5 / 9 | 56 |
| 2 Points    | 2 / 3 | 67 |
| 3 Points    | 3 / 6 | 50 |
| Free Throws | 0 / 0 | 0  |

#### 10 SLOUKAS Kostas



|             | M / A | %  |
|-------------|-------|----|
| Fied Goals  | 3 / 6 | 50 |
| 2 Points    | 2 / 3 | 67 |
| 3 Points    | 1 / 3 | 33 |
| Free Throws | 0 / 0 | 0  |

#### 14 PAPAGIANNIS Georgios



|             | M / A | %  |
|-------------|-------|----|
| Fied Goals  | 3 / 5 | 60 |
| 2 Points    | 3 / 5 | 60 |
| 3 Points    | 0 / 0 | 0  |
| Free Throws | 0 / 0 | 0  |

### GLOBAL PARTNERS



Shot Chart

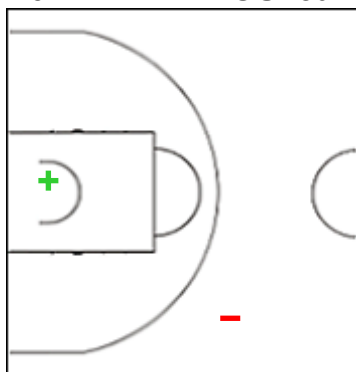
GRE 99 vs 79 UKR  
(23-20, 16-26, 32-11, 28-22)

Scoring by 5 min intervals:

|     | Q1 |    | Q2 |    | Q3 |    | Q4 |    |
|-----|----|----|----|----|----|----|----|----|
| GRE | 15 | 23 | 32 | 39 | 52 | 71 | 86 | 99 |
| UKR | 10 | 20 | 32 | 46 | 53 | 57 | 67 | 79 |

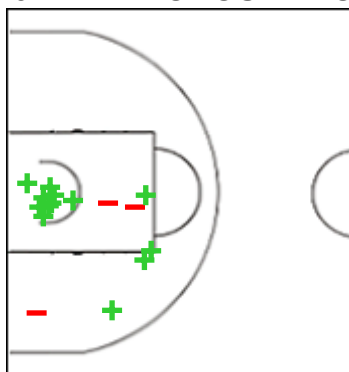
GRE - Greece

19 PAPAPETROU Ioannis



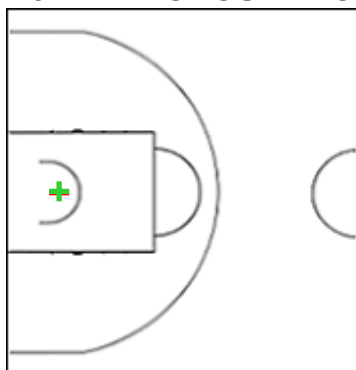
|             | M / A | %   |
|-------------|-------|-----|
| Fied Goals  | 1 / 2 | 50  |
| 2 Points    | 1 / 2 | 50  |
| 3 Points    | 0 / 0 | 0   |
| Free Throws | 2 / 2 | 100 |

34 ANTETOKOUNMPO Giannis



|             | M / A   | %  |
|-------------|---------|----|
| Fied Goals  | 13 / 18 | 72 |
| 2 Points    | 13 / 16 | 81 |
| 3 Points    | 0 / 2   | 0  |
| Free Throws | 15 / 18 | 83 |

43 ANTETOKOUNMPO



|             | M / A | %  |
|-------------|-------|----|
| Fied Goals  | 1 / 2 | 50 |
| 2 Points    | 1 / 2 | 50 |
| 3 Points    | 0 / 0 | 0  |
| Free Throws | 0 / 0 | 0  |

GLOBAL PARTNERS



## Shot Chart

### GRE 99 vs 79 UKR

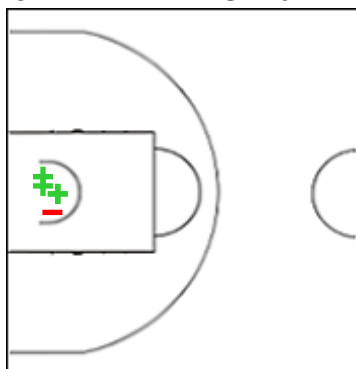
(23-20, 16-26, 32-11, 28-22)

Scoring by 5 min intervals:

|     | Q1 |    | Q2 |    | Q3 |    | Q4 |    |
|-----|----|----|----|----|----|----|----|----|
| GRE | 15 | 23 | 32 | 39 | 52 | 71 | 86 | 99 |
| UKR | 10 | 20 | 32 | 46 | 53 | 57 | 67 | 79 |

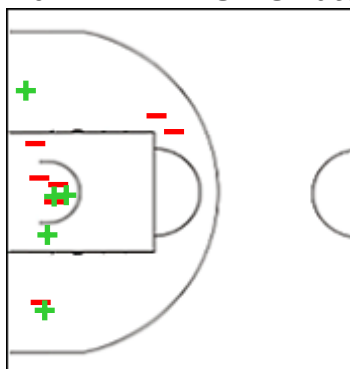
### UKR - Ukraine

#### 5 TKACHENKO Ivan



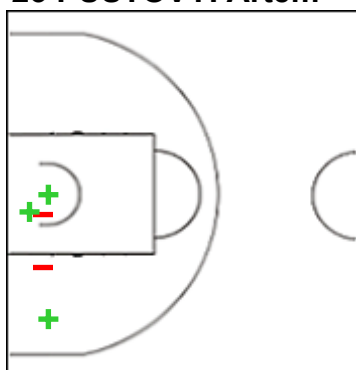
|             | M / A  | %  |
|-------------|--------|----|
| Fied Goals  | 4 / 11 | 36 |
| 2 Points    | 4 / 5  | 80 |
| 3 Points    | 0 / 6  | 0  |
| Free Throws | 0 / 0  | 0  |

#### 10 MYKHAILIUK Sviatoslav



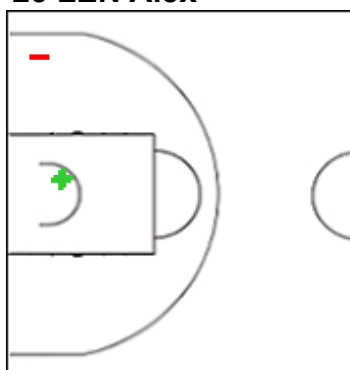
|             | M / A  | %   |
|-------------|--------|-----|
| Fied Goals  | 6 / 17 | 35  |
| 2 Points    | 5 / 12 | 42  |
| 3 Points    | 1 / 5  | 20  |
| Free Throws | 3 / 3  | 100 |

#### 23 PUSTOVYI Artem



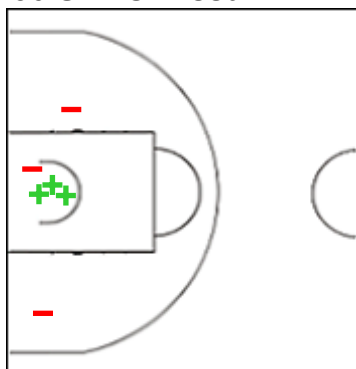
|             | M / A | %  |
|-------------|-------|----|
| Fied Goals  | 3 / 5 | 60 |
| 2 Points    | 3 / 5 | 60 |
| 3 Points    | 0 / 0 | 0  |
| Free Throws | 0 / 0 | 0  |

#### 25 LEN Alex



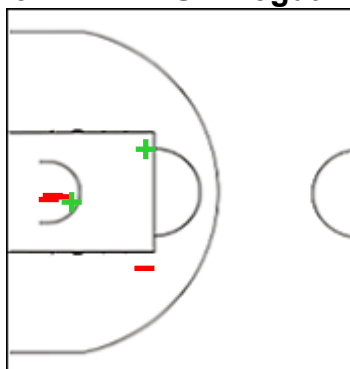
|             | M / A | %  |
|-------------|-------|----|
| Fied Goals  | 4 / 7 | 57 |
| 2 Points    | 2 / 3 | 67 |
| 3 Points    | 2 / 4 | 50 |
| Free Throws | 0 / 0 | 0  |

#### 30 SANON Issuf



|             | M / A  | %   |
|-------------|--------|-----|
| Fied Goals  | 6 / 10 | 60  |
| 2 Points    | 3 / 6  | 50  |
| 3 Points    | 3 / 4  | 75  |
| Free Throws | 1 / 1  | 100 |

#### 32 BLIZNYUK Bogdan



|             | M / A | %  |
|-------------|-------|----|
| Fied Goals  | 2 / 6 | 33 |
| 2 Points    | 2 / 6 | 33 |
| 3 Points    | 0 / 0 | 0  |
| Free Throws | 0 / 0 | 0  |

### GLOBAL PARTNERS

## Shot Chart

### GRE 99 vs 79 UKR

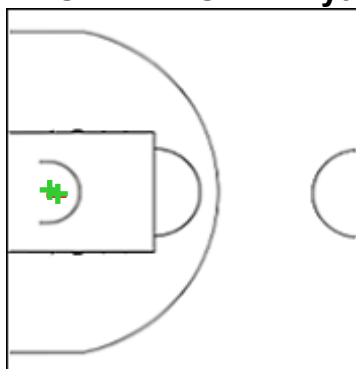
(23-20, 16-26, 32-11, 28-22)

Scoring by 5 min intervals:

|     | Q1 |    | Q2 |    | Q3 |    | Q4 |    |
|-----|----|----|----|----|----|----|----|----|
| GRE | 15 | 23 | 32 | 39 | 52 | 71 | 86 | 99 |
| UKR | 10 | 20 | 32 | 46 | 53 | 57 | 67 | 79 |

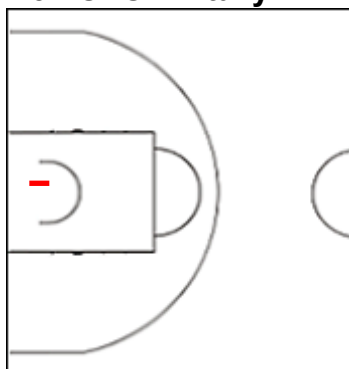
### UKR - Ukraine

#### 44 SKAPINTSEV Dmytro



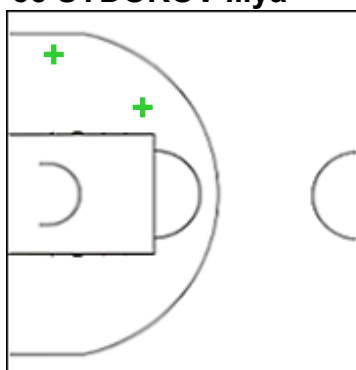
|             | M / A | %  |
|-------------|-------|----|
| Fied Goals  | 2 / 4 | 50 |
| 2 Points    | 2 / 3 | 67 |
| 3 Points    | 0 / 1 | 0  |
| Free Throws | 0 / 0 | 0  |

#### 45 ZOTOV Vitaliy



|             | M / A | %   |
|-------------|-------|-----|
| Fied Goals  | 0 / 4 | 0   |
| 2 Points    | 0 / 1 | 0   |
| 3 Points    | 0 / 3 | 0   |
| Free Throws | 2 / 2 | 100 |

#### 55 SYDOROV Ilyya



|             | M / A | %   |
|-------------|-------|-----|
| Fied Goals  | 4 / 6 | 67  |
| 2 Points    | 2 / 2 | 100 |
| 3 Points    | 2 / 4 | 50  |
| Free Throws | 0 / 0 | 0   |

#### GLOBAL PARTNERS



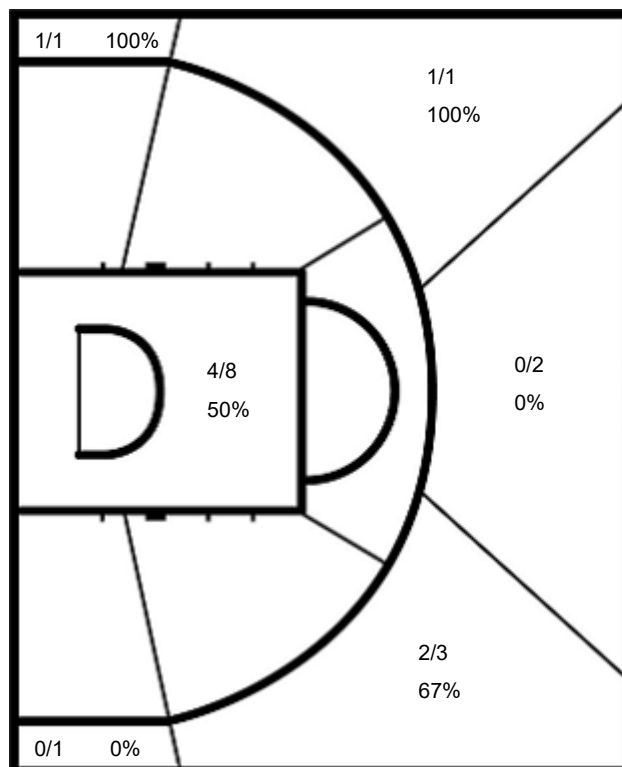
## Shot Chart

### GRE 99 vs 79 UKR (23-20, 16-26, 32-11, 28-22)

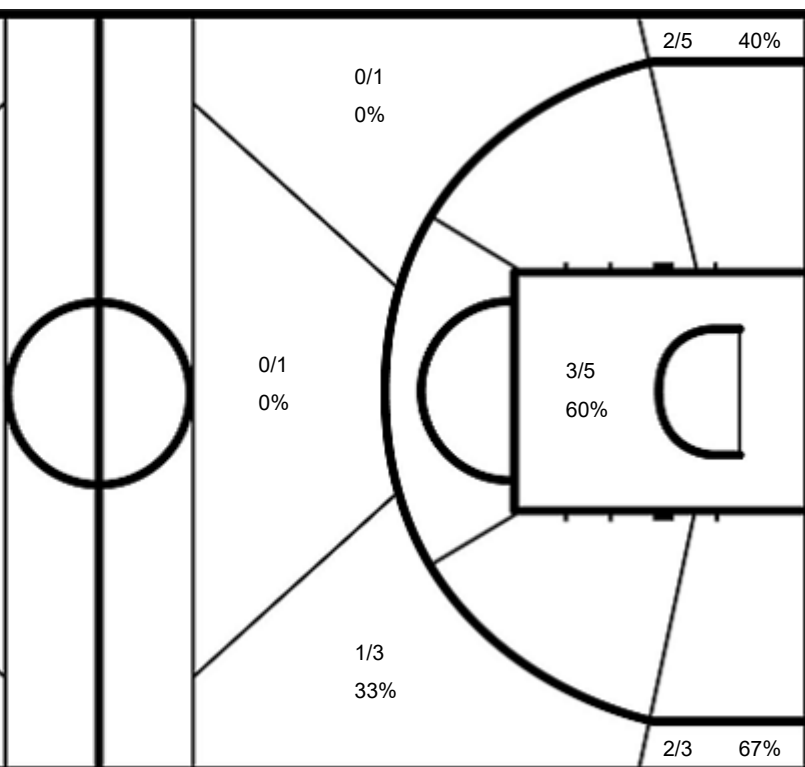
Scoring by 5 min intervals:

|     | Q1 |    | Q2 |    | Q3 |    | Q4 |    |
|-----|----|----|----|----|----|----|----|----|
| GRE | 15 | 23 | 32 | 39 | 52 | 71 | 86 | 99 |
| UKR | 10 | 20 | 32 | 46 | 53 | 57 | 67 | 79 |

#### GRE - Greece



#### UKR - Ukraine



|             | M / A   | %  |
|-------------|---------|----|
| Fied Goals  | 34 / 59 | 58 |
| 2 Points    | 27 / 39 | 69 |
| 3 Points    | 7 / 20  | 35 |
| Free Throws | 24 / 30 | 80 |

| %   | M / A   |             |
|-----|---------|-------------|
| 45  | 32 / 71 | Fied Goals  |
| 53  | 23 / 43 | 2 Points    |
| 32  | 9 / 28  | 3 Points    |
| 100 | 6 / 6   | Free Throws |

#### GLOBAL PARTNERS

