

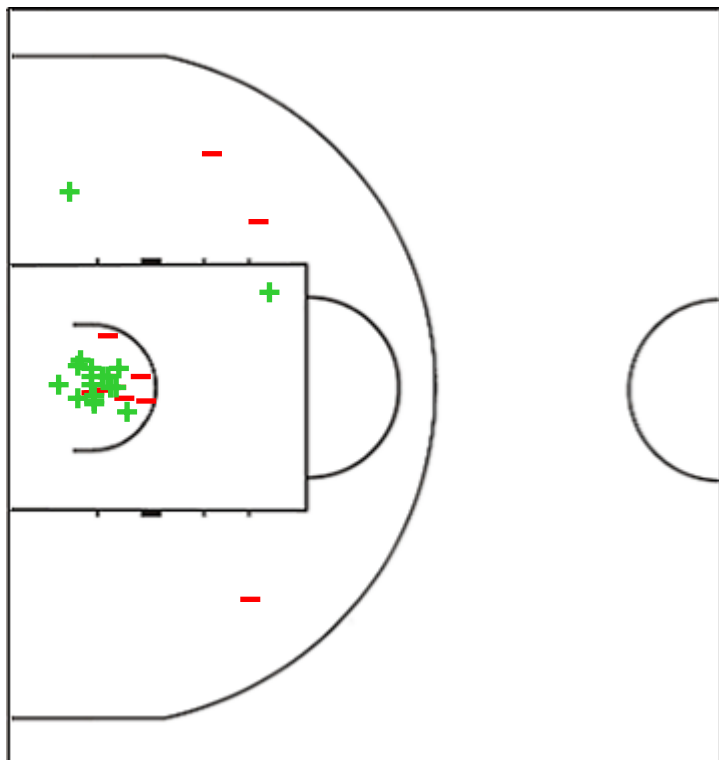
Shot Chart

EST 94 vs 62 GBR
(24-18, 25-18, 29-17, 16-9)

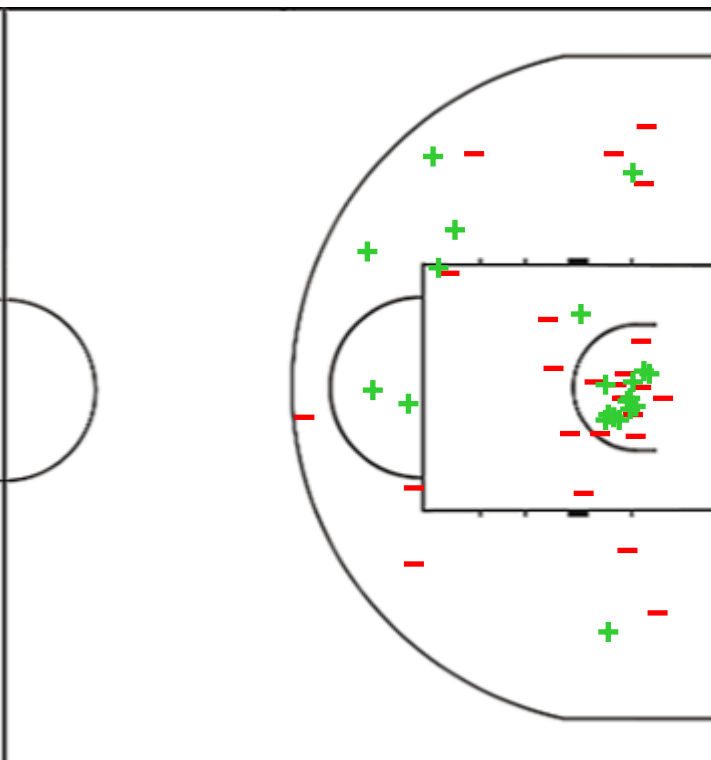
Scoring by 5 min intervals:

| | Q1 | | Q2 | | Q3 | | Q4 | |
|------------|----|----|----|----|----|----|----|----|
| EST | 12 | 24 | 36 | 49 | 65 | 78 | 85 | 94 |
| GBR | 11 | 18 | 24 | 36 | 41 | 53 | 53 | 62 |

EST - Estonia



GBR - Great Britain



| EST | M / A | % |
|--------------------|---------|----|
| Fied Goals | 33 / 62 | 53 |
| 2 Points | 19 / 31 | 61 |
| 3 Points | 14 / 31 | 45 |
| Free Throws | 14 / 15 | 93 |

| % | M / A | GBR |
|----|---------|--------------------|
| 37 | 25 / 67 | Fied Goals |
| 46 | 21 / 46 | 2 Points |
| 19 | 4 / 21 | 3 Points |
| 80 | 8 / 10 | Free Throws |

GLOBAL PARTNERS



Shot Chart

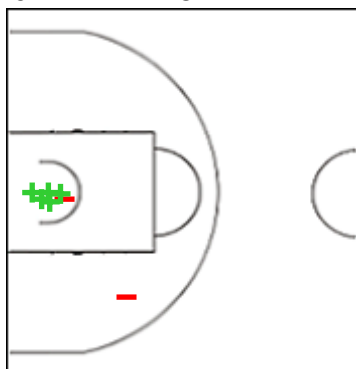
EST 94 vs 62 GBR (24-18, 25-18, 29-17, 16-9)

Scoring by 5 min intervals:

| | Q1 | | Q2 | | Q3 | | Q4 | |
|------------|----|----|----|----|----|----|----|----|
| EST | 12 | 24 | 36 | 49 | 65 | 78 | 85 | 94 |
| GBR | 11 | 18 | 24 | 36 | 41 | 53 | 53 | 62 |

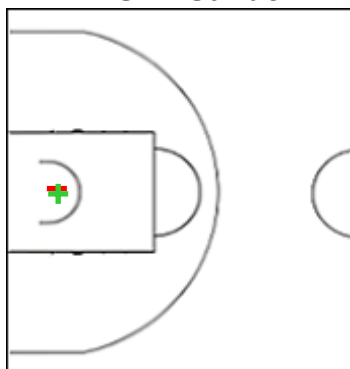
EST - Estonia

0 DRELL Henri



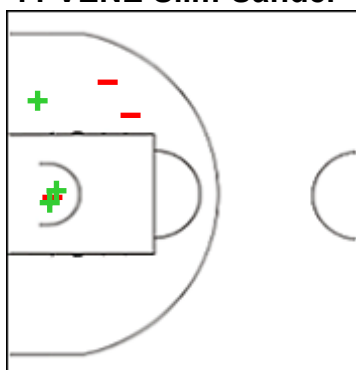
| | M / A | % |
|-------------|--------|-----|
| Fied Goals | 8 / 12 | 67 |
| 2 Points | 5 / 7 | 71 |
| 3 Points | 3 / 5 | 60 |
| Free Throws | 1 / 1 | 100 |

2 RAIESTE Sander



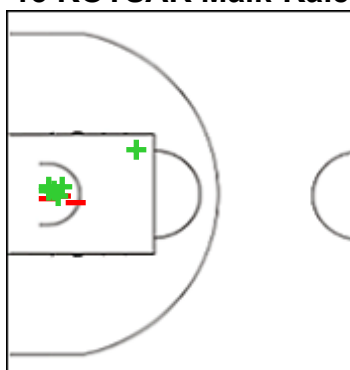
| | M / A | % |
|-------------|-------|----|
| Fied Goals | 1 / 5 | 20 |
| 2 Points | 1 / 2 | 50 |
| 3 Points | 0 / 3 | 0 |
| Free Throws | 0 / 0 | 0 |

11 VENE Siim-Sander



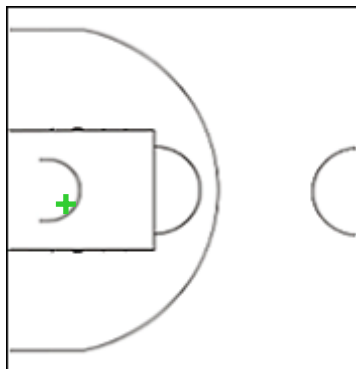
| | M / A | % |
|-------------|--------|-----|
| Fied Goals | 5 / 11 | 45 |
| 2 Points | 3 / 6 | 50 |
| 3 Points | 2 / 5 | 40 |
| Free Throws | 6 / 6 | 100 |

15 KOTSAR Maik-Kalev



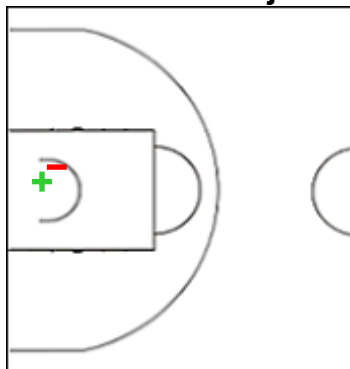
| | M / A | % |
|-------------|-------|----|
| Fied Goals | 6 / 9 | 67 |
| 2 Points | 6 / 9 | 67 |
| 3 Points | 0 / 0 | 0 |
| Free Throws | 3 / 4 | 75 |

21 JOESAAR Janari



| | M / A | % |
|-------------|-------|-----|
| Fied Goals | 4 / 7 | 57 |
| 2 Points | 1 / 1 | 100 |
| 3 Points | 3 / 6 | 50 |
| Free Throws | 0 / 0 | 0 |

33 KITSING Kristjan



| | M / A | % |
|-------------|-------|----|
| Fied Goals | 5 / 8 | 63 |
| 2 Points | 1 / 2 | 50 |
| 3 Points | 4 / 6 | 67 |
| Free Throws | 0 / 0 | 0 |

GLOBAL PARTNERS

Shot Chart

EST 94 vs 62 GBR

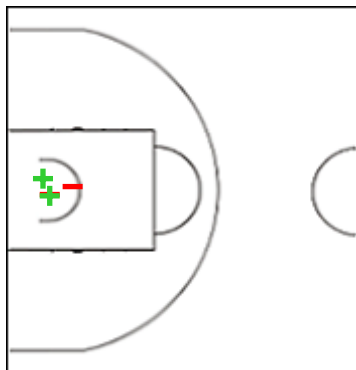
(24-18, 25-18, 29-17, 16-9)

Scoring by 5 min intervals:

| | Q1 | | Q2 | | Q3 | | Q4 | |
|-----|----|----|----|----|----|----|----|----|
| EST | 12 | 24 | 36 | 49 | 65 | 78 | 85 | 94 |
| GBR | 11 | 18 | 24 | 36 | 41 | 53 | 53 | 62 |

EST - Estonia

77 KULLAMAE Kristian



| | M / A | % |
|-------------|-------|-----|
| Fied Goals | 2 / 6 | 33 |
| 2 Points | 2 / 4 | 50 |
| 3 Points | 0 / 2 | 0 |
| Free Throws | 2 / 2 | 100 |

GLOBAL PARTNERS



Shot Chart

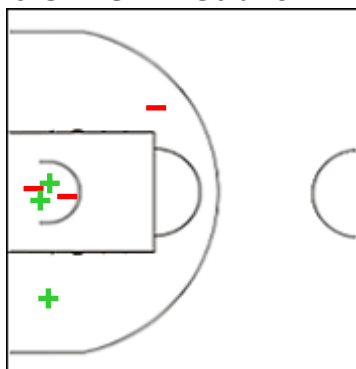
EST 94 vs 62 GBR (24-18, 25-18, 29-17, 16-9)

Scoring by 5 min intervals:

| | Q1 | | Q2 | | Q3 | | Q4 | |
|-----|----|----|----|----|----|----|----|----|
| EST | 12 | 24 | 36 | 49 | 65 | 78 | 85 | 94 |
| GBR | 11 | 18 | 24 | 36 | 41 | 53 | 53 | 62 |

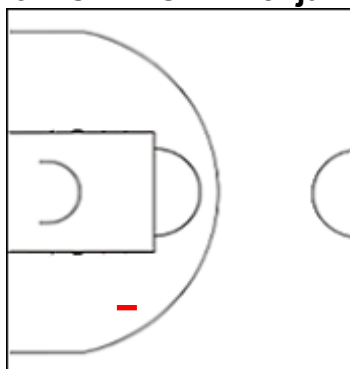
GBR - Great Britain

0 OLASENI Gabriel



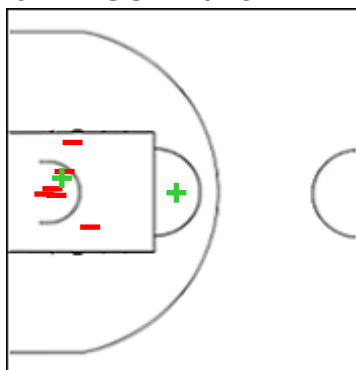
| | M / A | % |
|-------------|-------|-----|
| Fied Goals | 3 / 6 | 50 |
| 2 Points | 3 / 6 | 50 |
| 3 Points | 0 / 0 | 0 |
| Free Throws | 3 / 3 | 100 |

3 MOCKFORD Benjamin



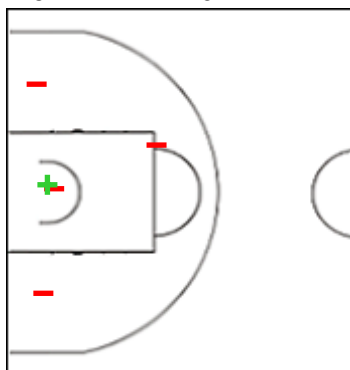
| | M / A | % |
|-------------|-------|---|
| Fied Goals | 0 / 3 | 0 |
| 2 Points | 0 / 1 | 0 |
| 3 Points | 0 / 2 | 0 |
| Free Throws | 0 / 0 | 0 |

6 NELSON Luke



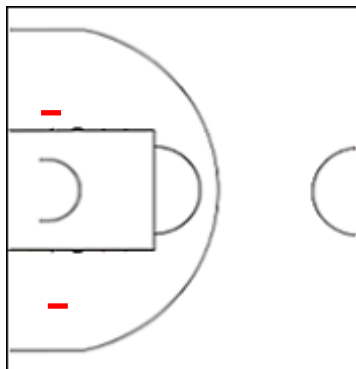
| | M / A | % |
|-------------|--------|----|
| Fied Goals | 3 / 14 | 21 |
| 2 Points | 2 / 8 | 25 |
| 3 Points | 1 / 6 | 17 |
| Free Throws | 0 / 1 | 0 |

10 CLARK Dan



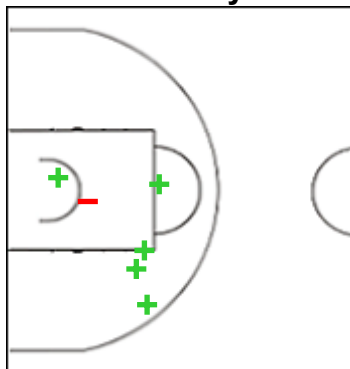
| | M / A | % |
|-------------|-------|-----|
| Fied Goals | 1 / 7 | 14 |
| 2 Points | 1 / 5 | 20 |
| 3 Points | 0 / 2 | 0 |
| Free Throws | 2 / 2 | 100 |

13 BIGBY-WILLIAMS Kavell



| | M / A | % |
|-------------|-------|---|
| Fied Goals | 0 / 2 | 0 |
| 2 Points | 0 / 2 | 0 |
| 3 Points | 0 / 0 | 0 |
| Free Throws | 0 / 0 | 0 |

22 HESSON Myles



| | M / A | % |
|-------------|-------|----|
| Fied Goals | 6 / 9 | 67 |
| 2 Points | 5 / 6 | 83 |
| 3 Points | 1 / 3 | 33 |
| Free Throws | 1 / 2 | 50 |

Shot Chart

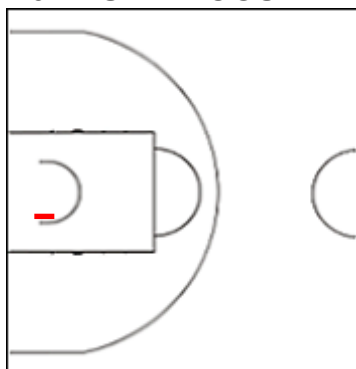
EST 94 vs 62 GBR (24-18, 25-18, 29-17, 16-9)

Scoring by 5 min intervals:

| | Q1 | | Q2 | | Q3 | | Q4 | |
|-----|----|----|----|----|----|----|----|----|
| EST | 12 | 24 | 36 | 49 | 65 | 78 | 85 | 94 |
| GBR | 11 | 18 | 24 | 36 | 41 | 53 | 53 | 62 |

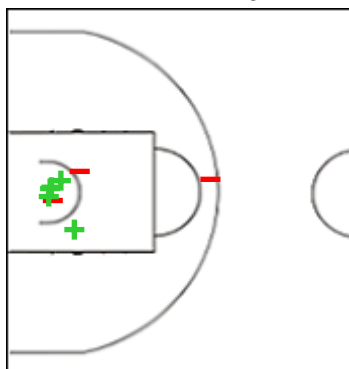
GBR - Great Britain

23 LAUTIER-OGUNLEYE



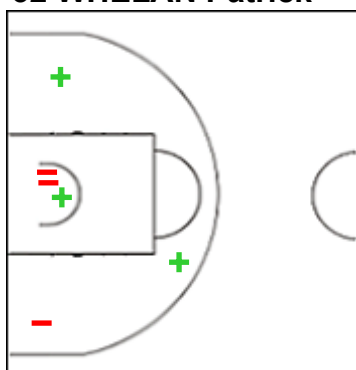
| | M / A | % |
|-------------|-------|---|
| Fied Goals | 0 / 1 | 0 |
| 2 Points | 0 / 1 | 0 |
| 3 Points | 0 / 0 | 0 |
| Free Throws | 0 / 0 | 0 |

24 WHEATLE Carl



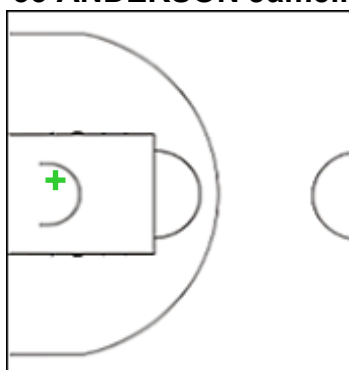
| | M / A | % |
|-------------|-------|-----|
| Fied Goals | 5 / 9 | 56 |
| 2 Points | 5 / 8 | 63 |
| 3 Points | 0 / 1 | 0 |
| Free Throws | 2 / 2 | 100 |

32 WHELAN Patrick



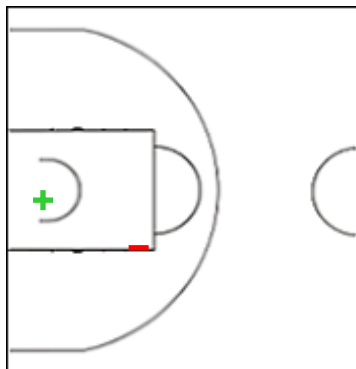
| | M / A | % |
|-------------|--------|----|
| Fied Goals | 5 / 11 | 45 |
| 2 Points | 3 / 6 | 50 |
| 3 Points | 2 / 5 | 40 |
| Free Throws | 0 / 0 | 0 |

33 ANDERSON Jamell



| | M / A | % |
|-------------|-------|-----|
| Fied Goals | 1 / 1 | 100 |
| 2 Points | 1 / 1 | 100 |
| 3 Points | 0 / 0 | 0 |
| Free Throws | 0 / 0 | 0 |

77 VAN OOSTRUM Devon



| | M / A | % |
|-------------|-------|----|
| Fied Goals | 1 / 4 | 25 |
| 2 Points | 1 / 2 | 50 |
| 3 Points | 0 / 2 | 0 |
| Free Throws | 0 / 0 | 0 |

GLOBAL PARTNERS

Shot Chart

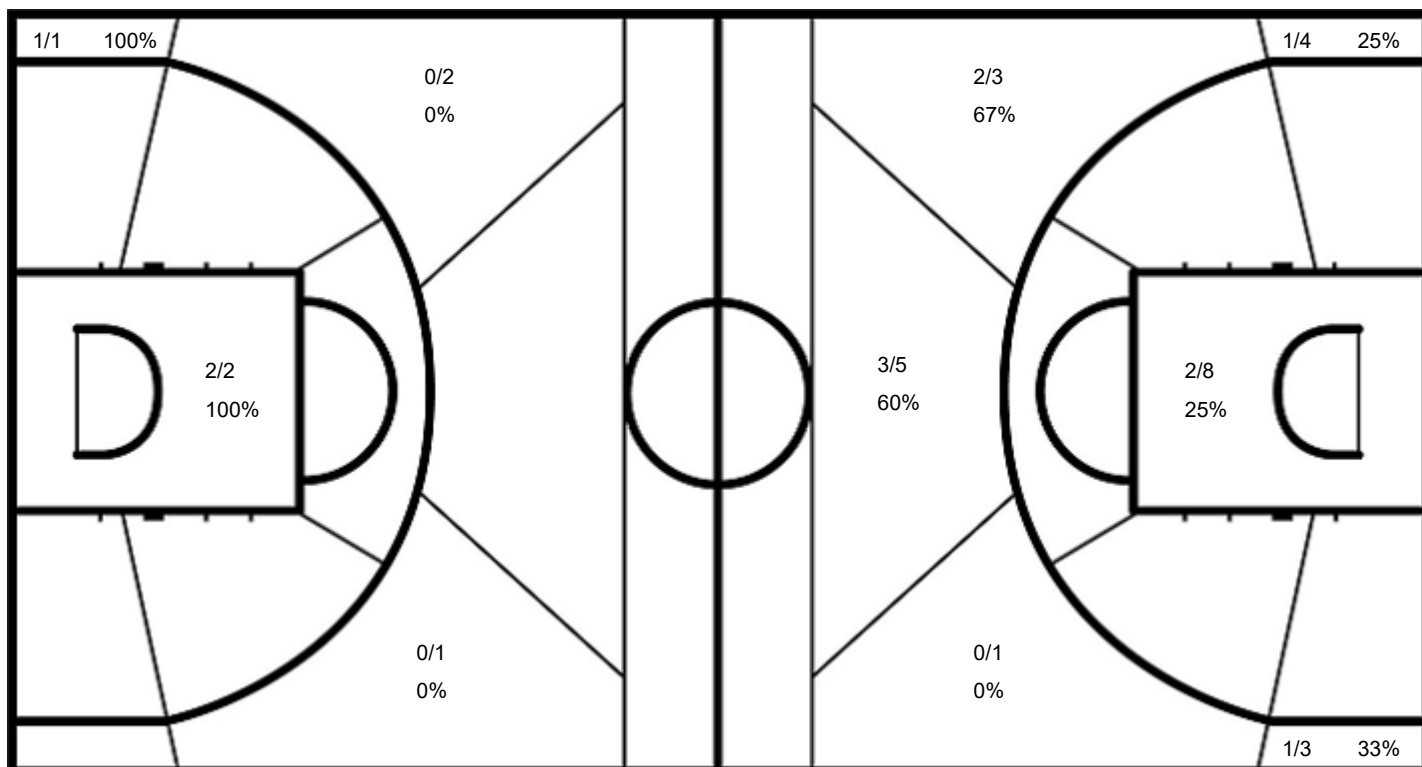
EST 94 vs 62 GBR (24-18, 25-18, 29-17, 16-9)

Scoring by 5 min intervals:

| | Q1 | | Q2 | | Q3 | | Q4 | |
|------------|----|----|----|----|----|----|----|----|
| EST | 12 | 24 | 36 | 49 | 65 | 78 | 85 | 94 |
| GBR | 11 | 18 | 24 | 36 | 41 | 53 | 53 | 62 |

EST - Estonia

GBR - Great Britain



| | M / A | % |
|--------------------|---------|----|
| Fied Goals | 33 / 62 | 53 |
| 2 Points | 19 / 31 | 61 |
| 3 Points | 14 / 31 | 45 |
| Free Throws | 14 / 15 | 93 |

| % | M / A | |
|----|---------|--------------------|
| 37 | 25 / 67 | Fied Goals |
| 46 | 21 / 46 | 2 Points |
| 19 | 4 / 21 | 3 Points |
| 80 | 8 / 10 | Free Throws |

GLOBAL PARTNERS

