

Cumulative statistics

BEL - Belgium

After 5 games

No	Name	GP	MIN	MPG	Field Goals		2 Points		3 Points		Free Throws		Rebounds			AS	TO	ST	BS	PF	FD	+/-	PTS	PPG																				
					M/A	%	M/A	%	M/A	%	M/A	%	OR	DR	TOT																													
4	LECOMTE Emmanuel	5	31:33	26:18	28/60	47	27/44	61	1/16	6	11/16	69	5	11	16	18	7	2		12	15	10	68	13.6																				
8	MWEMA Jean-Marc	5	01:55	20:23	8/20	40	2/4	50	6/16	38	3/3	100	1	15	16	8	3	4		12	8	4	25	5.0																				
9	TABU Jonathan	5	77:24	15:28	9/23	39	2/4	50	7/19	37	10/11	91	10	10	10	15	8	2		14	13	-1	35	7.0																				
13	GILLET Pierre-Antoine	5	14:44	22:56	12/28	43	5/6	83	7/22	32	6/7	86	4	14	18	5	4	4	2	11	2	22	37	7.4																				
14	DE ZEEUW Maxime	5	71:46	14:21	12/30	40	4/11	36	8/19	42	2/3	67	2	12	14	4	3	3		8	6	-12	34	6.8																				
16	TUMBA Kevin	5	59:15	11:51	4/7	57	4/7	57			3/9	33	1	8	9	2	4	1	2	13	9	-11	11	2.2																				
17	VANWJDN Hans	5	03:05	20:37	13/27	48	8/14	57	5/13	38	4/7	57	4	14	18	7	6	2	2	7	10	13	35	7.0																				
18	LIBERT Alexandre	5	69:22	13:52	5/17	29	3/7	43	2/10	20				3	3	7	4			8	3	-25	12	2.4																				
19	BAKO Ismael	5	16:45	23:21	13/27	48	13/27	48			7/9	78	12	13	25	2	5	2	4	12	8	-13	33	6.6																				
21	BLEIJENBERGH Vrenz	2	13:55	06:57	1/4	25			1/4	25	2/2	100		1	1	1	1			1	2	5	5	2.5																				
25	BRATANOVIC Haris	1	20:54	20:54	6/8	75	5/5	100	1/3	33	2/3	67	2	3	5					2	3	17	15	15.0																				
32	OBASOCHAN Retin	5	44:22	28:52	24/49	49	17/30	57	7/19	37	19/26	73	3	13	16	9	13	7		11	23	-4	74	14.8																				
Team / Coach													13 8 21			4																												
Totals					135/300		45		90/159		57		45/141		32		69/96		72		47		125		172		78		64		31		10		113		102		1.0		384		76.8	
Opponents					133/303		44		87/161		54		46/142		32		71/94		76		49		125		174		79		64		29		10		110		110		-1.0		383		76.6	

AVERAGES PER GAME

	BEL	Opponents
Points from Turnovers	26	27
Points in the Paints	132	164
Second Chance Points	27	43
Fast Break Points	43	40
Bench Points	134	112

	BEL	Opponents
Total Field Goals Made	27.0	26.6
2 Points Field Goals Made	18.0	17.4
3 Points Field Goals Made	9.0	9.2
Free Throws Made	13.8	14.2
Offensive Rebounds	9.4	9.8
Defensive Rebounds	25.0	25.0
Total Rebounds	34.4	34.8
Assists	15.6	15.8
Fouls	22.6	22.0
Turnovers	12.8	12.8
Steals	6.2	5.8
Blocked Shots	2.0	2.0
Points from Turnovers	5.2	5.4
Points in the Paints	26.4	32.8
Second Chance Points	5.4	8.6
Fast Break Points	8.6	8.0
Bench Points	26.8	22.4

Games	Phase	Score		Field Goals		2 Points		3 Points		Free Throws		Rebounds			AS	TO	ST	BS	PF	FD
				M/A	%	M/A	%	M/A	%	M/A	%	OR	DR	TOT						
BEL-GEO	Group Phase	79-76	FOR	26/66	39.4	14/34	41.2	12/32	37.5	15/24	62.5	10	26	36	12	15	11	1	27	21
			AGN	25/59	42.4	17/30	56.7	8/29	27.6	18/26	69.2	11	33	44	17	20	5	6	23	26
MNE-BEL	Group Phase	76-70	FOR	26/53	49.1	20/29	69.0	6/24	25.0	12/16	75.0	8	21	29	15	14	4	5	21	21
			AGN	27/59	45.8	18/38	47.4	9/21	42.9	13/13	100.0	9	21	30	14	13	7	1	22	20
ESP-BEL	Group Phase	73-83	FOR	29/60	48.3	18/35	51.4	11/25	44.0	14/20	70.0	14	26	40	17	14	5	3	25	21
			AGN	26/62	41.9	18/33	54.5	8/29	27.6	13/23	56.5	12	19	31	16	10	7	1	22	24
BEL-TUR	Group Phase	63-78	FOR	22/59	37.3	15/28	53.6	7/31	22.6	12/15	80.0	9	22	31	14	14	6	0	19	18
			AGN	30/57	52.6	22/31	71.0	8/26	30.8	10/14	71.4	6	27	33	17	12	7	2	19	19
BUL-BEL	Group Phase	80-89	FOR	32/62	51.6	23/33	69.7	9/29	31.0	16/21	76.2	6	30	36	20	7	5	1	21	21
			AGN	25/66	37.9	12/29	41.4	13/37	35.1	17/18	94.4	11	25	36	15	9	3	0	24	21

GLOBAL PARTNERS



Cumulative statistics

BIH - Bosnia and Herzegovina  
After 5 games

No	Name	GP	MIN	MPG	Field Goals		2 Points		3 Points		Free Throws		Rebounds			AS	TO	ST	BS	PF	FD	+/-	PTS	PPG						
					M/A	%	M/A	%	M/A	%	M/A	%	OR	DR	TOT															
0	NURKIC Jusuf	5	49:22	29:52	28/72	39	22/47	47	6/25	24	19/30	63	4	31	35	11	16	6	10	17	28	-50	81	16.2						
2	ROBERSON John	5	62:44	32:32	24/61	39	5/16	31	19/45	42	8/8	100	1	12	13	13	8	2	6	16	-35	75	15.0							
5	ATIC Edin	5	14:50	22:58	12/29	41	9/15	60	3/14	21	7/7	100	5	12	17	17	3	2	4	13	7	-13	34	6.8						
7	HALILOVIC Miralem	5	34:09	26:49	24/46	52	24/46	52			6/8	75	11	20	31	10	5	6	3	19	9	19	54	10.8						
9	GEGIC Amar	5	45:39	09:07	9/17	53	7/11	64	2/6	33	2/4	50	2	4	6	5	2	5	1	7	5		22	4.4						
11	KAMENJAS Kenan	5	95:56	19:11	7/20	35	7/17	41	0/3	0	2/4	50	11	10	21	3	3	3	2	8	4	-19	16	3.2						
12	CAMPARA Sani																													
13	MUSA Džanan	5	59:36	31:55	36/63	57	27/43	63	9/20	45	26/30	87	5	12	17	20	15	3	1	1	27	-18	107	21.4						
15	PENAVA Ajdin																													
17	LAZIC Aleksandar	4	50:11	12:32	1/6	17	1/3	33	0/3	0	1/2	50	2	4	6	2	5	2	1	5	4	-18	3	0.8						
22	SULEJMANOVIC Emir	3	09:39	03:13	1/2	50			1/2	50				1	1	1			3		-4	3	1.0							
27	VRABAC Adin	5	77:54	15:34	7/14	50	4/7	57	3/7	43			5	5	10	9	6	3		13	2	8	17	3.4						
Team / Coach													15 6 21			3														
Totals					149/330		45		106/205		52		43/125		34		71/93		76		61 117		178		91 66 32		22 96 102		-26.0 412 82.4	
Opponents					159/344		46		109/209		52		50/135		37		70/88		80		74 126		200		99 68 36		16 105 89		26.0 438 87.6	

AVERAGES PER GAME

	BIH	Opponents
Points from Turnovers	64	77
Points in the Paints	200	198
Second Chance Points	48	76
Fast Break Points	56	72
Bench Points	77	160

	BIH	Opponents
Total Field Goals Made	29.8	31.8
2 Points Field Goals Made	21.2	21.8
3 Points Field Goals Made	8.6	10.0
Free Throws Made	14.2	14.0
Offensive Rebounds	12.2	14.8
Defensive Rebounds	23.4	25.2
Total Rebounds	35.6	40.0
Assists	18.2	19.8
Fouls	19.2	21.0
Turnovers	13.2	13.6
Steals	6.4	7.2
Blocked Shots	4.4	3.2
Points from Turnovers	12.8	15.4
Points in the Paints	40.0	39.6
Second Chance Points	9.6	15.2
Fast Break Points	11.2	14.4
Bench Points	15.4	32.0

Games	Phase	Score		Field Goals		2 Points		3 Points		Free Throws		Rebounds			AS	TO	ST	BS	PF	FD
				M/A	%	M/A	%	M/A	%	M/A	%	OR	DR	TOT						
BIH-HUN	Group Phase	95-85	FOR	34/69	49.3	25/47	53.2	9/22	40.9	18/25	72.0	17	25	42	23	9	3	4	16	22
			AGN	34/72	47.2	24/43	55.8	10/29	34.5	7/12	58.3	12	22	34	19	10	7	3	23	16
GER-BIH	Group Phase	92-82	FOR	33/69	47.8	27/45	60.0	6/24	25.0	10/17	58.8	9	24	33	19	8	8	5	24	19
			AGN	29/64	45.3	18/38	47.4	11/26	42.3	23/25	92.0	11	31	42	18	14	2	6	20	21
SLO-BIH	Group Phase	93-97	FOR	33/71	46.5	18/41	43.9	15/30	50.0	16/17	94.1	18	27	45	19	19	7	2	19	21
			AGN	37/81	45.7	27/49	55.1	10/32	31.3	9/12	75.0	19	19	38	22	12	10	1	21	18
BIH-FRA	Group Phase	68-81	FOR	24/59	40.7	18/34	52.9	6/25	24.0	14/16	87.5	10	22	32	15	19	8	5	16	20
			AGN	31/70	44.3	23/48	47.9	8/22	36.4	11/16	68.8	21	25	46	20	18	12	4	20	14
LTU-BIH	Group Phase	87-70	FOR	25/62	40.3	18/38	47.4	7/24	29.2	13/18	72.2	7	19	26	15	11	6	6	21	20
			AGN	28/57	49.1	17/31	54.8	11/26	42.3	20/23	87.0	11	29	40	20	14	5	2	21	20

Cumulative statistics

BUL - Bulgaria  
After 5 games

No	Name	GP	MIN	MPG	Field Goals		2 Points		3 Points		Free Throws		Rebounds			AS	TO	ST	BS	PF	FD	+/-	PTS	PPG
					M/A	%	M/A	%	M/A	%	M/A	%	OR	DR	TOT									
0	ALAPIEV Ivan	5	66:33	13:18	5/16	31	1/5	20	4/11	36	3/4	75	3	6	9	3	3	1	3	5	-37	17	3.4	
1	BOST Dee	5	70:15	34:03	23/64	36	7/13	54	16/51	31	8/13	62	3	17	20	42	10	2	1	12	22	-47	70	14.0
2	KARAMFILOV Deyan	5	47:17	09:27	2/9	22	1/4	25	1/5	20	1/2	50	3	3	14	4	5	7	2	2	6	1.2		
9	KOSTOV Chavdar	5	48:07	29:37	18/48	38	7/19	37	11/29	38	9/12	75	5	9	14	7	6	4	9	9	-38	56	11.2	
12	YANEV Aleksandar	5	47:10	09:26	3/5	60	2/3	67	1/2	50	0/1	0	2	3	5	4	2	2	4	2	-14	7	1.4	
17	STOILOV Emil	5	57:27	11:29	9/13	69	9/13	69			2/2	100	5	3	8	3	2	1	11	3	-27	20	4.0	
22	IVANOV Pavlin	5	03:57	20:47	19/40	48	6/11	55	13/29	45			5	5	8	11	1		12	1	-11	51	10.2	
23	MARINOV Stanimir	3	43:59	14:39	6/12	50	4/4	100	2/8	25	3/4	75	2	4	6	6	2	1	6	2	-20	17	5.7	
24	IVANOV Andrey	5	61:08	12:13	12/21	57	11/20	55	1/1	100	1/1	100	6	6	12	2	2	1	12	2	-2	26	5.2	
34	DIMITROV Dimitar	5	67:20	13:28	9/22	41	7/11	64	2/11	18	3/4	75	6	3	9	8	3	1	2	10	6	-14	23	4.6
41	VEZENKOV Aleksandar	5	85:23	37:04	46/93	49	30/53	57	16/40	40	26/28	93	20	41	61	11	6	4	1	12	28	-35	134	26.8
99	SIMEONOV Aleks	1	01:24	01:24																	3			
Team / Coach																								
Totals					152/343	44	85/156	54	67/187	36	56/71	79	61	107	168	108	54	22	5	99	82	-48.0	427	85.4
Opponents					169/336	50	118/183	64	51/153	33	86/102	84	60	134	194	107	44	26	11	85	96	48.0	475	95.0

AVERAGES PER GAME

	BUL	Opponents
Points from Turnovers	13	24
Points in the Paints	162	204
Second Chance Points	49	64
Fast Break Points	35	43
Bench Points	143	154

	BUL	Opponents
Total Field Goals Made	30.4	33.8
2 Points Field Goals Made	17.0	23.6
3 Points Field Goals Made	13.4	10.2
Free Throws Made	11.2	17.2
Offensive Rebounds	12.2	12.0
Defensive Rebounds	21.4	26.8
Total Rebounds	33.6	38.8
Assists	21.6	21.4
Fouls	19.8	17.0
Turnovers	10.8	8.8
Steals	4.4	5.2
Blocked Shots	1.0	2.2
Points from Turnovers	2.6	4.8
Points in the Paints	32.4	40.8
Second Chance Points	9.8	12.8
Fast Break Points	7.0	8.6
Bench Points	28.6	30.8

Games	Phase	Score		Field Goals		2 Points		3 Points		Free Throws		Rebounds			AS	TO	ST	BS	PF	FD
				M/A	%	M/A	%	M/A	%	M/A	%	OR	DR	TOT						
ESP-BUL	Group Phase	114-87	FOR	30/68	44.1	19/35	54.3	11/33	33.3	16/20	80.0	17	15	32	22	13	5	0	18	17
			AGN	38/69	55.1	23/36	63.9	15/33	45.5	23/26	88.5	16	23	39	27	9	8	1	18	18
BUL-TUR	Group Phase	87-101	FOR	32/73	43.8	22/35	62.9	10/38	26.3	13/16	81.3	15	20	35	23	8	2	1	18	16
			AGN	38/67	56.7	27/37	73.0	11/30	36.7	14/17	82.4	9	28	37	29	7	5	1	17	18
BUL-MNE	Group Phase	81-91	FOR	31/64	48.4	17/24	70.8	14/40	35.0	5/7	71.4	7	21	28	23	12	6	3	18	14
			AGN	36/71	50.7	28/46	60.9	8/25	32.0	11/15	73.3	15	24	39	17	8	6	4	15	18
GEO-BUL	Group Phase	80-92	FOR	34/72	47.2	15/33	45.5	19/39	48.7	5/10	50.0	11	26	37	25	12	6	1	21	14
			AGN	25/67	37.3	17/31	54.8	8/36	22.2	22/23	95.7	14	29	43	14	13	2	4	14	21
BUL-BEL	Group Phase	80-89	FOR	25/66	37.9	12/29	41.4	13/37	35.1	17/18	94.4	11	25	36	15	9	3	0	24	21
			AGN	32/62	51.6	23/33	69.7	9/29	31.0	16/21	76.2	6	30	36	20	7	5	1	21	21

GLOBAL PARTNERS



Cumulative statistics

CRO - Croatia  
After 4 games

No	Name	GP	MIN	MPG	Field Goals		2 Points		3 Points		Free Throws		Rebounds			AS	TO	ST	BS	PF	FD	+/-	PTS	PPG	
					M/A	%	M/A	%	M/A	%	M/A	%	OR	DR	TOT										
1	PERKOVIC Toni	1	07:20	07:20	1/3	33	0/1	0	1/2	50			2	2	1							-9	3	3.0	
3	SMITH Jaleen	4	17:18	29:19	16/38	42	9/21	43	7/17	41	9/11	82	12	12	21	6	6		8	8	12	48	12.0		
4	PRKACIN Roko	1	10:00	10:00									2	2								-11			
7	SIMON Krunoslav	4	91:06	22:46	13/26	50	10/15	67	3/11	27	2/2	100	3	12	15	11	9	4	2	6	5	19	31	7.8	
8	HEZONJA Mario	4	08:46	27:11	13/39	33	8/19	42	5/20	25	5/6	83	3	30	33	5	6	4	1	9	7	-20	36	9.0	
9	SARIC Dario	4	07:38	26:54	13/36	36	7/18	39	6/18	33	8/9	89	5	26	31	13	13	3	1	7	11	43	40	10.0	
10	GNJIDIC Lovro	3	25:48	08:36	2/5	40	1/2	50	1/3	33			1	2	3	2	2	3		3	3	2	5	1.7	
17	MATKOVIC Karlo	4	57:06	14:16	12/15	80	12/14	86	0/1	0	3/3	100	7	4	11	3	7	4	2	9	4	1	27	6.8	
27	RAMLIJAK Ivan	4	34:18	08:34	1/3	33	1/1	100	0/2	0	0/2	0	3	3	1	1	1		5	1	-9	2	0.5		
30	MAVRA Dominik	4	30:57	07:44	5/8	63	4/4	100	1/4	25	5/5	100	2	2	6	1			6	4	18	16	4.0		
40	ZUBAC Ivica	4	89:24	22:21	16/22	73	16/22	73			15/22	68	9	16	25	1	11	1	8	10	16	21	47	11.8	
44	BOGDANOVIC Bojan	4	20:19	30:04	23/49	47	15/26	58	8/23	35	11/12	92	1	18	19	6	9	1		9	10	8	65	16.3	
Team / Coach													7	8	15		3								
Totals					115/244	47	83/143	58	32/101	32	58/72	81	36	137	173	70	69	27	14	74	69	15.0	320	80.0	
Opponents					108/287	38	70/161	44	38/126	30	51/70	73	49	98	147	72	42	34	11	71	70	-15.0	305	76.3	

AVERAGES PER GAME

	CRO	Opponents
Points from Turnovers	57	62
Points in the Paints	152	112
Second Chance Points	15	36
Fast Break Points	47	46
Bench Points	100	79

	CRO	Opponents
Total Field Goals Made	28.8	27.0
2 Points Field Goals Made	20.8	17.5
3 Points Field Goals Made	8.0	9.5
Free Throws Made	14.5	12.8
Offensive Rebounds	9.0	12.3
Defensive Rebounds	34.3	24.5
Total Rebounds	43.3	36.8
Assists	17.5	18.0
Fouls	18.5	17.8
Turnovers	17.3	10.5
Steals	6.8	8.5
Blocked Shots	3.5	2.8
Points from Turnovers	14.3	15.5
Points in the Paints	38.0	28.0
Second Chance Points	3.8	9.0
Fast Break Points	11.8	11.5
Bench Points	25.0	19.8

Games	Phase	Score		Field Goals		2 Points		3 Points		Free Throws		Rebounds			AS	TO	ST	BS	PF	FD
				M/A	%	M/A	%	M/A	%	M/A	%	OR	DR	TOT						
CRO-GRE	Group Phase	85-89	FOR	32/63	50.8	22/36	61.1	10/27	37.0	11/13	84.6	4	33	37	15	18	5	2	18	13
			AGN	30/77	39.0	20/44	45.5	10/33	30.3	19/25	76.0	16	28	44	17	9	11	5	14	16
GBR-CRO	Group Phase	65-86	FOR	31/62	50.0	23/34	67.6	8/28	28.6	16/20	80.0	7	39	46	24	15	8	6	17	19
			AGN	22/72	30.6	16/47	34.0	6/25	24.0	15/16	93.8	11	25	36	17	11	6	1	19	16
CRO-EST	Group Phase	73-70	FOR	26/59	44.1	20/39	51.3	6/20	30.0	15/21	71.4	13	33	46	16	18	9	3	20	21
			AGN	25/66	37.9	15/31	48.4	10/35	28.6	10/18	55.6	11	22	33	19	13	7	3	21	20
ITA-CRO	Group Phase	81-76	FOR	26/60	43.3	18/34	52.9	8/26	30.8	16/18	88.9	12	32	44	15	18	5	3	19	16
			AGN	31/72	43.1	19/39	48.7	12/33	36.4	7/11	63.6	11	23	34	19	9	10	2	17	18

GLOBAL PARTNERS



Cumulative statistics

CZE - Czech Republic  
After 4 games

No	Name	GP	MIN	MPG	Field Goals		2 Points		3 Points		Free Throws		Rebounds			AS	TO	ST	BS	PF	FD	+/-	PTS	PPG	
					M/A	%	M/A	%	M/A	%	M/A	%	OR	DR	TOT										
1	AUDA Patrik	3	43:34	14:31	14/20	70	14/20	70			3/8	38		5	5		6	3		7	10	-19	31	10.3	
7	HRUBAN Vojtech	4	99:20	24:50	19/40	48	15/26	58	4/14	29	9/9	100	2	11	13	11	11	4	1	7	10	-16	51	12.8	
8	SATORANSKY Tomas	2	42:59	21:29	1/10	10	1/6	17	0/4	0												-15	2	1.0	
12	BALVIN Ondrej	4	69:19	17:19	8/17	47	8/15	53	0/2	0	8/9	89	6	16	22	4	7	1		11	8	-21	24	6.0	
15	PETERKA Martin	4	94:07	23:31	14/23	61	1/3	33	13/20	65	2/2	100	4	9	13	5	3	2		1	2	10	43	10.8	
17	BOHACIK Jaromir	4	83:58	20:59	11/25	44	6/10	60	5/15	33	5/5	100	2	9	11	8	3			10	6	-11	32	8.0	
19	SEHNAL Ondrej	4	69:45	17:26	6/14	43	3/7	43	3/7	43	1/2	50		3	3	6	1			10	7	-6	16	4.0	
24	VESELY Jan	4	93:56	23:29	20/31	65	20/31	65			18/20	90	6	15	21	4	8	2	3	15	23	-2	58	14.5	
25	JELINEK David	3	33:03	11:01	6/11	55	2/4	50	4/7	57			1	2	3	2	2			5		-10	16	5.3	
27	KREJCI Vit	4	55:31	13:52	6/15	40	2/6	33	4/9	44	5/7	71	1	3	4	9	1		1	7	4	-22	21	5.3	
31	KRIZ Martin	4	22:54	05:43	2/4	50	2/3	67	0/1	0			2	4	6					9		-30	4	1.0	
77	KYZLINK Tomas	4	91:34	22:53	12/29	41	10/21	48	2/8	25	4/8	50	3	11	14	15	4	2	1	9	8	-8	30	7.5	
Team / Coach													6	8	14		1								
Totals					119/239	50	84/152	55	35/87	40	55/70	79	33	100	133	90	59	15	6	95	79	-30.0	328	82.0	
Opponents					119/250	48	77/132	58	42/118	36	78/95	82	38	90	128	85	40	28	12	80	92	30.0	358	89.5	

AVERAGES PER GAME

	CZE	Opponents
Points from Turnovers	51	69
Points in the Paints	124	142
Second Chance Points	29	35
Fast Break Points	43	50
Bench Points	162	125

	CZE	Opponents
Total Field Goals Made	29.8	29.8
2 Points Field Goals Made	21.0	19.3
3 Points Field Goals Made	8.8	10.5
Free Throws Made	13.8	19.5
Offensive Rebounds	8.3	9.5
Defensive Rebounds	25.0	22.5
Total Rebounds	33.3	32.0
Assists	22.5	21.3
Fouls	23.8	20.0
Turnovers	14.8	10.0
Steals	3.8	7.0
Blocked Shots	1.5	3.0
Points from Turnovers	12.8	17.3
Points in the Paints	31.0	35.5
Second Chance Points	7.3	8.8
Fast Break Points	10.8	12.5
Bench Points	40.5	31.3

Games	Phase	Score		Field Goals		2 Points		3 Points		Free Throws		Rebounds			AS	TO	ST	BS	PF	FD
				M/A	%	M/A	%	M/A	%	M/A	%	OR	DR	TOT						
POL-CZE	Group Phase	99-84	FOR	31/57	54.4	21/32	65.6	10/25	40.0	12/19	63.2	7	17	24	24	12	3	2	23	18
			AGN	37/67	55.2	27/39	69.2	10/28	35.7	15/19	78.9	13	23	36	23	9	5	2	19	23
CZE-SRB	Group Phase	68-81	FOR	24/58	41.4	16/37	43.2	8/21	38.1	12/13	92.3	8	30	38	19	15	2	1	24	16
			AGN	27/64	42.2	19/37	51.4	8/27	29.6	19/23	82.6	10	24	34	19	5	8	2	16	22
CZE-NED	Group Phase	88-80	FOR	34/62	54.8	25/40	62.5	9/22	40.9	11/14	78.6	9	28	37	23	15	6	2	21	16
			AGN	26/58	44.8	17/27	63.0	9/31	29.0	19/24	79.2	6	19	25	22	9	6	1	16	21
FIN-CZE	Group Phase	98-88	FOR	30/62	48.4	22/43	51.2	8/19	42.1	20/24	83.3	9	25	34	24	17	4	1	27	29
			AGN	29/61	47.5	14/29	48.3	15/32	46.9	25/29	86.2	9	24	33	21	17	9	7	29	26

GLOBAL PARTNERS



Cumulative statistics

ESP - Spain  
After 5 games

No	Name	GP	MIN	MPG	Field Goals		2 Points		3 Points		Free Throws		Rebounds			AS	TO	ST	BS	PF	FD	+/-	PTS	PPG
					M/A	%	M/A	%	M/A	%	M/A	%	OR	DR	TOT									
2	BROWN Lorenzo	5	03:26	20:41	21/47	45	15/34	44	6/13	46	8/12	67	3	4	7	32	11	5		7	11	30	56	11.2
4	PRADILLA Jaime	5	82:56	16:35	16/29	55	12/23	52	4/6	67	7/9	78	9	7	16	5	3	8		13	10	35	43	8.6
5	FERNANDEZ Rudy	4	55:17	13:49	7/20	35	1/2	50	6/18	33	4/5	80	3	4	7	8		1	3	7	31	24	6.0	
6	LOPEZ-AROSTEGUI Xabi	5	14:52	22:58	14/32	44	9/13	69	5/19	26	3/4	75	5	7	12	8	2	6		12	10	28	36	7.2
7	FERNANDEZ Jaime	5	86:08	17:13	12/32	38	6/17	35	6/15	40	1/3	33		4	4	9	3	2		8	9	27	31	6.2
8	BRIZUELA Dario	5	81:36	16:19	16/38	42	10/17	59	6/21	29	6/8	75	2	1	3	8	1	3		10	6	42	44	8.8
9	DIAZ Alberto	5	79:19	15:51	6/16	38	2/3	67	4/13	31	3/4	75	2	4	6	6	5	4		9	7	21	19	3.8
11	SAIZ Sebastian	4	27:38	06:54	5/8	63	5/8	63			4/5	80	1	7	8	1	1		3	4	5	9	14	3.5
14	HERNANGOMEZ Willy	5	03:23	20:40	31/46	67	31/45	69	0/1	0	15/19	79	17	20	37	6	6	1		8	16	33	77	15.4
16	GARUBA Usman	5	79:25	15:53	9/14	64	9/13	69	0/1	0	3/6	50	8	16	24	6	7	4	2	9	5	23	21	4.2
41	HERNANGOMEZ Juancho	5	05:29	21:05	17/38	45	8/13	62	9/25	36	4/5	80	6	23	29	8	3	2	1	5	6	23	47	9.4
44	PARRA Joel	5	80:31	16:06	6/16	38	4/8	50	2/8	25	5/6	83	6	13	19	3	3	1		11	5	13	19	3.8
Team / Coach																								
Totals					160/336	48	112/196	57	48/140	34	63/86	73	76	119	195	100	51	36	7	101	97	63.0	431	86.2
Opponents					133/309	43	87/170	51	46/139	33	56/79	71	66	102	168	81	64	30	9	104	95	-63.0	368	73.6


AVERAGES PER GAME

	ESP	Opponents
Points from Turnovers	33	30
Points in the Paints	200	162
Second Chance Points	69	48
Fast Break Points	41	39
Bench Points	176	120

	ESP	Opponents
Total Field Goals Made	32.0	26.6
2 Points Field Goals Made	22.4	17.4
3 Points Field Goals Made	9.6	9.2
Free Throws Made	12.6	11.2
Offensive Rebounds	15.2	13.2
Defensive Rebounds	23.8	20.4
Total Rebounds	39.0	33.6
Assists	20.0	16.2
Fouls	20.2	20.8
Turnovers	10.2	12.8
Steals	7.2	6.0
Blocked Shots	1.4	1.8
Points from Turnovers	6.6	6.0
Points in the Paints	40.0	32.4
Second Chance Points	13.8	9.6
Fast Break Points	8.2	7.8
Bench Points	35.2	24.0

Games	Phase	Score		Field Goals		2 Points		3 Points		Free Throws		Rebounds			AS	TO	ST	BS	PF	FD
				M/A	%	M/A	%	M/A	%	M/A	%	OR	DR	TOT						
ESP-BUL	Group Phase	114-87	FOR	38/69	55.1	23/36	63.9	15/33	45.5	23/26	88.5	16	23	39	27	9	8	1	18	18
			AGN	30/68	44.1	19/35	54.3	11/33	33.3	16/20	80.0	17	15	32	22	13	5	0	18	17
GEO-ESP	Group Phase	64-90	FOR	36/74	48.6	27/46	58.7	9/28	32.1	9/12	75.0	16	23	39	23	4	7	1	20	22
			AGN	24/59	40.7	15/35	42.9	9/24	37.5	7/12	58.3	12	21	33	14	14	2	2	23	19
ESP-BEL	Group Phase	73-83	FOR	26/62	41.9	18/33	54.5	8/29	27.6	13/23	56.5	12	19	31	16	10	7	1	22	24
			AGN	29/60	48.3	18/35	51.4	11/25	44.0	14/20	70.0	14	26	40	17	14	5	3	25	21
MNE-ESP	Group Phase	65-82	FOR	30/60	50.0	19/35	54.3	11/25	44.0	11/14	78.6	13	28	41	19	20	10	1	18	17
			AGN	24/61	39.3	18/35	51.4	6/26	23.1	11/14	78.6	11	15	26	13	14	13	2	19	17
TUR-ESP	Group Phase	69-72	FOR	30/71	42.3	25/46	54.3	5/25	20.0	7/11	63.6	19	26	45	15	8	4	3	23	16
			AGN	26/61	42.6	17/30	56.7	9/31	29.0	8/13	61.5	12	25	37	15	9	5	2	19	21

GLOBAL PARTNERS



Cumulative statistics

EST - Estonia

After 4 games

No	Name	GP	MIN	MPG	Field Goals		2 Points		3 Points		Free Throws		Rebounds			AS	TO	ST	BS	PF	FD	+/-	PTS	PPG	
					M/A	%	M/A	%	M/A	%	M/A	%	OR	DR	TOT										
0	DRELL Henri	4	01:44	25:26	17/30	57	9/13	69	8/17	47	1/1	100	2	14	16	7	9	6	4	9	6	12	43	10.8	
2	RAIESTE Sander	4	62:45	15:41	5/15	33	4/8	50	1/7	14	4/4	100	3	11	14	5	4	2	5	4	5	15	3.8		
7	SOKK Sten	2	08:32	04:16	1/4	25	1/3	33	0/1	0			1	1	1	1	1		1	1	-2	2	1.0		
9	TASS Matthias	4	43:10	10:47	1/5	20	1/5	20			1/2	50	3	2	5	5	3	2	3	3	2	-21	3	0.8	
11	VEENE Siim-Sander	4	81:40	20:25	12/33	36	5/13	38	7/20	35	7/8	88	2	4	6	5	1	3	1	8	6	20	38	9.5	
15	KOTSAR Maik-Kalev	4	10:59	27:44	23/43	53	23/42	55	0/1	0	9/15	60	10	14	24	7	3	6	3	10	16	26	55	13.8	
20	NURGER Rauno	1	02:58	02:58									1	1	1							-3			
21	JOESAAR Janari	4	79:18	19:49	10/25	40	4/7	57	6/18	33	4/5	80	3	9	12	6	3	2		8	6	-14	30	7.5	
22	DORBEK Martin	4	27:14	06:48	0/1	0	0/1	0						5	5	1		1	4		4				
33	KITSING Kristjan	4	80:34	20:08	9/22	41	1/6	17	8/16	50	12/13	92	2	6	8	2	4	1		6	6	-8	38	9.5	
44	KRIISA Kerr	4	99:27	24:51	13/35	37	5/11	45	8/24	33	8/10	80	1	7	8	25	14	2		8	16	29	42	10.5	
77	KULLAMAE Kristian	4	01:39	25:24	13/38	34	10/22	45	3/16	19	4/4	100		11	11	19	9	4		9	4	-13	33	8.3	
Team / Coach													8	13	21	4									
Totals					104/251	41	63/131	48	41/120	34	50/62	81	34	98	132	83	55	29	12	70	67	7.0	299	74.8	
Opponents					112/248	45	87/155	56	25/93	27	43/60	72	40	113	153	73	61	36	13	66	70	-7.0	292	73.0	

AVERAGES PER GAME

	EST	Opponents
Points from Turnovers	73	58
Points in the Paints	100	150
Second Chance Points	28	27
Fast Break Points	42	47
Bench Points	81	119

	EST	Opponents
Total Field Goals Made	26.0	28.0
2 Points Field Goals Made	15.8	21.8
3 Points Field Goals Made	10.3	6.3
Free Throws Made	12.5	10.8
Offensive Rebounds	8.5	10.0
Defensive Rebounds	24.5	28.3
Total Rebounds	33.0	38.3
Assists	20.8	18.3
Fouls	17.5	16.5
Turnovers	13.8	15.3
Steals	7.3	9.0
Blocked Shots	3.0	3.3
Points from Turnovers	18.3	14.5
Points in the Paints	25.0	37.5
Second Chance Points	7.0	6.8
Fast Break Points	10.5	11.8
Bench Points	20.3	29.8

Games	Phase	Score		Field Goals		2 Points		3 Points		Free Throws		Rebounds			AS	TO	ST	BS	PF	FD
				M/A	%	M/A	%	M/A	%	M/A	%	OR	DR	TOT						
ITA-EST	Group Phase	83-62	FOR	23/59	39.0	14/31	45.2	9/28	32.1	7/7	100.0	6	22	28	19	16	8	1	16	12
			AGN	33/67	49.3	23/37	62.2	10/30	33.3	7/9	77.8	12	30	42	24	13	10	2	12	16
EST-UKR	Group Phase	73-74	FOR	23/64	35.9	15/38	39.5	8/26	30.8	19/22	86.4	8	22	30	19	8	6	3	15	21
			AGN	28/55	50.9	23/33	69.7	5/22	22.7	13/20	65.0	6	31	37	19	15	6	4	20	15
CRO-EST	Group Phase	73-70	FOR	25/66	37.9	15/31	48.4	10/35	28.6	10/18	55.6	11	22	33	19	13	7	3	21	20
			AGN	26/59	44.1	20/39	51.3	6/20	30.0	15/21	71.4	13	33	46	16	18	9	3	20	21
EST-GBR	Group Phase	94-62	FOR	33/62	53.2	19/31	61.3	14/31	45.2	14/15	93.3	9	32	41	26	18	8	5	18	14
			AGN	25/67	37.3	21/46	45.7	4/21	19.0	8/10	80.0	9	19	28	14	15	11	4	14	18

GLOBAL PARTNERS



Cumulative statistics

FIN - Finland  
After 4 games

No	Name	GP	MIN	MPG	Field Goals		2 Points		3 Points		Free Throws		Rebounds			AS	TO	ST	BS	PF	FD	+/-	PTS	PPG			
					M/A	%	M/A	%	M/A	%	M/A	%	OR	DR	TOT												
1	LITTLE Miro	4	24:52	06:13	2/6	33	2/4	50	0/2	0			1	3	4	6	4		4	3	-2	4	1.0				
7	HUFF Shawn	4	64:51	16:12	5/16	31	5/9	56	0/7	0	2/3	67	2	7	9	3		1	2	11	3	18	12	3.0			
9	SALIN Sasu	4	02:15	25:33	16/32	50	2/5	40	14/27	52	7/8	88	2	12	14	12	5	8	6	14	15	53	13.3				
11	KOPONEN Petteri	4	61:17	15:19	8/14	57	2/3	67	6/11	55	5/5	100	1	4	5	8	2	1	5	3	-5	27	6.8				
14	KANTONEN Henri	4	57:57	14:29	5/12	42	2/5	40	3/7	43			2	7	9	10		2	9		30	13	3.3				
18	JANTUNEN Mikael	4	87:36	21:54	6/16	38	5/11	45	1/5	20	2/2	100	5	15	20	7	7	2	2	16	10	-22	15	3.8			
19	VALTONEN Elias	4	83:36	20:54	14/28	50	9/18	50	5/10	50	5/5	100	5	6	11	4	7	3	3	10	5	-5	38	9.5			
20	MADSEN Alexander	4	80:24	20:06	9/19	47	4/8	50	5/11	45	1/4	25	5	6	11	6	9	1	2	13	5	-12	24	6.0			
21	MAXHUNI Edon	4	91:46	22:56	13/31	42	7/15	47	6/16	38	3/3	100	2	6	8	15	15	3	7	6	-9	35	8.8				
23	MARKKANEN Lauri	4	13:29	28:22	29/63	46	20/38	53	9/25	36	35/38	92	7	27	34	10	9	5	3	7	30	21	102	25.5			
35	SEPPALA Ilari	3	35:17	11:45	3/9	33	1/1	100	2/8	25	3/3	100	1		1	8	2		6	2	5	11	3.7				
41	PALMI Topias	3	21:40	07:13	4/10	40	2/5	40	2/5	40			1	2	3	1	1				2	6	10	3.3			
Team / Coach													7	8	15	4											
Totals					114/256	44	61/122	50	53/134	40	63/71	89	41	103	144	90	65	24	14	94	83	8.0	344	86.0			
Opponents					113/256	44	77/155	50	36/101	36	74/98	76	49	103	152	95	57	30	6	84	93	-8.0	336	84.0			

AVERAGES PER GAME

	FIN	Opponents
Points from Turnovers	55	74
Points in the Paints	92	128
Second Chance Points	50	49
Fast Break Points	75	38
Bench Points	127	140

	FIN	Opponents
Total Field Goals Made	28.5	28.3
2 Points Field Goals Made	15.3	19.3
3 Points Field Goals Made	13.3	9.0
Free Throws Made	15.8	18.5
Offensive Rebounds	10.3	12.3
Defensive Rebounds	25.8	25.8
Total Rebounds	36.0	38.0
Assists	22.5	23.8
Fouls	23.5	21.0
Turnovers	16.3	14.3
Steals	6.0	7.5
Blocked Shots	3.5	1.5
Points from Turnovers	13.8	18.5
Points in the Paints	23.0	32.0
Second Chance Points	12.5	12.3
Fast Break Points	18.8	9.5
Bench Points	31.8	35.0

Games	Phase	Score		Field Goals		2 Points		3 Points		Free Throws		Rebounds			AS	TO	ST	BS	PF	FD
				M/A	%	M/A	%	M/A	%	M/A	%	OR	DR	TOT						
ISR-FIN	Group Phase	89-87	FOR	28/67	41.8	16/36	44.4	12/31	38.7	19/20	95.0	15	35	50	21	18	5	4	22	21
			AGN	30/78	38.5	20/45	44.4	10/33	30.3	19/26	73.1	19	25	44	26	9	10	3	21	22
FIN-POL	Group Phase	89-59	FOR	31/65	47.7	14/27	51.9	17/38	44.7	10/12	83.3	8	25	33	27	11	4	2	25	20
			AGN	16/51	31.4	10/30	33.3	6/21	28.6	21/31	67.7	11	26	37	15	18	6	1	20	24
SRB-FIN	Group Phase	100-70	FOR	26/63	41.3	17/30	56.7	9/33	27.3	9/10	90.0	9	19	28	21	19	6	1	18	16
			AGN	37/65	56.9	25/37	67.6	12/28	42.9	14/17	82.4	10	27	37	30	13	10	1	16	18
FIN-CZE	Group Phase	98-88	FOR	29/61	47.5	14/29	48.3	15/32	46.9	25/29	86.2	9	24	33	21	17	9	7	29	26
			AGN	30/62	48.4	22/43	51.2	8/19	42.1	20/24	83.3	9	25	34	24	17	4	1	27	29

GLOBAL PARTNERS





## Cumulative statistics

### FRA - France After 5 games

No	Name	GP	MIN	MPG	Field Goals		2 Points		3 Points		Free Throws		Rebounds			AS	TO	ST	BS	PF	FD	+/-	PTS	PPG	
					M/A	%	M/A	%	M/A	%	M/A	%	OR	DR	TOT										
0	OKOBO Elie	5	63:51	12:46	6/18	33	3/9	33	3/9	33	2/3	67	2	5	7	3	5	3		9	6	-33	17	3.4	
2	M'BAYE Amath	3	51:11	17:03	7/15	47	2/5	40	5/10	50				6	6	5	1		4	1	-8	19	6.3		
3	LUWAWU-CABARROT Timothe	5	83:07	16:37	7/22	32	5/12	42	2/10	20	2/2	100	2	12	14	4	5	1		11	3	-39	18	3.6	
4	HEURTEL Thomas	5	21:27	24:17	14/34	41	7/18	39	7/16	44	3/4	75	2	12	14	36	11	7		7	3	-19	38	7.6	
7	YABUSELE Guerschon	4	03:57	25:59	24/43	56	19/34	56	5/9	56	6/9	67	6	11	17	5	10	2	2	8	8	15	59	14.8	
10	FOURNIER Evan	5	45:01	29:00	26/68	38	15/33	45	11/35	31	12/18	67	2	8	10	15	8	5		13	13	21	75	15.0	
11	MALEDON Theo	2	17:51	08:55	2/8	25	2/2	100	0/6	0	4/5	80		2	2	2				1	4	-3	8	4.0	
17	POIRIER Vincent	5	71:05	14:13	12/20	60	12/20	60			11/12	92	8	14	22	2	6		2	9	11	-19	35	7.0	
21	ALBICY Andrew	5	79:12	15:50	2/5	40	1/1	100	1/4	25	2/4	50		7	7	13	5	5		8	7	19	7	1.4	
22	TARPEY Terry	5	94:29	18:53	8/15	53	3/6	50	5/9	56	6/6	100	4	11	15	9	5	11	3	9	5	54	27	5.4	
27	GOBERT Rudy	5	32:29	26:29	25/40	63	25/38	66	0/2	0	14/22	64	12	33	45	2	14	4	5	12	21	41	64	12.8	
93	FALL Moustapha	4	36:20	09:05	4/7	57	4/7	57			6/6	100	3	2	5	2	2	1	1	8	5	-19	14	3.5	
Team / Coach													8 5 13			8									
Totals					137/295		46 98/185		53 39/110		36 68/91		75 49 128		177 98 82 39			13 100		87 2.0		381 76.2			
Opponents					133/303		44 91/167		54 42/136		31 71/84		84 41 115		156 74 76 40			12 91		98 -2.0		379 75.8			


### AVERAGES PER GAME

	FRA	Opponents
Points from Turnovers	73	77
Points in the Paints	176	154
Second Chance Points	50	34
Fast Break Points	55	38
Bench Points	135	122

	FRA	Opponents
Total Field Goals Made	27.4	26.6
2 Points Field Goals Made	19.6	18.2
3 Points Field Goals Made	7.8	8.4
Free Throws Made	13.6	14.2
Offensive Rebounds	9.8	8.2
Defensive Rebounds	25.6	23.0
Total Rebounds	35.4	31.2
Assists	19.6	14.8
Fouls	20.0	18.2
Turnovers	16.4	15.2
Steals	7.8	8.0
Blocked Shots	2.6	2.4
Points from Turnovers	14.6	15.4
Points in the Paints	35.2	30.8
Second Chance Points	10.0	6.8
Fast Break Points	11.0	7.6
Bench Points	27.0	24.4

Games	Phase	Score		Field Goals		2 Points		3 Points		Free Throws		Rebounds			AS	TO	ST	BS	PF	FD
				M/A	%	M/A	%	M/A	%	M/A	%	OR	DR	TOT						
FRA-GER	Group Phase	63-76	FOR	20/52	38.5	13/31	41.9	7/21	33.3	16/24	66.7	8	27	35	14	17	6	3	14	21
			AGN	29/65	44.6	19/33	57.6	10/32	31.3	8/8	100.0	8	23	31	17	9	10	1	21	14
LTU-FRA	Group Phase	73-77	FOR	27/60	45.0	20/42	47.6	7/18	38.9	16/19	84.2	7	23	30	14	9	11	4	21	17
			AGN	25/58	43.1	18/35	51.4	7/23	30.4	16/18	88.9	9	29	38	16	17	2	2	17	21
FRA-HUN	Group Phase	78-74	FOR	27/52	51.9	20/33	60.6	7/19	36.8	17/20	85.0	8	28	36	24	20	4	1	21	20
			AGN	25/60	41.7	14/31	45.2	11/29	37.9	13/19	68.4	9	16	25	15	17	11	2	21	21
BIH-FRA	Group Phase	68-81	FOR	31/70	44.3	23/48	47.9	8/22	36.4	11/16	68.8	21	25	46	20	18	12	4	20	14
			AGN	24/59	40.7	18/34	52.9	6/25	24.0	14/16	87.5	10	22	32	15	19	8	5	16	20
FRA-SLO	Group Phase	82-88	FOR	32/61	52.5	22/31	71.0	10/30	33.3	8/12	66.7	5	25	30	26	18	6	1	24	15
			AGN	30/61	49.2	22/34	64.7	8/27	29.6	20/23	87.0	5	25	30	11	14	9	2	16	22

#### GLOBAL PARTNERS



Cumulative statistics

GBR - Great Britain  
After 4 games

No	Name	GP	MIN	MPG	Field Goals		2 Points		3 Points		Free Throws		Rebounds			AS	TO	ST	BS	PF	FD	+/-	PTS	PPG
					M/A	%	M/A	%	M/A	%	M/A	%	OR	DR	TOT									
0	OLASENI Gabriel	4	09:18	27:19	12/29	41	12/29	41			13/14	93	13	16	29	5	10	4	5	16	13	-57	37	9.3
00	SOKO Ovie	3	62:43	20:54	7/25	28	7/23	30	0/2	0	10/14	71	5	8	13	7	5	2		9	9	-30	24	8.0
3	MOCKFORD Benjamin	4	57:15	14:18	1/10	10	0/4	0	1/6	17					3		2		4	1	-61	3	0.8	
6	NELSON Luke	4	09:28	27:22	17/48	35	6/21	29	11/27	41	4/8	50	1	10	11	20	10	6		6	10	-53	49	12.3
10	CLARK Dan	4	61:57	15:29	6/20	30	4/9	44	2/11	18	4/5	80		6	6	5	10	5		2	3	-43	18	4.5
13	BIGBY-WILLIAMS Kavell	4	26:21	06:35	4/11	36	4/11	36					3	8	11		1	1		1	1	-16	8	2.0
22	HESSON Myles	4	08:19	27:04	21/53	40	17/37	46	4/16	25	9/11	82	3	12	15	8	12	2	1	8	18	-73	55	13.8
23	LAUTIER-OGUNLEYE Dwayne	3	09:49	03:16	0/1	0	0/1	0					1	1			1			1	1	-1		
24	WHEATLE Carl	4	12:01	28:00	11/27	41	9/20	45	2/7	29	6/8	75	8	19	27	9	4	4		9	9	-60	30	7.5
32	WHELAN Patrick	4	63:06	15:46	12/26	46	7/13	54	5/13	38	1/1	100	2	3	5	5	5		3	3	-34	30	7.5	
33	ANDERSON Jamell	2	24:32	12:16	2/4	50	1/1	100	1/3	33			1	1			2	1	3		3	-14	5	2.5
77	VAN OOSTRUM Devon	4	55:11	13:47	2/14	14	2/8	25	0/6	0	2/2	100		8	8	8	4	1	1	4	3	-48	6	1.5
Team / Coach																								
Totals					95/268	35	69/177	39	26/91	29	49/63	78	46	98	144	70	62	30	8	65	71	-98.0	265	66.3
Opponents					132/264	50	86/142	61	46/122	38	53/64	83	37	126	163	99	54	37	22	72	65	98.0	363	90.8

AVERAGES PER GAME

	GBR	Opponents
Points from Turnovers	43	96
Points in the Paints	98	158
Second Chance Points	38	23
Fast Break Points	35	80
Bench Points	82	159

	GBR	Opponents
Total Field Goals Made	23.8	33.0
2 Points Field Goals Made	17.3	21.5
3 Points Field Goals Made	6.5	11.5
Free Throws Made	12.3	13.3
Offensive Rebounds	11.5	9.3
Defensive Rebounds	24.5	31.5
Total Rebounds	36.0	40.8
Assists	17.5	24.8
Fouls	16.3	18.0
Turnovers	15.5	13.5
Steals	7.5	9.3
Blocked Shots	2.0	5.5
Points from Turnovers	10.8	24.0
Points in the Paints	24.5	39.5
Second Chance Points	9.5	5.8
Fast Break Points	8.8	20.0
Bench Points	20.5	39.8

Games	Phase	Score		Field Goals		2 Points		3 Points		Free Throws		Rebounds			AS	TO	ST	BS	PF	FD
				M/A	%	M/A	%	M/A	%	M/A	%	OR	DR	TOT						
UKR-GBR	Group Phase	90-61	FOR	22/66	33.3	13/44	29.5	9/22	40.9	8/14	57.1	14	29	43	15	20	5	2	15	16
			AGN	33/74	44.6	21/40	52.5	12/34	35.3	12/16	75.0	13	30	43	22	9	10	5	16	16
GBR-CRO	Group Phase	65-86	FOR	22/72	30.6	16/47	34.0	6/25	24.0	15/16	93.8	11	25	36	17	11	6	1	19	16
			AGN	31/62	50.0	23/34	67.6	8/28	28.6	16/20	80.0	7	39	46	24	15	8	6	17	19
GBR-GRE	Group Phase	77-93	FOR	26/63	41.3	19/40	47.5	7/23	30.4	18/23	78.3	12	25	37	24	16	8	1	17	21
			AGN	35/66	53.0	23/37	62.2	12/29	41.4	11/13	84.6	8	25	33	27	12	11	6	21	16
EST-GBR	Group Phase	94-62	FOR	25/67	37.3	21/46	45.7	4/21	19.0	8/10	80.0	9	19	28	14	15	11	4	14	18
			AGN	33/62	53.2	19/31	61.3	14/31	45.2	14/15	93.3	9	32	41	26	18	8	5	18	14

GLOBAL PARTNERS



Cumulative statistics

GEO - Georgia  
After 5 games

No	Name	GP	MIN	MPG	Field Goals		2 Points		3 Points		Free Throws		Rebounds			AS	TO	ST	BS	PF	FD	+/-	PTS	PPG														
					M/A	%	M/A	%	M/A	%	M/A	%	OR	DR	TOT																							
4	ANDRONIKASHVILI Rati	5	27:41	25:32	19/44	43	17/30	57	2/14	14	4/6	67	4	8	12	10	6	4	1	11	9	-19	44	8.8														
5	MAMUKELASHVILI Alexander	5	75:03	35:00	28/62	45	21/41	51	7/21	33	13/13	100	17	38	55	12	11	3	3	10	13	-20	76	15.2														
6	JINTCHARADZE Kakhaber	5	77:49	15:33	4/16	25	3/8	38	1/8	13	2/2	100	3	8	11	2	2	2	10	2	-12	11	2.2															
7	BURJANADZE Beka	4	46:38	11:39	2/15	13	1/7	14	1/8	13	7/11	64	2	6	8	3	1	1	2	8	-5	12	3.0															
8	TSINTSADZE George	5	43:59	08:47	2/10	20	1/4	25	1/6	17			4	4	5	6	1	4	4	-22	5	1.0																
9	SHERMADINI Giorgi	5	19:08	23:49	21/34	62	21/34	62			11/15	73	10	20	30	5	8	3	7	13	16	-25	53	10.6														
10	SANADZE Duda	5	43:49	28:45	16/46	35	6/17	35	10/29	34	9/10	90	1	15	16	7	11	3	15	16	-35	51	10.2															
17	BERISHVILI Mikhail	2	10:27	05:13	2/4	50			2/4	50			1	1	2	1			3		-2	6	3.0															
18	BOKOLISHVILI Merab	4	25:39	06:24	2/4	50	1/2	50	1/2	50			1	1		1			3		-14	5	1.3															
25	MCFADDEN Thaddus	5	74:30	34:54	21/63	33	6/11	55	15/52	29	18/22	82	2	12	14	20	13	2	9	19	-30	75	15.0															
33	BEKAURI Beka	4	37:00	09:15	1/4	25	1/4	25			1/2	50	1	6	7	1	4	1	7	2	-21	3	0.8															
35	BITADZE Goga	4	93:17	23:19	14/26	54	13/19	68	1/7	14	11/17	65	12	13	25	7	5	1	5	8	17	-15	40	10.0														
Team / Coach													8 10 18			3																						
Totals					132/328		40		91/177		51		41/151		27		76/98		78		61 142		203		73 71		21		19 98		106		-44.0		381		76.2	
Opponents					158/360		44		102/199		51		56/161		35		53/79		67		66 133		199		99 52		32 6		113 91		44.0		425		85.0			

AVERAGES PER GAME

	GEO	Opponents
Points from Turnovers	20	25
Points in the Paints	170	172
Second Chance Points	58	57
Fast Break Points	35	38
Bench Points	86	170

	GEO	Opponents
Total Field Goals Made	26.4	31.6
2 Points Field Goals Made	18.2	20.4
3 Points Field Goals Made	8.2	11.2
Free Throws Made	15.2	10.6
Offensive Rebounds	12.2	13.2
Defensive Rebounds	28.4	26.6
Total Rebounds	40.6	39.8
Assists	14.6	19.8
Fouls	19.6	22.6
Turnovers	14.2	10.4
Steals	4.2	6.4
Blocked Shots	3.8	1.2
Points from Turnovers	4.0	5.0
Points in the Paints	34.0	34.4
Second Chance Points	11.6	11.4
Fast Break Points	7.0	7.6
Bench Points	17.2	34.0

Games	Phase	Score		Field Goals		2 Points		3 Points		Free Throws		Rebounds			AS	TO	ST	BS	PF	FD
				M/A	%	M/A	%	M/A	%	M/A	%	OR	DR	TOT						
BEL-GEO	Group Phase	79-76	FOR	25/59	42.4	17/30	56.7	8/29	27.6	18/26	69.2	11	33	44	17	20	5	6	23	26
			AGN	26/66	39.4	14/34	41.2	12/32	37.5	15/24	62.5	10	26	36	12	15	11	1	27	21
GEO-ESP	Group Phase	64-90	FOR	24/59	40.7	15/35	42.9	9/24	37.5	7/12	58.3	12	21	33	14	14	2	2	23	19
			AGN	36/74	48.6	27/46	58.7	9/28	32.1	9/12	75.0	16	23	39	23	4	7	1	20	22
TUR-GEO	Group Phase	83-88	FOR	35/84	41.7	27/46	58.7	8/38	21.1	10/13	76.9	13	35	48	13	14	9	2	22	20
			AGN	30/79	38.0	23/46	50.0	7/33	21.2	16/22	72.7	14	31	45	19	11	5	2	23	18
GEO-BUL	Group Phase	80-92	FOR	25/67	37.3	17/31	54.8	8/36	22.2	22/23	95.7	14	29	43	14	13	2	4	14	21
			AGN	34/72	47.2	15/33	45.5	19/39	48.7	5/10	50.0	11	26	37	25	12	6	1	21	14
GEO-MNE	Group Phase	73-81	FOR	23/59	39.0	15/35	42.9	8/24	33.3	19/24	79.2	11	24	35	15	10	3	5	16	20
			AGN	32/69	46.4	23/40	57.5	9/29	31.0	8/11	72.7	15	27	42	20	10	3	1	22	16

GLOBAL PARTNERS



## Cumulative statistics

### GER - Germany

#### After 5 games

No	Name	GP	MIN	MPG	Field Goals		2 Points		3 Points		Free Throws		Rebounds			AS	TO	ST	BS	PF	FD	+/-	PTS	PPG																							
					M/A	%	M/A	%	M/A	%	M/A	%	OR	DR	TOT																																
4	LO Maodo	5	18:26	23:41	23/43	53	7/10	70	16/33	48	10/13	77	1	6	7	15	6	2		7	11	27	72	14.4																							
5	GIFFEY Niels	5	97:08	19:25	18/28	64	11/14	79	7/14	50	3/4	75	1	13	14	4	4		8	6	42	46	9.2																								
6	WEILER-BABB Nick	4	66:36	16:39	3/10	30	2/3	67	1/7	14			1	5	6	3	1	1		6	2	-7	7	1.8																							
7	VOIGTMANN Johannes	5	23:35	24:43	10/25	40	8/13	62	2/12	17	4/6	67	10	30	40	10	6	1	1	13	10	32	26	5.2																							
9	WAGNER Franz	5	30:46	26:09	30/56	54	19/34	56	11/22	50	10/10	100	2	18	20	7	7	5	3	15	14	13	81	16.2																							
10	THEIS Daniel	4	85:40	21:25	11/28	39	8/17	47	3/11	27	4/5	80	4	16	20	6	3	1		15	5	7	29	7.3																							
17	SCHRODER Dennis	4	29:41	32:25	27/75	36	21/46	46	6/29	21	13/15	87	1	8	9	27	9	3	1	7	17	23	73	18.3																							
18	WOHLFARTH-BOTTERMANN Jonas	5	34:13	06:50	4/6	67	4/6	67			1/2	50	4	6	10	1	4	2	4	13	5	4	9	1.8																							
21	HOLLATZ Justus	1	25:37	25:37	2/5	40	1/3	33	1/2	50			1	1	2	11	3			3	2	27	5	5.0																							
32	THIEMANN Johannes	5	16:32	23:18	11/20	55	8/13	62	3/7	43	16/17	94	4	12	16	3	4	2	2	13	14	30	41	8.2																							
42	OBST Andreas	5	93:03	18:36	16/34	47	6/9	67	10/25	40	10/12	83	2	6	8	3	2	4		8	8	29	52	10.4																							
43	SENGELDER Christian	1	28:43	28:43	9/14	64	5/7	71	4/7	57			1	4	5	2				3	1	33	22	22.0																							
Team / Coach										15					11			26		3																											
Totals					164/344					48		100/175		57		64/169		38		71/84		84		47		136		183		92		52		24		11		112		95		52.0		463		92.6	
Opponents					148/321					46		116/210		55		32/111		29		83/111		75		44		133		177		76		58		28		15		99		108		-52.0		411		82.2	

### AVERAGES PER GAME

	GER	Opponents
Points from Turnovers	75	64
Points in the Paints	174	206
Second Chance Points	50	56
Fast Break Points	31	27
Bench Points	215	116

	GER	Opponents
Total Field Goals Made	32.8	29.6
2 Points Field Goals Made	20.0	23.2
3 Points Field Goals Made	12.8	6.4
Free Throws Made	14.2	16.6
Offensive Rebounds	9.4	8.8
Defensive Rebounds	27.2	26.6
Total Rebounds	36.6	35.4
Assists	18.4	15.2
Fouls	22.4	19.8
Turnovers	10.4	11.6
Steals	4.8	5.6
Blocked Shots	2.2	3.0
Points from Turnovers	15.0	12.8
Points in the Paints	34.8	41.2
Second Chance Points	10.0	11.2
Fast Break Points	6.2	5.4
Bench Points	43.0	23.2

Games	Phase	Score		Field Goals		2 Points		3 Points		Free Throws		Rebounds			AS	TO	ST	BS	PF	FD
				M/A	%	M/A	%	M/A	%	M/A	%	OR	DR	TOT						
FRA-GER	Group Phase	63-76	FOR	29/65	44.6	19/33	57.6	10/32	31.3	8/8	100.0	8	23	31	17	9	10	1	21	14
			AGN	20/52	38.5	13/31	41.9	7/21	33.3	16/24	66.7	8	27	35	14	17	6	3	14	21
GER-BIH	Group Phase	92-82	FOR	29/64	45.3	18/38	47.4	11/26	42.3	23/25	92.0	11	31	42	18	14	2	6	20	21
			AGN	33/69	47.8	27/45	60.0	6/24	25.0	10/17	58.8	9	24	33	19	8	8	5	24	19
LTU-GER	Group Phase	107-109	FOR	42/90	46.7	29/51	56.9	13/39	33.3	12/15	80.0	14	28	42	15	7	4	2	33	22
			AGN	36/78	46.2	29/53	54.7	7/25	28.0	28/35	80.0	16	34	50	20	12	4	3	23	31
GER-SLO	Group Phase	80-88	FOR	24/61	39.3	12/24	50.0	12/37	32.4	20/25	80.0	6	27	33	17	13	3	0	22	21
			AGN	30/65	46.2	23/38	60.5	7/27	25.9	21/26	80.8	9	32	41	10	10	6	2	21	21
HUN-GER	Group Phase	71-106	FOR	40/64	62.5	22/29	75.9	18/35	51.4	8/11	72.7	8	27	35	25	9	5	2	16	17
			AGN	29/57	50.9	24/43	55.8	5/14	35.7	8/9	88.9	2	16	18	13	11	4	2	17	16

#### GLOBAL PARTNERS



Cumulative statistics

GRE - Greece  
After 4 games

No	Name	GP	MIN	MPG	Field Goals		2 Points		3 Points		Free Throws		Rebounds			AS	TO	ST	BS	PF	FD	+/-	PTS	PPG
					M/A	%	M/A	%	M/A	%	M/A	%	OR	DR	TOT									
2	DORSEY Tyler	4	96:50	24:12	21/42	50	8/16	50	13/26	50	13/16	81	1	8	9	7	5	6		7	8	14	68	17.0
4	LOUNTZIS Michail	3	30:15	10:05	3/6	50	1/2	50	2/4	50	4/5	80		2	2	5	1	1	1	3	5	28	12	4.0
5	LARENTZAKIS Giannoulis	4	27:40	06:55	4/10	40	2/2	100	2/8	25	2/2	100		3	3		1	3	1	2	2	10	12	3.0
7	AGRAVANIS Dimitrios	4	96:08	24:02	11/20	55	4/7	57	7/13	54	5/8	63	6	11	17	7	7	5	5	9	6	2	34	8.5
8	CALATHES Nick	4	96:23	24:05	14/35	40	10/20	50	4/15	27			2	12	14	22	4	1		8	3	12	32	8.0
10	SLOUKAS Kostas	4	89:25	22:21	15/27	56	8/14	57	7/13	54	4/4	100		6	6	14	6	2		3	4	25	41	10.3
14	PAPAGIANNIS Georgios	3	50:27	16:49	11/16	69	11/16	69			1/1	100	1	9	10	2	4	3	2	8	1	42	23	7.7
16	PAPANIKOLAOU Kostas	4	09:44	27:26	9/21	43	4/6	67	5/15	33	3/6	50	6	19	25	11	2	7	2	6	7	33	26	6.5
19	PAPAPETROU Ioannis	4	67:54	16:58	3/14	21	3/9	33	0/5	0	5/6	83	2	6	8	2	2	1		6	5	23	11	2.8
34	ANTETOKOUNMPO Giannis	3	86:38	28:52	30/57	53	29/46	63	1/11	9	32/38	84	8	23	31	11	7	5	4	4	30	24	93	31.0
37	ANTETOKOUNMPO Kostas																							
43	ANTETOKOUNMPO Thanasis	4	48:36	12:09	5/14	36	4/7	57	1/7	14	3/5	60	1	6	7	2		2	2	10	3	7	14	3.5
Team / Coach																								
Totals					126/262	48	84/145	58	42/117	36	72/91	79	37	112	149	83	41	36	17	68	74	44.0	366	91.5
Opponents					116/268	43	77/151	51	39/117	33	51/61	84	40	106	146	74	56	20	8	78	65	-44.0	322	80.5

AVERAGES PER GAME

	GRE	Opponents
Points from Turnovers	61	47
Points in the Paints	148	128
Second Chance Points	32	44
Fast Break Points	78	37
Bench Points	128	96

	GRE	Opponents
Total Field Goals Made	31.5	29.0
2 Points Field Goals Made	21.0	19.3
3 Points Field Goals Made	10.5	9.8
Free Throws Made	18.0	12.8
Offensive Rebounds	9.3	10.0
Defensive Rebounds	28.0	26.5
Total Rebounds	37.3	36.5
Assists	20.8	18.5
Fouls	17.0	19.5
Turnovers	10.3	14.0
Steals	9.0	5.0
Blocked Shots	4.3	2.0
Points from Turnovers	15.3	11.8
Points in the Paints	37.0	32.0
Second Chance Points	8.0	11.0
Fast Break Points	19.5	9.3
Bench Points	32.0	24.0

Games	Phase	Score		Field Goals		2 Points		3 Points		Free Throws		Rebounds			AS	TO	ST	BS	PF	FD
				M/A	%	M/A	%	M/A	%	M/A	%	OR	DR	TOT						
CRO-GRE	Group Phase	85-89	FOR	30/77	39.0	20/44	45.5	10/33	30.3	19/25	76.0	16	28	44	17	9	11	5	14	16
			AGN	32/63	50.8	22/36	61.1	10/27	37.0	11/13	84.6	4	33	37	15	18	5	2	18	13
GRE-ITA	Group Phase	85-81	FOR	27/60	45.0	14/25	56.0	13/35	37.1	18/23	78.3	7	31	38	14	10	6	5	18	20
			AGN	26/71	36.6	13/32	40.6	13/39	33.3	16/19	84.2	15	27	42	20	10	5	3	21	17
GBR-GRE	Group Phase	77-93	FOR	35/66	53.0	23/37	62.2	12/29	41.4	11/13	84.6	8	25	33	27	12	11	6	21	16
			AGN	26/63	41.3	19/40	47.5	7/23	30.4	18/23	78.3	12	25	37	24	16	8	1	17	21
GRE-UKR	Group Phase	99-79	FOR	34/59	57.6	27/39	69.2	7/20	35.0	24/30	80.0	6	28	34	25	10	8	1	15	22
			AGN	32/71	45.1	23/43	53.5	9/28	32.1	6/6	100.0	9	21	30	15	12	2	2	22	14

GLOBAL PARTNERS



Cumulative statistics

HUN - Hungary  
After 5 games

No	Name	GP	MIN	MPG	Field Goals		2 Points		3 Points		Free Throws		Rebounds			AS	TO	ST	BS	PF	FD	+/-	PTS	PPG																																
					M/A	%	M/A	%	M/A	%	M/A	%	OR	DR	TOT																																									
1	HOPKINS Mikael	5	02:39	20:31	15/37	41	10/24	42	5/13	38	6/6	100	4	15	19	6	5	6	3	15	10	-53	41	8.2																																
5	ALLEN Rosco	5	02:03	20:24	11/24	46	9/18	50	2/6	33	5/6	83	2	10	12	2	3	4	13	4	6	-82	29	5.8																																
6	KELLER Akos	5	77:39	15:31	11/24	46	9/19	47	2/5	40	1/6	17	3	8	11	2	5	2	4	10	6	-34	25	5.0																																
8	HANGA Adam	2	57:26	28:43	12/29	41	7/14	50	5/15	33	5/9	56	2	9	11	5	3		2	8	2	34	17.0																																	
9	VOJVODA David	5	41:36	28:19	22/54	41	15/29	52	7/25	28	3/4	75		3	3	16	6	6	11	10	-72	54	10.8																																	
11	BENKE Szilard	5	20:44	24:08	18/35	51	10/20	50	8/15	53	3/3	100	4	11	15	11	6	7	2	13	10	-107	47	9.4																																
12	SOMOGYI Adam	3	52:37	17:32	9/16	56	6/10	60	3/6	50	2/2	100	2	3	5	4	2		5	5	-40	23	7.7																																	
14	GOLOMAN Gyorgy	3	33:29	11:09	3/6	50	2/4	50	1/2	50	5/7	71	2	4	6	1	3	3	4	6	-6	12	4.0																																	
15	FERENCZ Csaba	3	51:20	17:06	2/7	29	1/2	50	1/5	20	0/2	0	2	4	6	1		1	1	5	1	-21	5	1.7																																
20	PERL Zoltan	5	08:35	21:43	18/48	38	16/39	41	2/9	22	13/15	87	5	13	18	19	3	7	2	8	16	9	51	10.2																																
22	EILINGSFELD Janos	5	84:10	16:50	14/24	58	12/17	71	2/7	29	6/8	75	7	7	14	3	4	1		7	6	-1	36	7.2																																
25	VARADI Benedek	4	67:42	16:55	10/21	48	7/11	64	3/10	30	2/2	100	4	4	8	10	5	3		4	4	-30	25	6.3																																
Team / Coach													4			6			10																																					
Totals					145/325		45		104/207		50		41/118		35		51/70		73		41			97			138			80			52			37			15			98			86			-87.0			382			76.4		
Opponents					172/330		52		116/189		61		56/141		40		69/87		79		67			142			209			121			61			19			11			87			95			87.0			469			93.8		

AVERAGES PER GAME

	HUN	Opponents
Points from Turnovers	86	60
Points in the Paints	188	212
Second Chance Points	40	67
Fast Break Points	48	49
Bench Points	167	173

	HUN	Opponents
Total Field Goals Made	29.0	34.4
2 Points Field Goals Made	20.8	23.2
3 Points Field Goals Made	8.2	11.2
Free Throws Made	10.2	13.8
Offensive Rebounds	8.2	13.4
Defensive Rebounds	19.4	28.4
Total Rebounds	27.6	41.8
Assists	16.0	24.2
Fouls	19.6	17.4
Turnovers	10.4	12.2
Steals	7.4	3.8
Blocked Shots	3.0	2.2
Points from Turnovers	17.2	12.0
Points in the Paints	37.6	42.4
Second Chance Points	8.0	13.4
Fast Break Points	9.6	9.8
Bench Points	33.4	34.6

Games	Phase	Score		Field Goals		2 Points		3 Points		Free Throws		Rebounds			AS	TO	ST	BS	PF	FD
				M/A	%	M/A	%	M/A	%	M/A	%	OR	DR	TOT						
BIH-HUN	Group Phase	95-85	FOR	34/72	47.2	24/43	55.8	10/29	34.5	7/12	58.3	12	22	34	19	10	7	3	23	16
			AGN	34/69	49.3	25/47	53.2	9/22	40.9	18/25	72.0	17	25	42	23	9	3	4	16	22
HUN-SLO	Group Phase	88-103	FOR	34/74	45.9	23/49	46.9	11/25	44.0	9/12	75.0	9	26	35	21	8	9	5	17	14
			AGN	38/78	48.7	22/38	57.9	16/40	40.0	11/14	78.6	16	32	48	25	11	4	4	15	17
FRA-HUN	Group Phase	78-74	FOR	25/60	41.7	14/31	45.2	11/29	37.9	13/19	68.4	9	16	25	15	17	11	2	21	21
			AGN	27/52	51.9	20/33	60.6	7/19	36.8	17/20	85.0	8	28	36	24	20	4	1	21	20
HUN-LTU	Group Phase	64-87	FOR	23/62	37.1	19/41	46.3	4/21	19.0	14/18	77.8	9	17	26	12	6	6	3	20	19
			AGN	33/67	49.3	27/42	64.3	6/25	24.0	15/17	88.2	18	30	48	24	12	3	0	19	19
HUN-GER	Group Phase	71-106	FOR	29/57	50.9	24/43	55.8	5/14	35.7	8/9	88.9	2	16	18	13	11	4	2	17	16
			AGN	40/64	62.5	22/29	75.9	18/35	51.4	8/11	72.7	8	27	35	25	9	5	2	16	17

Cumulative statistics

ISR - Israel  
After 4 games

No	Name	GP	MIN	MPG	Field Goals		2 Points		3 Points		Free Throws		Rebounds			AS	TO	ST	BS	PF	FD	+/-	PTS	PPG																				
					M/A	%	M/A	%	M/A	%	M/A	%	OR	DR	TOT																													
4	SORKIN Roman	4	56:57	14:14	10/21	48	10/21	48			7/8	88	6	11	17	5	3	1	1	6	5	-24	27	6.8																				
7	MEKEL Gal	4	81:41	20:25	6/22	27	3/15	20	3/7	43	8/8	100	2	10	12	14	3	1		8	8	18	23	5.8																				
8	AVDIJA Deni	4	27:21	31:50	19/44	43	10/21	48	9/23	39	14/19	74	5	28	33	12	12	3	5	9	24	-15	61	15.3																				
10	PNINI Guy	4	50:37	12:39	3/12	25	0/2	0	3/10	30	4/5	80	1	1	2	2	3			6	2	2	13	3.3																				
11	MADAR Yam	4	81:01	20:15	18/31	58	8/13	62	10/18	56	5/5	100	2	3	5	10	7	4	1	4	8	8	51	12.8																				
12	MENCO Rafael	4	49:28	12:22	6/14	43	1/3	33	5/11	45			2	3	5	5	2	2		6	1	-8	17	4.3																				
15	COHEN Jake	4	59:19	14:49	9/23	39	6/15	40	3/8	38	3/4	75	6	9	15	2	5	2		8	8		24	6.0																				
20	ZALMANSON Idan	1	04:11	04:11	0/1	0	0/1	0						1	1					1		-6																						
30	LEVI Nimrod	4	81:26	20:21	10/27	37	8/15	53	2/12	17	2/2	100	2	6	8	5	5	4	3	12	6	-4	24	6.0																				
41	GINAT Tomer	4	71:59	17:59	11/26	42	11/21	52	0/5	0	3/6	50	9	5	14	11	2	7	1	5	6	6	25	6.3																				
45	BLATT Tamir	4	85:41	21:25	9/23	39	1/3	33	8/20	40	3/4	75	1	7	8	19	6	1		6	5	-15	29	7.3																				
50	ZOOSMAN Yovel	4	75:19	18:49	8/18	44	3/6	50	5/12	42	2/2	100	3	4	7	3	3	4	2	3	2	-17	23	5.8																				
Team / Coach													11 9 20			2																												
Totals					109/262		42		61/136		45		48/126		38		51/63		81		50		97		147		88		53		29		13		74		75		-11.0		317		79.3	
Opponents					113/246		46		69/135		51		44/111		40		58/71		82		38		108		146		81		60		29		13		75		73		11.0		328		82.0	

AVERAGES PER GAME

	ISR	Opponents
Points from Turnovers	76	60
Points in the Paints	108	120
Second Chance Points	41	40
Fast Break Points	42	53
Bench Points	170	80

	ISR	Opponents
Total Field Goals Made	27.3	28.3
2 Points Field Goals Made	15.3	17.3
3 Points Field Goals Made	12.0	11.0
Free Throws Made	12.8	14.5
Offensive Rebounds	12.5	9.5
Defensive Rebounds	24.3	27.0
Total Rebounds	36.8	36.5
Assists	22.0	20.3
Fouls	18.5	18.8
Turnovers	13.3	15.0
Steals	7.3	7.3
Blocked Shots	3.3	3.3
Points from Turnovers	19.0	15.0
Points in the Paints	27.0	30.0
Second Chance Points	10.3	10.0
Fast Break Points	10.5	13.3
Bench Points	42.5	20.0

Games	Phase	Score		Field Goals		2 Points		3 Points		Free Throws		Rebounds			AS	TO	ST	BS	PF	FD
				M/A	%	M/A	%	M/A	%	M/A	%	OR	DR	TOT						
ISR-FIN	Group Phase	89-87	FOR	30/78	38.5	20/45	44.4	10/33	30.3	19/26	73.1	19	25	44	26	9	10	3	21	22
			AGN	28/67	41.8	16/36	44.4	12/31	38.7	19/20	95.0	15	35	50	21	18	5	4	22	21
NED-ISR	Group Phase	67-74	FOR	24/61	39.3	14/34	41.2	10/27	37.0	16/17	94.1	13	26	39	18	14	7	3	18	18
			AGN	24/55	43.6	15/30	50.0	9/25	36.0	10/14	71.4	4	24	28	17	15	7	3	18	18
POL-ISR	Group Phase	85-76	FOR	27/62	43.5	13/29	44.8	14/33	42.4	8/11	72.7	7	27	34	24	13	7	3	14	18
			AGN	32/64	50.0	19/34	55.9	13/30	43.3	8/13	61.5	8	27	35	26	12	7	2	18	14
ISR-SRB	Group Phase	78-89	FOR	28/61	45.9	14/28	50.0	14/33	42.4	8/9	88.9	11	19	30	20	17	5	4	21	17
			AGN	29/60	48.3	19/35	54.3	10/25	40.0	21/24	87.5	11	22	33	17	15	10	4	17	20

GLOBAL PARTNERS



Cumulative statistics

ITA - Italy  
After 4 games

No	Name	GP	MIN	MPG	Field Goals		2 Points		3 Points		Free Throws		Rebounds			AS	TO	ST	BS	PF	FD	+/-	PTS	PPG	
					M/A	%	M/A	%	M/A	%	M/A	%	OR	DR	TOT										
0	SPISSU Marco	4	90:26	22:36	5/16	31	0/2	0	5/14	36	4/4	100	10	10	21	7	2		7	7	10	19	4.8		
1	MANNION Nico	4	55:32	13:53	12/33	36	11/20	55	1/13	8	5/6	83	2	6	8	7	5	2		3	8	-13	30	7.5	
6	BILIGHA Paul	3	12:33	04:11	1/2	50	1/2	50											1	1	-1	2	0.7		
7	TONUT Stefano	4	14:36	28:39	14/36	39	10/22	45	4/14	29	0/3	0	6	9	15	8	7	6	8	6	-3	32	8.0		
9	MELLI Nicolò	4	04:47	26:11	18/38	47	16/30	53	2/8	25	8/10	80	5	12	17	8	6	3	14	13	19	46	11.5		
13	FONTECCHIO Simone	4	17:55	29:28	29/64	45	16/30	53	13/34	38	7/9	78	2	12	14	12	8	7	2	3	7	37	78	19.5	
16	TESSITORI Amedeo Vittorio	1	02:08	02:08																					
17	RICCI Giampaolo	4	74:23	18:35	10/28	36	6/16	38	4/12	33	0/4	0	11	8	19	4	1	3	1	10	7	-2	24	6.0	
25	BALDASSO Tommaso	1	02:58	02:58																					
33	POLONARA Achille	4	11:12	27:48	15/29	52	6/12	50	9/17	53	10/12	83	12	20	32	10	2	7	1	7	11	-10	49	12.3	
54	PAJOLA Alessandro	3	33:56	11:18	3/8	38	0/2	0	3/6	50	3/4	75	2	4	6	5	3	3		5	6	8	12	4.0	
70	DATOME Luigi	4	79:34	19:53	11/27	41	8/15	53	3/12	25	1/1	100	2	8	10	5			8	4	8	26	6.5		
Team / Coach													6	11	17	2									
Totals					118/281	42	74/151	49	44/130	34	38/53	72	50	100	150	80	42	36	8	68	69	11.0	318	79.5	
Opponents					108/237	46	71/131	54	37/106	35	54/67	81	34	117	151	66	61	25	11	72	65	-11.0	307	76.8	

AVERAGES PER GAME

	ITA	Opponents
Points from Turnovers	66	47
Points in the Paints	128	126
Second Chance Points	43	30
Fast Break Points	49	62
Bench Points	94	96

	ITA	Opponents
Total Field Goals Made	29.5	27.0
2 Points Field Goals Made	18.5	17.8
3 Points Field Goals Made	11.0	9.3
Free Throws Made	9.5	13.5
Offensive Rebounds	12.5	8.5
Defensive Rebounds	25.0	29.3
Total Rebounds	37.5	37.8
Assists	20.0	16.5
Fouls	17.0	18.0
Turnovers	10.5	15.3
Steals	9.0	6.3
Blocked Shots	2.0	2.8
Points from Turnovers	16.5	11.8
Points in the Paints	32.0	31.5
Second Chance Points	10.8	7.5
Fast Break Points	12.3	15.5
Bench Points	23.5	24.0

Games	Phase	Score		Field Goals		2 Points		3 Points		Free Throws		Rebounds			AS	TO	ST	BS	PF	FD
				M/A	%	M/A	%	M/A	%	M/A	%	OR	DR	TOT						
ITA-EST	Group Phase	83-62	FOR	33/67	49.3	23/37	62.2	10/30	33.3	7/9	77.8	12	30	42	24	13	10	2	12	16
			AGN	23/59	39.0	14/31	45.2	9/28	32.1	7/7	100.0	6	22	28	19	16	8	1	16	12
GRE-ITA	Group Phase	85-81	FOR	26/71	36.6	13/32	40.6	13/39	33.3	16/19	84.2	15	27	42	20	10	5	3	21	17
			AGN	27/60	45.0	14/25	56.0	13/35	37.1	18/23	78.3	7	31	38	14	10	6	5	18	20
UKR-ITA	Group Phase	84-73	FOR	28/71	39.4	19/43	44.2	9/28	32.1	8/14	57.1	12	20	32	17	10	11	1	18	18
			AGN	32/58	55.2	25/41	61.0	7/17	41.2	13/19	68.4	9	32	41	18	17	6	2	19	17
ITA-CRO	Group Phase	81-76	FOR	31/72	43.1	19/39	48.7	12/33	36.4	7/11	63.6	11	23	34	19	9	10	2	17	18
			AGN	26/60	43.3	18/34	52.9	8/26	30.8	16/18	88.9	12	32	44	15	18	5	3	19	16

GLOBAL PARTNERS





Cumulative statistics

LTU - Lithuania  
After 5 games

No	Name	GP	MIN	MPG	Field Goals		2 Points		3 Points		Free Throws		Rebounds			AS	TO	ST	BS	PF	FD	+/-	PTS	PPG
					M/A	%	M/A	%	M/A	%	M/A	%	OR	DR	TOT									
4	ZUKAUSKAS Eigirdas	3	15:52	05:17	0/4	0	0/1	0	0/3	0					1				2		-5			
9	BRAZDEIKIS Ignas	5	05:09	21:01	18/49	37	12/30	40	6/19	32	5/7	71	6	9	15	8	10	3	2	14	6	1	47	9.4
11	SABONIS Domantas	5	39:34	27:54	22/42	52	20/35	57	2/7	29	14/19	74	6	29	35	14	8	4		15	19	24	60	12.0
13	JOKUBAITIS Rokas	5	27:26	25:29	15/35	43	11/22	50	4/13	31	8/10	80	3	8	11	19	10	1		8	11	53	42	8.4
14	ECHODAS Martynas	4	28:14	07:03	3/7	43	3/7	43			1/1	100	5	4	9	1	2			4	4	-8	7	1.8
17	VALANCIUNAS Jonas	5	48:32	29:42	32/56	57	31/51	61	1/5	20	27/32	84	14	43	57	10	11	1	5	8	32	42	92	18.4
19	KUZMINSKAS Mindaugas	5	75:58	15:11	14/30	47	7/17	41	7/13	54	7/12	58	5	7	12	2	4	1		6	7	-3	42	8.4
30	ZEMAITIS Kristupas	2	16:44	08:22	0/4	0	0/1	0	0/3	0			2	4	6	2		1		2		-6		
31	GIEDRAITIS Rokas	5	73:49	14:45	7/17	41	5/7	71	2/10	20	2/2	100	4	6	10	4	2	4		4	2	15	18	3.6
40	GRIGONIS Marius	5	32:11	26:26	26/49	53	13/19	68	13/30	43	14/15	93	2	20	22	17	9	3				15	79	15.8
43	LEKAVICIUS Lukas	5	73:28	14:41	11/17	65	10/12	83	1/5	20	8/9	89		8	8	11	5	1		13	8	-7	31	6.2
51	BUTKEVICIUS Arnas	5	13:03	22:36	6/15	40	3/5	60	3/10	30	6/6	100	5	4	9	5	3	1	3	10	2	14	21	4.2
Team / Coach																								
Totals					154/325	47	115/207	56	39/118	33	92/113	81	65	148	213	94	71	20	10	100	115	27.0	439	87.8
Opponents					153/343	45	112/213	53	41/130	32	65/87	75	47	112	159	81	46	38	20	119	98	-27.0	412	82.4

AVERAGES PER GAME

	LTU	Opponents
Points from Turnovers	51	92
Points in the Paints	184	196
Second Chance Points	93	49
Fast Break Points	19	44
Bench Points	148	137

	LTU	Opponents
Total Field Goals Made	30.8	30.6
2 Points Field Goals Made	23.0	22.4
3 Points Field Goals Made	7.8	8.2
Free Throws Made	18.4	13.0
Offensive Rebounds	13.0	9.4
Defensive Rebounds	29.6	22.4
Total Rebounds	42.6	31.8
Assists	18.8	16.2
Fouls	20.0	23.8
Turnovers	14.2	9.2
Steals	4.0	7.6
Blocked Shots	2.0	4.0
Points from Turnovers	10.2	18.4
Points in the Paints	36.8	39.2
Second Chance Points	18.6	9.8
Fast Break Points	3.8	8.8
Bench Points	29.6	27.4

Games	Phase	Score		Field Goals		2 Points		3 Points		Free Throws		Rebounds			AS	TO	ST	BS	PF	FD
				M/A	%	M/A	%	M/A	%	M/A	%	OR	DR	TOT						
SLO-LTU	Group Phase	92-85	FOR	32/65	49.2	24/46	52.2	8/19	42.1	13/20	65.0	11	26	37	14	16	6	3	20	24
			AGN	36/69	52.2	26/41	63.4	10/28	35.7	10/17	58.8	10	25	35	25	13	11	5	24	20
LTU-FRA	Group Phase	73-77	FOR	25/58	43.1	18/35	51.4	7/23	30.4	16/18	88.9	9	29	38	16	17	2	2	17	21
			AGN	27/60	45.0	20/42	47.6	7/18	38.9	16/19	84.2	7	23	30	14	9	11	4	21	17
LTU-GER	Group Phase	107-109	FOR	36/78	46.2	29/53	54.7	7/25	28.0	28/35	80.0	16	34	50	20	12	4	3	23	31
			AGN	42/90	46.7	29/51	56.9	13/39	33.3	12/15	80.0	14	28	42	15	7	4	2	33	22
HUN-LTU	Group Phase	64-87	FOR	33/67	49.3	27/42	64.3	6/25	24.0	15/17	88.2	18	30	48	24	12	3	0	19	19
			AGN	23/62	37.1	19/41	46.3	4/21	19.0	14/18	77.8	9	17	26	12	6	6	3	20	19
LTU-BIH	Group Phase	87-70	FOR	28/57	49.1	17/31	54.8	11/26	42.3	20/23	87.0	11	29	40	20	14	5	2	21	20
			AGN	25/62	40.3	18/38	47.4	7/24	29.2	13/18	72.2	7	19	26	15	11	6	6	21	20

GLOBAL PARTNERS



Cumulative statistics

MNE - Montenegro  
After 5 games

No	Name	GP	MIN	MPG	Field Goals		2 Points		3 Points		Free Throws		Rebounds			AS	TO	ST	BS	PF	FD	+/-	PTS	PPG	
					M/A	%	M/A	%	M/A	%	M/A	%	OR	DR	TOT										
0	VUCELIJC Zoran	3	19:20	06:26	1/3	33	1/2	50	0/1	0	2/2	100	1	1	2					4	2	-7	4	1.3	
2	ILIC Aleksa	4	24:58	06:14	2/5	40	2/5	40				2	5	7			1	2	2			4	1.0		
3	MIHAILOVIC Vladimir	5	28:52	25:46	25/52	48	18/33	55	7/19	37	11/12	92	1	15	16	14	14	2		16	16	17	68	13.6	
4	PAVLICEVIC Nikola																								
8	RADONCIC Dino	4	86:57	21:44	8/14	57	8/9	89	0/5	0	5/6	83	3	17	20	3	3	4		8	6	-10	21	5.3	
9	SIMONOVIC Marko	5	93:39	18:43	13/29	45	10/21	48	3/8	38	10/14	71	6	10	16	5	7	3		13	9	-12	39	7.8	
11	RADOVIC Nemanja	5	27:07	25:25	20/50	40	18/41	44	2/9	22	4/7	57	15	14	29	3	2	2		2	10	6	5	46	9.2
14	DUBLJEVIC Bojan	5	33:23	26:40	28/51	55	17/27	63	11/24	46	2/3	67	11	17	28	10	9	4		1	17	20	4	69	13.8
19	NIKOLIC Zoran	4	19:38	04:54								2	4	6			3	1		1	4		7		
22	DROBNJAK Igor	5	89:17	17:51	17/30	57	12/18	67	5/12	42	5/8	63	2	4	6	7	2	2		1	6	8	23	44	8.8
30	POPOVIC Petar	5	08:56	21:47	8/24	33	6/9	67	2/15	13	2/2	100		10	10	7	6	6		1	5	4	-13	20	4.0
55	PERRY Kendrick	5	67:53	33:34	25/59	42	16/27	59	9/32	28	7/7	100	2	10	12	37	6	11		1	9	15	1	66	13.2
Team / Coach													11 4 15			6									
Totals					147/317	46	108/192	56	39/125	31	48/61	79	56	111	167	86	58	36	9	95	86	3.0	381	76.2	
Opponents					138/297	46	89/155	57	49/142	34	53/69	77	47	116	163	86	68	29	17	88	89	-3.0	378	75.6	


AVERAGES PER GAME

	MNE	Opponents
Points from Turnovers	25	23
Points in the Paints	200	158
Second Chance Points	47	33
Fast Break Points	36	38
Bench Points	152	138

	MNE	Opponents
Total Field Goals Made	29.4	27.6
2 Points Field Goals Made	21.6	17.8
3 Points Field Goals Made	7.8	9.8
Free Throws Made	9.6	10.6
Offensive Rebounds	11.2	9.4
Defensive Rebounds	22.2	23.2
Total Rebounds	33.4	32.6
Assists	17.2	17.2
Fouls	19.0	17.6
Turnovers	11.6	13.6
Steals	7.2	5.8
Blocked Shots	1.8	3.4
Points from Turnovers	5.0	4.6
Points in the Paints	40.0	31.6
Second Chance Points	9.4	6.6
Fast Break Points	7.2	7.6
Bench Points	30.4	27.6

Games	Phase	Score		Field Goals		2 Points		3 Points		Free Throws		Rebounds			AS	TO	ST	BS	PF	FD
				M/A	%	M/A	%	M/A	%	M/A	%	OR	DR	TOT						
TUR-MNE	Group Phase	72-68	FOR	28/57	49.1	21/33	63.6	7/24	29.2	5/8	62.5	6	24	30	22	13	7	1	17	15
			AGN	28/61	45.9	18/32	56.3	10/29	34.5	6/8	75.0	8	22	30	14	12	6	3	15	17
MNE-BEL	Group Phase	76-70	FOR	27/59	45.8	18/38	47.4	9/21	42.9	13/13	100.0	9	21	30	14	13	7	1	22	20
			AGN	26/53	49.1	20/29	69.0	6/24	25.0	12/16	75.0	8	21	29	15	14	4	5	21	21
BUL-MNE	Group Phase	81-91	FOR	36/71	50.7	28/46	60.9	8/25	32.0	11/15	73.3	15	24	39	17	8	6	4	15	18
			AGN	31/64	48.4	17/24	70.8	14/40	35.0	5/7	71.4	7	21	28	23	12	6	3	18	14
MNE-ESP	Group Phase	65-82	FOR	24/61	39.3	18/35	51.4	6/26	23.1	11/14	78.6	11	15	26	13	14	13	2	19	17
			AGN	30/60	50.0	19/35	54.3	11/25	44.0	11/14	78.6	13	28	41	19	20	10	1	18	17
GEO-MNE	Group Phase	73-81	FOR	32/69	46.4	23/40	57.5	9/29	31.0	8/11	72.7	15	27	42	20	10	3	1	22	16
			AGN	23/59	39.0	15/35	42.9	8/24	33.3	19/24	79.2	11	24	35	15	10	3	5	16	20

GLOBAL PARTNERS



## Cumulative statistics

### NED - Netherlands

#### After 4 games

No	Name	GP	MIN	MPG	Field Goals		2 Points		3 Points		Free Throws		Rebounds			AS	TO	ST	BS	PF	FD	+/-	PTS	PPG	
					M/A	%	M/A	%	M/A	%	M/A	%	OR	DR	TOT										
0	FRANKE Yannick	3	50:55	16:58	12/32	38	6/11	55	6/21	29	14/18	78	1	4	5	9	3	2	2	17	-2	44	14.7		
1	VAN DER VUURST DE VRIES Keye	4	77:53	19:28	10/26	38	5/12	42	5/14	36	3/3	100	2	3	5	18	13	1	7	4	-55	28	7.0		
5	WILLIAMS Leon	4	95:35	23:53	8/16	50	2/4	50	6/12	50								1	7	2	6	22	5.5		
6	DE JONG Worthy	4	15:04	28:46	23/46	50	10/16	63	13/30	43	2/3	67	4	7	11	6	8	6	1	10	5	-33	61	15.3	
9	KHERRAZI Mohamed	4	01:20	25:20	12/20	60	12/19	63	0/1	0	1/4	25	2	11	13	8	7	1	11	4	-2	25	6.3		
11	HAMMINK Shane	3	59:31	19:50	4/11	36	1/4	25	3/7	43	2/2	100	1	3	4	3	2	2	5	2	-32	13	4.3		
13	SCHAFTENAAR Roeland	2	18:47	09:23	3/5	60	3/5	60			2/2	100	5	5	1	1			1	2	-7	8	4.0		
14	EDWARDS Jesse	3	44:12	14:44	5/11	45	5/11	45			5/6	83	4	11	15	2	4	1	4	8	6	15	5.0		
30	SCHAFTENAAR Olaf	3	30:42	10:14	1/4	25	1/1	100	0/3	0				4	4				3		-23	2	0.7		
32	HAARMS Matt	4	47:01	11:45	6/16	38	6/16	38			1/2	50	3	12	15	1	1		2	2	3	-17	13	3.3	
33	KOK Jito	4	64:45	16:11	4/8	50	4/8	50			7/9	78	2	9	11	4	2	2	7	9	-28	15	3.8		
90	KLOOF Charlon	4	94:15	23:33	15/30	50	8/12	67	7/18	39	9/12	75	1	4	5	9	4		11	12	-32	46	11.5		
Team / Coach													2 4 6			5									
Totals					103/225	46	63/119	53	40/106	38	46/61	75	22	82	104	74	54	17	10	74	66	-45.0	292	73.0	
Opponents					123/250	49	85/150	57	38/100	38	53/71	75	47	102	149	87	48	30	8	69	74	45.0	337	84.3	

### AVERAGES PER GAME

	NED	Opponents
Points from Turnovers	63	64
Points in the Paints	98	144
Second Chance Points	13	52
Fast Break Points	30	53
Bench Points	117	133

	NED	Opponents
Total Field Goals Made	25.8	30.8
2 Points Field Goals Made	15.8	21.3
3 Points Field Goals Made	10.0	9.5
Free Throws Made	11.5	13.3
Offensive Rebounds	5.5	11.8
Defensive Rebounds	20.5	25.5
Total Rebounds	26.0	37.3
Assists	18.5	21.8
Fouls	18.5	17.3
Turnovers	13.5	12.0
Steals	4.3	7.5
Blocked Shots	2.5	2.0
Points from Turnovers	15.8	16.0
Points in the Paints	24.5	36.0
Second Chance Points	3.3	13.0
Fast Break Points	7.5	13.3
Bench Points	29.3	33.3

Games	Phase	Score		Field Goals		2 Points		3 Points		Free Throws		Rebounds			AS	TO	ST	BS	PF	FD
				M/A	%	M/A	%	M/A	%	M/A	%	OR	DR	TOT						
SRB-NED	Group Phase	100-76	FOR	30/59	50.8	17/34	50.0	13/25	52.0	3/6	50.0	8	19	27	16	16	2	1	18	11
			AGN	37/70	52.9	23/39	59.0	14/31	45.2	12/17	70.6	15	22	37	26	7	10	2	13	18
NED-ISR	Group Phase	67-74	FOR	24/55	43.6	15/30	50.0	9/25	36.0	10/14	71.4	4	24	28	17	15	7	3	18	18
			AGN	24/61	39.3	14/34	41.2	10/27	37.0	16/17	94.1	13	26	39	18	14	7	3	18	18
CZE-NED	Group Phase	88-80	FOR	26/58	44.8	17/27	63.0	9/31	29.0	19/24	79.2	6	19	25	22	9	6	1	16	21
			AGN	34/62	54.8	25/40	62.5	9/22	40.9	11/14	78.6	9	28	37	23	15	6	2	21	16
NED-POL	Group Phase	69-75	FOR	23/53	43.4	14/28	50.0	9/25	36.0	14/17	82.4	4	20	24	19	14	2	5	22	16
			AGN	28/57	49.1	23/37	62.2	5/20	25.0	14/23	60.9	10	26	36	20	12	7	1	17	22

#### GLOBAL PARTNERS



Cumulative statistics

POL - Poland  
After 4 games

No	Name	GP	MIN	MPG	Field Goals		2 Points		3 Points		Free Throws		Rebounds			AS	TO	ST	BS	PF	FD	+/-	PTS	PPG
					M/A	%	M/A	%	M/A	%	M/A	%	OR	DR	TOT									
1	ZYSKOWSKI Jaroslaw	4	68:34	17:08	2/14	14	2/11	18	0/3	0	6/8	75	1	7	8	4	2	1		5	4	-25	10	2.5
2	BALCEROWSKI Aleksander	4	98:39	24:39	25/35	71	24/29	83	1/6	17	2/4	50	8	11	19	12	10	3	3	11	11	27	53	13.3
3	SOKOLOWSKI Michal	4	23:14	30:48	18/34	53	12/19	63	6/15	40	10/15	67	5	15	20	13	6	2	10	14	17	52	13.0	
5	CEL Aaron	4	76:05	19:01	9/20	45	6/12	50	3/8	38	5/5	100		13	13	7	3	6	1	6	6	16	26	6.5
6	SLAUGHTER A.J.	4	05:01	26:15	21/47	45	9/17	53	12/30	40	3/4	75		5	5	12	1	6		4	5	9	57	14.3
9	PONITKA Mateusz	4	04:23	26:05	15/35	43	12/22	55	3/13	23	17/24	71	4	16	20	26	8	2	1	8	23	5	50	12.5
10	KOLENDA Lukasz	2	14:28	07:14	3/5	60	2/3	67	1/2	50			1	1	2		2	1				-16	7	3.5
11	DZIEWA Aleksander	4	49:33	12:23	3/6	50	2/4	50	1/2	50	3/10	30	4	8	12	2	2			5	8	-13	10	2.5
13	OLEJNICZAK Dominik	3	25:18	08:26	0/3	0	0/3	0			4/4	100	1	2	3		4	1	1	6	2	-6	4	1.3
23	MICHALAK Michal	4	61:42	15:25	8/20	40	7/13	54	1/7	14	6/9	67	4	9	13	3	2	2		9	6		23	5.8
30	GARBACZ Jakub	4	43:44	10:56	6/10	60	1/1	100	5/9	56	1/2	50	1	7	8		2	1		4	2	-7	18	4.5
55	SCHENK Jakub	4	29:19	07:19	3/10	30	2/6	33	1/4	25	1/1	100		2	2	5	3			6	2	-7	8	2.0
Team / Coach					13 6 19 6																			
Totals					113/239	47	79/140	56	34/99	34	58/86	67	42	102	144	84	51	25	6	74	83	0.0	318	79.5
Opponents					112/237	47	62/116	53	50/121	41	44/59	75	26	89	115	94	50	16	12	84	72	0.0	318	79.5

AVERAGES PER GAME

	POL	Opponents
Points from Turnovers	57	58
Points in the Paints	148	106
Second Chance Points	45	9
Fast Break Points	34	57
Bench Points	86	154

	Opponents	POL
Total Field Goals Made	28.0	28.3
2 Points Field Goals Made	15.5	19.8
3 Points Field Goals Made	12.5	8.5
Free Throws Made	11.0	14.5
Offensive Rebounds	6.5	10.5
Defensive Rebounds	22.3	25.5
Total Rebounds	28.8	36.0
Assists	23.5	21.0
Fouls	21.0	18.5
Turnovers	12.5	12.8
Steals	4.0	6.3
Blocked Shots	3.0	1.5
Points from Turnovers	14.5	14.3
Points in the Paints	26.5	37.0
Second Chance Points	2.3	11.3
Fast Break Points	14.3	8.5
Bench Points	38.5	21.5

Games	Phase	Score		Field Goals		2 Points		3 Points		Free Throws		Rebounds			AS	TO	ST	BS	PF	FD
				M/A	%	M/A	%	M/A	%	M/A	%	OR	DR	TOT						
POL-CZE	Group Phase	99-84	FOR	37/67	55.2	27/39	69.2	10/28	35.7	15/19	78.9	13	23	36	23	9	5	2	19	23
			AGN	31/57	54.4	21/32	65.6	10/25	40.0	12/19	63.2	7	17	24	24	12	3	2	23	18
FIN-POL	Group Phase	89-59	FOR	16/51	31.4	10/30	33.3	6/21	28.6	21/31	67.7	11	26	37	15	18	6	1	20	24
			AGN	31/65	47.7	14/27	51.9	17/38	44.7	10/12	83.3	8	25	33	27	11	4	2	25	20
POL-ISR	Group Phase	85-76	FOR	32/64	50.0	19/34	55.9	13/30	43.3	8/13	61.5	8	27	35	26	12	7	2	18	14
			AGN	27/62	43.5	13/29	44.8	14/33	42.4	8/11	72.7	7	27	34	24	13	7	3	14	18
NED-POL	Group Phase	69-75	FOR	28/57	49.1	23/37	62.2	5/20	25.0	14/23	60.9	10	26	36	20	12	7	1	17	22
			AGN	23/53	43.4	14/28	50.0	9/25	36.0	14/17	82.4	4	20	24	19	14	2	5	22	16

GLOBAL PARTNERS



Cumulative statistics

SLO - Slovenia  
After 5 games

No	Name	GP	MIN	MPG	Field Goals		2 Points		3 Points		Free Throws		Rebounds			AS	TO	ST	BS	PF	FD	+/-	PTS	PPG
					M/A	%	M/A	%	M/A	%	M/A	%	OR	DR	TOT									
3	DRAGIC Goran	5	25:47	25:09	30/58	52	24/44	55	6/14	43	10/14	71	6	10	16	18	12	9	13	14	29	76	15.2	
4	SAMAR Ziga	3	14:03	04:41	0/1	0	0/1	0					1	1	2	2		1	7		6			
5	RUPNIK Luka	1	09:24	09:24	1/3	33			1/3	33					1	1	1				-11	3	3.0	
6	NIKOLIC Aleksej	4	33:31	08:22	2/8	25	0/3	0	2/5	40	2/2	100		4	4	5	1		5	4	2	8	2.0	
7	PREPELIC Klemen	5	89:08	17:49	12/29	41	5/7	71	7/22	32	9/10	90	2	7	9	6	3	1	7	10	-2	40	8.0	
8	MURIC Edo	5	84:11	16:50	7/20	35	4/5	80	3/15	20	6/9	67	4	12	16	2	5	6	1	11	8	21	23	4.6
10	TOBEY Mike	4	98:44	24:41	21/36	58	17/24	71	4/12	33	1/2	50	12	17	29	3	2	3	6	8	4	38	47	11.8
11	BLAZIC Jaka	5	91:29	18:17	14/27	52	7/13	54	7/14	50	6/6	100	1	8	9	6	3		11	5	17	41	8.2	
27	DIMEC Ziga	5	60:44	12:08	7/11	64	7/11	64			1/2	50	6	4	10	2	3	3	1	14	5	-13	15	3.0
30	DRAGIC Zoran	5	91:41	18:20	11/32	34	8/20	40	3/12	25	1/2	50	5	9	14	7	4	6	8	5	11	26	5.2	
31	CANCAR Vlatko	5	39:24	27:52	17/38	45	11/22	50	6/16	38	12/12	100	7	17	24	7	2	2	3	3	8	22	52	10.4
77	DONCIC Luka	5	61:54	32:22	49/91	54	37/50	74	12/41	29	23/33	70	1	37	38	34	23	9	3	9	35	40	133	26.6
Team / Coach																								
Totals					171/354	48	120/200	60	51/154	33	71/92	77	59	133	192	93	60	40	14	97	98	32.0	464	92.8
Opponents					155/332	47	99/191	52	56/141	40	66/86	77	49	131	180	97	74	31	11	102	95	-32.0	432	86.4

AVERAGES PER GAME

	SLO	Opponents
Points from Turnovers	89	68
Points in the Paints	214	170
Second Chance Points	54	53
Fast Break Points	81	60
Bench Points	153	187

	Opponents	SLO
Total Field Goals Made	31.0	34.2
2 Points Field Goals Made	19.8	24.0
3 Points Field Goals Made	11.2	10.2
Free Throws Made	13.2	14.2
Offensive Rebounds	9.8	11.8
Defensive Rebounds	26.2	26.6
Total Rebounds	36.0	38.4
Assists	19.4	18.6
Fouls	20.4	19.4
Turnovers	14.8	12.0
Steals	6.2	8.0
Blocked Shots	2.2	2.8
Points from Turnovers	13.6	17.8
Points in the Paints	34.0	42.8
Second Chance Points	10.6	10.8
Fast Break Points	12.0	16.2
Bench Points	37.4	30.6

Games	Phase	Score		Field Goals		2 Points		3 Points		Free Throws		Rebounds			AS	TO	ST	BS	PF	FD	
				M/A	%	M/A	%	M/A	%	M/A	%	OR	DR	TOT							
SLO-LTU	Group Phase	92-85	FOR	36/69	52.2	26/41	63.4	10/28	35.7	10/17	58.8	10	25	35	25	13	11	5	5	24	20
			AGN	32/65	49.2	24/46	52.2	8/19	42.1	13/20	65.0	11	26	37	14	16	6	3	20	24	
HUN-SLO	Group Phase	88-103	FOR	38/78	48.7	22/38	57.9	16/40	40.0	11/14	78.6	16	32	48	25	11	4	4	15	17	
			AGN	34/74	45.9	23/49	46.9	11/25	44.0	9/12	75.0	9	26	35	21	8	9	5	17	14	
SLO-BIH	Group Phase	93-97	FOR	37/81	45.7	27/49	55.1	10/32	31.3	9/12	75.0	19	19	38	22	12	10	1	21	18	
			AGN	33/71	46.5	18/41	43.9	15/30	50.0	16/17	94.1	18	27	45	19	19	7	2	19	21	
GER-SLO	Group Phase	80-88	FOR	30/65	46.2	23/38	60.5	7/27	25.9	21/26	80.8	9	32	41	10	10	6	2	21	21	
			AGN	24/61	39.3	12/24	50.0	12/37	32.4	20/25	80.0	6	27	33	17	13	3	0	22	21	
FRA-SLO	Group Phase	82-88	FOR	30/61	49.2	22/34	64.7	8/27	29.6	20/23	87.0	5	25	30	11	14	9	2	16	22	
			AGN	32/61	52.5	22/31	71.0	10/30	33.3	8/12	66.7	5	25	30	26	18	6	1	24	15	

GLOBAL PARTNERS



Cumulative statistics

SRB - Serbia  
After 4 games

No	Name	GP	MIN	MPG	Field Goals		2 Points		3 Points		Free Throws		Rebounds			AS	TO	ST	BS	PF	FD	+/-	PTS	PPG
					M/A	%	M/A	%	M/A	%	M/A	%	OR	DR	TOT									
7	DAVIDOVAC Dejan	3	49:52	16:37	3/10	30	2/5	40	1/5	20	2/4	50	1	6	7	1	1	1	4	3	16	9	3.0	
9	MARINKOVIC Vanja	2	38:26	19:13	10/16	63	2/3	67	8/13	62	1/2	50	2	2	1	1	2	2	1	49	29	14.5		
10	KALINIC Nikola	4	02:40	25:40	14/22	64	5/8	63	9/14	64	6/7	86	5	11	16	13	3	7	1	8	9	61	43	10.8
11	LUCIC Vladimir	4	92:42	23:10	12/31	39	11/23	48	1/8	13	6/6	100	3	6	9	3	2	4	2	4	6	54	31	7.8
14	RISTIC Dusan	4	36:35	09:08	7/13	54	6/12	50	1/1	100	2/4	50	6	4	10		1	1	3	3	-5	17	4.3	
15	JOKIC Nikola	4	03:37	25:54	32/49	65	29/40	73	3/9	33	12/14	86	13	29	42	21	7	8	2	10	21	68	79	19.8
16	NEDOVIC Nemanja	4	51:48	12:57	8/16	50	6/9	67	2/7	29	6/6	100	5	5	7	3	3		1	6	17	24	6.0	
21	JAGODIC-KURIDZA Marko	4	74:54	18:43	5/9	56	4/6	67	1/3	33	2/3	67	5	8	13	4	2	2		9	6	30	13	3.3
22	MICIC Vasilije	4	03:42	25:55	19/41	46	13/22	59	6/19	32	17/21	81		11	11	28	6	4		5	12	62	61	15.3
23	GUDURIC Marko	4	89:17	22:19	10/26	38	5/11	45	5/15	33	7/8	88	2	4	6	9	7	4	1	7	7	20	32	8.0
25	JARAMAZ Ognjen	4	56:27	14:06	10/26	38	3/9	33	7/17	41	5/6	83	3	3	6	5	4	2	1	9	4	18	32	8.0
33	MILUTINOV Nikola																							
Team / Coach					8 6 14 4																			
Totals					130/259	50	86/148	58	44/111	40	66/81	82	46	95	141	92	40	38	9	62	78	78.0	370	92.5
Opponents					108/241	45	64/129	50	44/112	39	32/38	84	36	87	123	76	67	15	7	81	60	-78.0	292	73.0

AVERAGES PER GAME

	SRB	Opponents
Points from Turnovers	77	54
Points in the Paints	162	92
Second Chance Points	40	33
Fast Break Points	65	38
Bench Points	107	137

	Opponents	SRB
Total Field Goals Made	27.0	32.5
2 Points Field Goals Made	16.0	21.5
3 Points Field Goals Made	11.0	11.0
Free Throws Made	8.0	16.5
Offensive Rebounds	9.0	11.5
Defensive Rebounds	21.8	23.8
Total Rebounds	30.8	35.3
Assists	19.0	23.0
Fouls	20.3	15.5
Turnovers	16.8	10.0
Steals	3.8	9.5
Blocked Shots	1.8	2.3
Points from Turnovers	13.5	19.3
Points in the Paints	23.0	40.5
Second Chance Points	8.3	10.0
Fast Break Points	9.5	16.3
Bench Points	34.3	26.8

Games	Phase	Score		Field Goals		2 Points		3 Points		Free Throws		Rebounds			AS	TO	ST	BS	PF	FD
				M/A	%	M/A	%	M/A	%	M/A	%	OR	DR	TOT						
SRB-NED	Group Phase	100-76	FOR	37/70	52.9	23/39	59.0	14/31	45.2	12/17	70.6	15	22	37	26	7	10	2	13	18
			AGN	30/59	50.8	17/34	50.0	13/25	52.0	3/6	50.0	8	19	27	16	16	2	1	18	11
CZE-SRB	Group Phase	68-81	FOR	27/64	42.2	19/37	51.4	8/27	29.6	19/23	82.6	10	24	34	19	5	8	2	16	22
			AGN	24/58	41.4	16/37	43.2	8/21	38.1	12/13	92.3	8	30	38	19	15	2	1	24	16
SRB-FIN	Group Phase	100-70	FOR	37/65	56.9	25/37	67.6	12/28	42.9	14/17	82.4	10	27	37	30	13	10	1	16	18
			AGN	26/63	41.3	17/30	56.7	9/33	27.3	9/10	90.0	9	19	28	21	19	6	1	18	16
ISR-SRB	Group Phase	78-89	FOR	29/60	48.3	19/35	54.3	10/25	40.0	21/24	87.5	11	22	33	17	15	10	4	17	20
			AGN	28/61	45.9	14/28	50.0	14/33	42.4	8/9	88.9	11	19	30	20	17	5	4	21	17

## Cumulative statistics

### TUR - Turkey After 5 games

No	Name	GP	MIN	MPG	Field Goals		2 Points		3 Points		Free Throws		Rebounds			AS	TO	ST	BS	PF	FD	+/-	PTS	PPG	
					M/A	%	M/A	%	M/A	%	M/A	%	OR	DR	TOT										
0	LARKIN Shane	5	72:02	34:24	12/36	33	4/11	36	8/25	32	14/17	82	3	15	18	35	11	7		5	21	42	46	9.2	
2	HAZER Sehmus	5	67:46	13:33	10/19	53	6/7	86	4/12	33	3/4	75	2	5	7	2	4	3		9	5	16	27	5.4	
3	SAYBIR Yigitcan	3	22:51	07:37	1/2	50	1/1	100	0/1	0	1/2	50	2	1	3				4	1	-12	3	1.0		
5	BITIM Onuralp	2	07:28	03:44	0/2	0			0/2	0			1	2	3	1		1		1	-7				
6	OSMAN Cedi	5	77:55	35:35	33/70	47	22/34	65	11/36	31	4/9	44	3	24	27	9	7	2		15	13	26	81	16.2	
10	MAHMUTOGLU Melih	5	91:14	18:14	11/27	41	3/5	60	8/22	36	4/4	100	6	6	3				6	1	7	34	6.8		
12	KABACA Sadik Emir	1	07:46	07:46	1/3	33	1/2	50	0/1	0	2/2	100	2	2					1	1	-4	4	4.0		
15	SANLI Sertac	5	28:10	25:38	12/26	46	9/16	56	3/10	30	9/9	100	8	23	31	9	3	3	1	13	10	16	36	7.2	
19	TUNCER Bugrahan	5	66:11	13:14	8/19	42	6/10	60	2/9	22	1/2	50	4	2	6	14	6		4		7	19	3.8		
22	KORKMAZ Furkan	4	15:32	28:53	18/43	42	12/24	50	6/19	32	3/4	75	1	12	13	7	4	5	1	6	5	27	45	11.3	
23	SENGUN Alperen	5	52:13	30:26	39/66	59	38/60	63	1/6	17	12/19	63	16	28	44	13	8	6	4	16	34	91	18.2		
24	OSMANI Ercan	5	40:52	08:10	7/12	58	5/6	83	2/6	33	1/2	50	4	3	7	1	5	2	3	11	1	-27	17	3.4	
Team / Coach													5 10 15			3									
Totals					152/325	47	107/176	61	45/149	30	54/74	73	49	133	182	94	51	28	10	93	93	25.0	403	80.6	
Opponents					147/344	43	110/188	58	37/156	24	47/63	75	62	127	189	87	57	28	7	99	85	-25.0	378	75.6	

### AVERAGES PER GAME

	TUR	Opponents
Points from Turnovers	32	20
Points in the Paints	188	192
Second Chance Points	35	40
Fast Break Points	44	36
Bench Points	135	132

	Opponents	TUR
Total Field Goals Made	29.4	30.4
2 Points Field Goals Made	22.0	21.4
3 Points Field Goals Made	7.4	9.0
Free Throws Made	9.4	10.8
Offensive Rebounds	12.4	9.8
Defensive Rebounds	25.4	26.6
Total Rebounds	37.8	36.4
Assists	17.4	18.8
Fouls	19.8	18.6
Turnovers	11.4	10.2
Steals	5.6	5.6
Blocked Shots	1.4	2.0
Points from Turnovers	4.0	6.4
Points in the Paints	38.4	37.6
Second Chance Points	8.0	7.0
Fast Break Points	7.2	8.8
Bench Points	26.4	27.0

Games	Phase	Score		Field Goals		2 Points		3 Points		Free Throws		Rebounds			AS	TO	ST	BS	PF	FD
				M/A	%	M/A	%	M/A	%	M/A	%	OR	DR	TOT						
TUR-MNE	Group Phase	72-68	FOR	28/61	45.9	18/32	56.3	10/29	34.5	6/8	75.0	8	22	30	14	12	6	3	15	17
			AGN	28/57	49.1	21/33	63.6	7/24	29.2	5/8	62.5	6	24	30	22	13	7	1	17	15
BUL-TUR	Group Phase	87-101	FOR	38/67	56.7	27/37	73.0	11/30	36.7	14/17	82.4	9	28	37	29	7	5	1	17	18
			AGN	32/73	43.8	22/35	62.9	10/38	26.3	13/16	81.3	15	20	35	23	8	2	1	18	16
TUR-GEO	Group Phase	83-88	FOR	30/79	38.0	23/46	50.0	7/33	21.2	16/22	72.7	14	31	45	19	11	5	2	23	18
			AGN	35/84	41.7	27/46	58.7	8/38	21.1	10/13	76.9	13	35	48	13	14	9	2	22	20
BEL-TUR	Group Phase	63-78	FOR	30/57	52.6	22/31	71.0	8/26	30.8	10/14	71.4	6	27	33	17	12	7	2	19	19
			AGN	22/59	37.3	15/28	53.6	7/31	22.6	12/15	80.0	9	22	31	14	14	6	0	19	18
TUR-ESP	Group Phase	69-72	FOR	26/61	42.6	17/30	56.7	9/31	29.0	8/13	61.5	12	25	37	15	9	5	2	19	21
			AGN	30/71	42.3	25/46	54.3	5/25	20.0	7/11	63.6	19	26	45	15	8	4	3	23	16

### GLOBAL PARTNERS



Cumulative statistics

UKR - Ukraine  
After 4 games

No	Name	GP	MIN	MPG	Field Goals		2 Points		3 Points		Free Throws		Rebounds			AS	TO	ST	BS	PF	FD	+/-	PTS	PPG	
					M/A	%	M/A	%	M/A	%	M/A	%	OR	DR	TOT										
5	TKACHENKO Ivan	4	97:41	24:25	15/26	58	11/12	92	4/14	29	1/1	100	4	10	14	4	7	2		9	2	1	35	8.8	
7	LUKASHOV Denys	3	36:44	12:14	3/9	33	2/4	50	1/5	20	1/1	100	2	5	7	10	3	1		5	1	7	8	2.7	
10	MYKHAILIUK Sviatoslav	4	09:56	27:29	27/60	45	16/33	48	11/27	41	11/13	85	3	14	17	10	6	9		4	10	20	76	19.0	
13	BOBROV Vyacheslav	4	62:00	15:30	5/9	56	3/4	75	2/5	40	2/3	67	1	13	14	3	2		3	9	3	22	14	3.5	
23	PUSTOVYI Artem	4	49:37	12:24	9/14	64	9/14	64			4/4	100	2	6	8	2	2	2	2	8	6	-8	22	5.5	
25	LEN Alex	4	85:20	21:20	12/25	48	9/18	50	3/7	43	6/10	60	6	23	29	2	6	2	4	9	9	-1	33	8.3	
30	SANON Issuf	4	67:25	16:51	18/39	46	13/21	62	5/18	28	8/12	67	1	3	4	7	8	3	1	8	13	1	49	12.3	
32	BLIZNYUK Bogdan	4	21:30	30:22	10/21	48	10/17	59	0/4	0	2/2	100	2	20	22	19	6	2	1	3	1	28	22	5.5	
44	SKAPINTSEV Dmytro	2	21:40	10:50	2/8	25	2/7	29	0/1	0			2	4	6				5		5	4	2.0		
45	ZOTOV Vitaliy	3	36:55	12:18	2/11	18	0/2	0	2/9	22	2/4	50				4	1	1		5	5	5	8	2.7	
52	HERUN Volodymyr	3	60:36	20:12	9/14	64	9/14	64			4/8	50	5	7	12	5	5	1	2	3	8	33	22	7.3	
55	SYDOROV Ilyia	4	50:36	12:39	13/22	59	8/11	73	5/11	45	3/3	100	1	1	2	8	3			9	4	-8	34	8.5	
Team / Coach													8	8	16										
Totals					125/258	48	92/157	59	33/101	33	44/61	72	37	114	151	74	53	24	13	77	62	21.0	327	81.8	
Opponents					107/260	41	74/164	45	33/96	34	59/80	74	40	99	139	76	48	30	7	63	77	-21.0	306	76.5	

AVERAGES PER GAME

	UKR	Opponents
Points from Turnovers	59	49
Points in the Paints	166	118
Second Chance Points	33	29
Fast Break Points	60	39
Bench Points	158	94

	Opponents	UKR
Total Field Goals Made	26.8	31.3
2 Points Field Goals Made	18.5	23.0
3 Points Field Goals Made	8.3	8.3
Free Throws Made	14.8	11.0
Offensive Rebounds	10.0	9.3
Defensive Rebounds	24.8	28.5
Total Rebounds	34.8	37.8
Assists	19.0	18.5
Fouls	15.8	19.3
Turnovers	12.0	13.3
Steals	7.5	6.0
Blocked Shots	1.8	3.3
Points from Turnovers	12.3	14.8
Points in the Paints	29.5	41.5
Second Chance Points	7.3	8.3
Fast Break Points	9.8	15.0
Bench Points	23.5	39.5

Games	Phase	Score		Field Goals		2 Points		3 Points		Free Throws		Rebounds			AS	TO	ST	BS	PF	FD
				M/A	%	M/A	%	M/A	%	M/A	%	OR	DR	TOT						
UKR-GBR	Group Phase	90-61	FOR	33/74	44.6	21/40	52.5	12/34	35.3	12/16	75.0	13	30	43	22	9	10	5	16	16
			AGN	22/66	33.3	13/44	29.5	9/22	40.9	8/14	57.1	14	29	43	15	20	5	2	15	16
EST-UKR	Group Phase	73-74	FOR	28/55	50.9	23/33	69.7	5/22	22.7	13/20	65.0	6	31	37	19	15	6	4	20	15
			AGN	23/64	35.9	15/38	39.5	8/26	30.8	19/22	86.4	8	22	30	19	8	6	3	15	21
UKR-ITA	Group Phase	84-73	FOR	32/58	55.2	25/41	61.0	7/17	41.2	13/19	68.4	9	32	41	18	17	6	2	19	17
			AGN	28/71	39.4	19/43	44.2	9/28	32.1	8/14	57.1	12	20	32	17	10	11	1	18	18
GRE-UKR	Group Phase	99-79	FOR	32/71	45.1	23/43	53.5	9/28	32.1	6/6	100.0	9	21	30	15	12	2	2	22	14
			AGN	34/59	57.6	27/39	69.2	7/20	35.0	24/30	80.0	6	28	34	25	10	8	1	15	22

GLOBAL PARTNERS

