

Shot Chart

FRA 82 vs 88 SLO

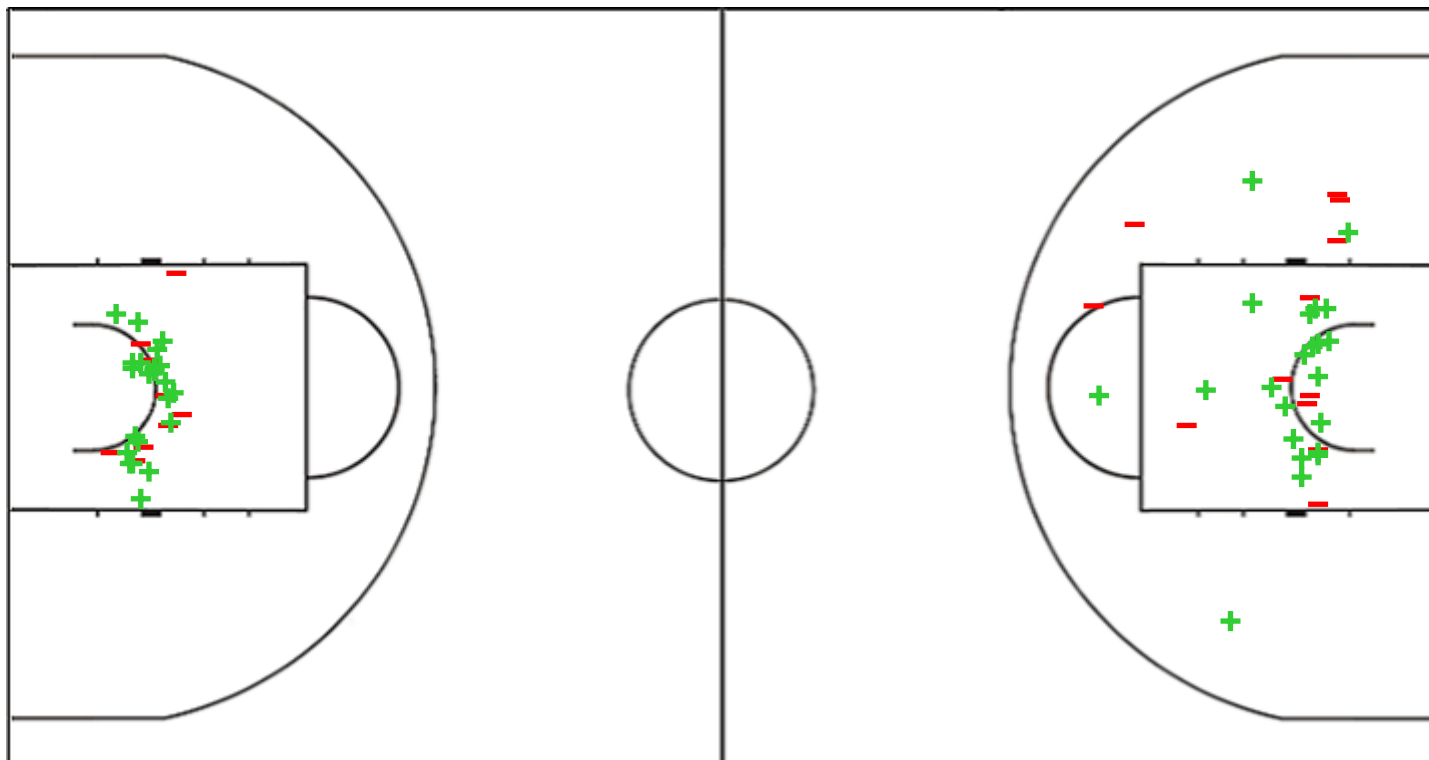
(19-20, 21-24, 24-20, 18-24)

Scoring by 5 min intervals:

	Q1		Q2		Q3		Q4	
FRA	14	19	32	40	50	64	72	82
SLO	3	20	31	44	56	64	80	88

FRA - France

SLO - Slovenia



FRA	M / A	%
Fied Goals	32 / 61	52
2 Points	22 / 31	71
3 Points	10 / 30	33
Free Throws	8 / 12	67

%	M / A	SLO
49	30 / 61	Fied Goals
65	22 / 34	2 Points
30	8 / 27	3 Points
87	20 / 23	Free Throws

GLOBAL PARTNERS



Shot Chart

FRA 82 vs 88 SLO

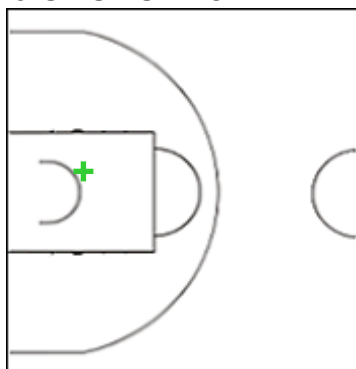
(19-20, 21-24, 24-20, 18-24)

Scoring by 5 min intervals:

	Q1		Q2		Q3		Q4	
FRA	14	19	32	40	50	64	72	82
SLO	3	20	31	44	56	64	80	88

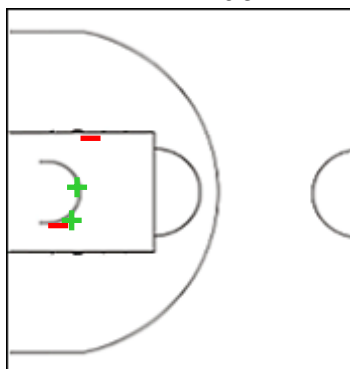
FRA - France

0 OKOBO Elie



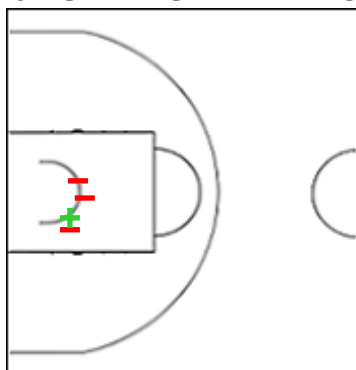
	M / A	%
Fied Goals	4 / 7	57
2 Points	1 / 1	100
3 Points	3 / 6	50
Free Throws	0 / 0	0

2 M'BAYE Amath



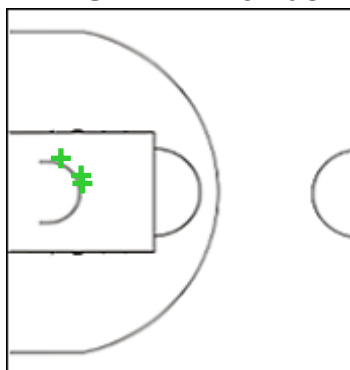
	M / A	%
Fied Goals	5 / 11	45
2 Points	2 / 4	50
3 Points	3 / 7	43
Free Throws	0 / 0	0

3 LUWAWU-CABARROT



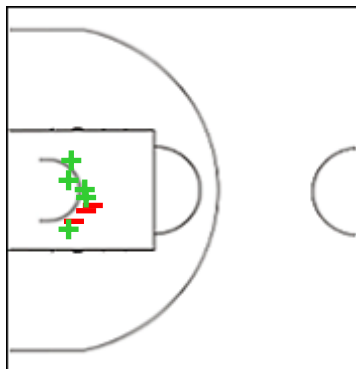
	M / A	%
Fied Goals	1 / 6	17
2 Points	1 / 4	25
3 Points	0 / 2	0
Free Throws	0 / 0	0

4 HEURTEL Thomas



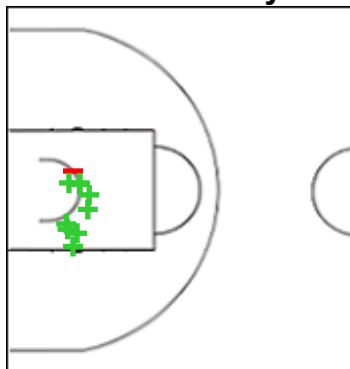
	M / A	%
Fied Goals	4 / 7	57
2 Points	3 / 3	100
3 Points	1 / 4	25
Free Throws	1 / 1	100

10 FOURNIER Evan



	M / A	%
Fied Goals	6 / 14	43
2 Points	5 / 8	63
3 Points	1 / 6	17
Free Throws	2 / 3	67

27 GOBERT Rudy



	M / A	%
Fied Goals	9 / 10	90
2 Points	9 / 10	90
3 Points	0 / 0	0
Free Throws	1 / 4	25

Shot Chart

FRA 82 vs 88 SLO

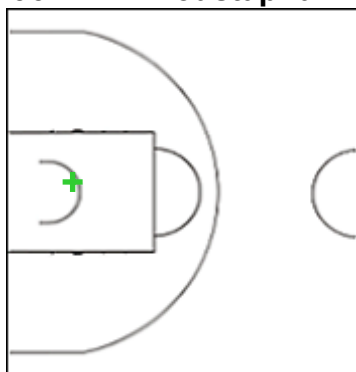
(19-20, 21-24, 24-20, 18-24)

Scoring by 5 min intervals:

	Q1		Q2		Q3		Q4	
FRA	14	19	32	40	50	64	72	82
SLO	3	20	31	44	56	64	80	88

FRA - France

93 FALL Moustapha



	M / A	%
Fied Goals	1 / 1	100
2 Points	1 / 1	100
3 Points	0 / 0	0
Free Throws	0 / 0	0

GLOBAL PARTNERS



Shot Chart

FRA 82 vs 88 SLO

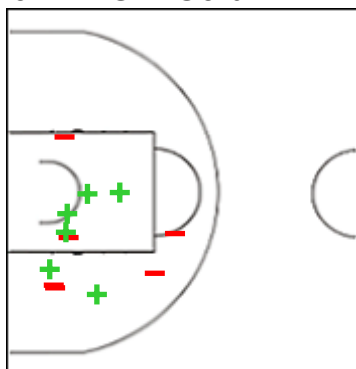
(19-20, 21-24, 24-20, 18-24)

Scoring by 5 min intervals:

	Q1		Q2		Q3		Q4	
FRA	14	19	32	40	50	64	72	82
SLO	3	20	31	44	56	64	80	88

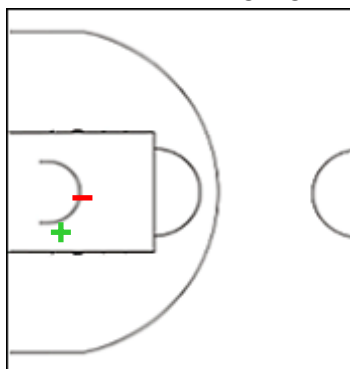
SLO - Slovenia

3 DRAGIC Goran



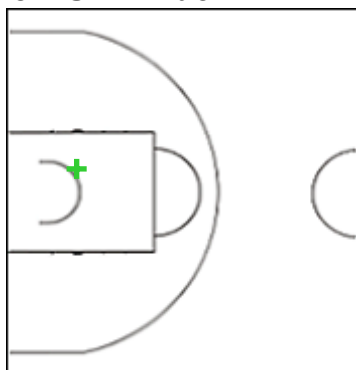
	M / A	%
Fied Goals	6 / 13	46
2 Points	6 / 12	50
3 Points	0 / 1	0
Free Throws	2 / 2	100

7 PREPELIC Klemen



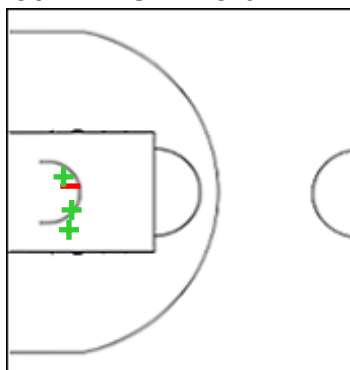
	M / A	%
Fied Goals	1 / 5	20
2 Points	1 / 2	50
3 Points	0 / 3	0
Free Throws	0 / 0	0

8 MURIC Edo



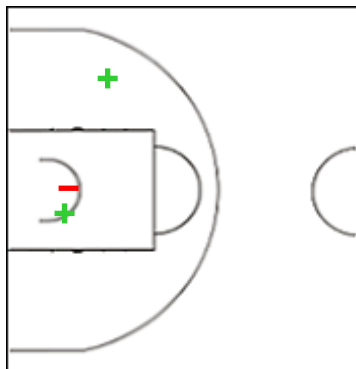
	M / A	%
Fied Goals	3 / 8	38
2 Points	1 / 1	100
3 Points	2 / 7	29
Free Throws	1 / 3	33

30 DRAGIC Zoran



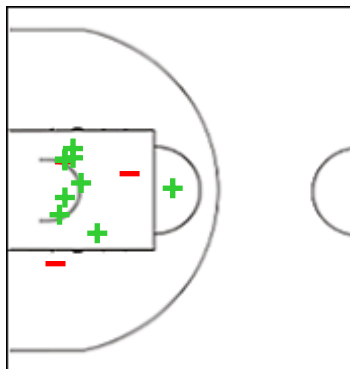
	M / A	%
Fied Goals	3 / 5	60
2 Points	3 / 4	75
3 Points	0 / 1	0
Free Throws	0 / 0	0

31 CANCAR Vlatko



	M / A	%
Fied Goals	2 / 5	40
2 Points	2 / 3	67
3 Points	0 / 2	0
Free Throws	2 / 2	100

77 DONCIC Luka



	M / A	%
Fied Goals	15 / 23	65
2 Points	9 / 12	75
3 Points	6 / 11	55
Free Throws	11 / 12	92

Shot Chart

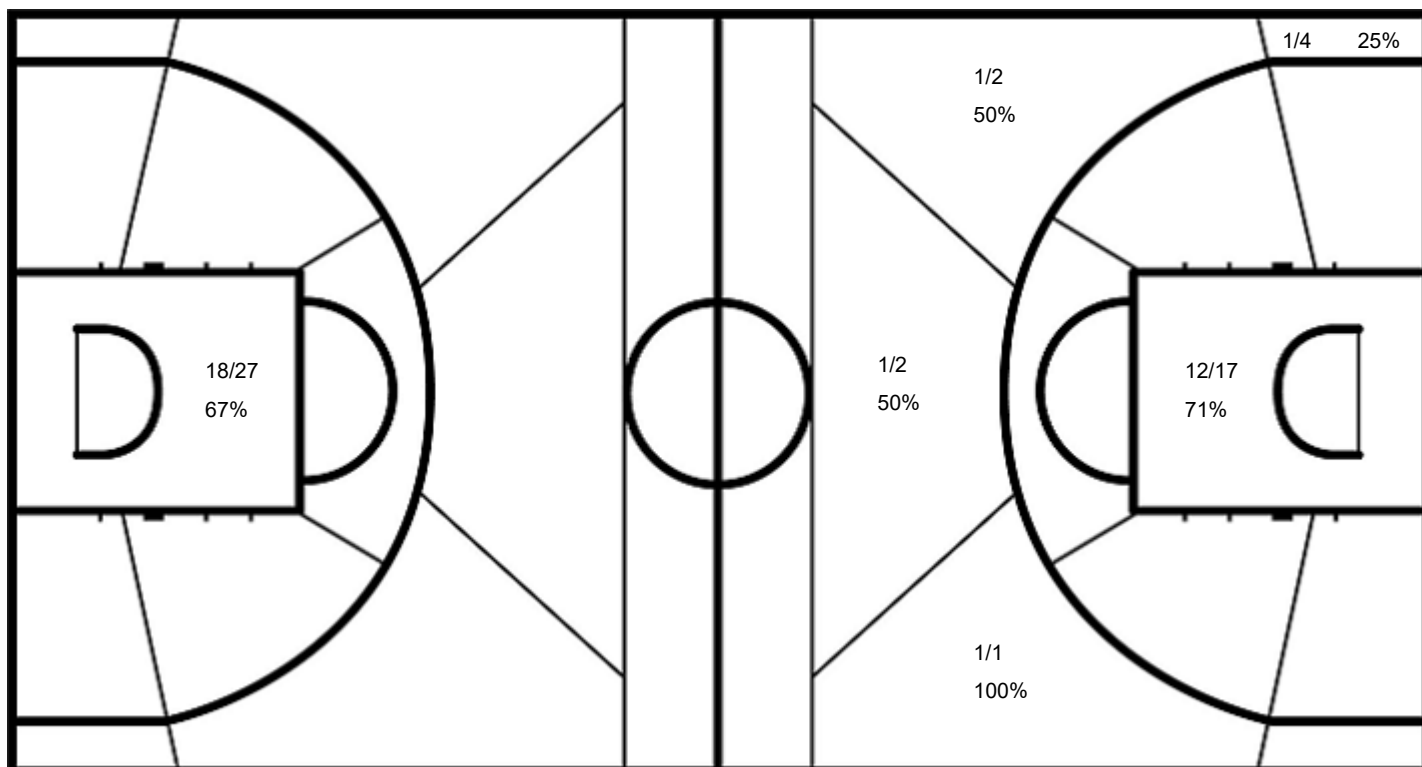
FRA 82 vs 88 SLO (19-20, 21-24, 24-20, 18-24)

Scoring by 5 min intervals:

	Q1		Q2		Q3		Q4	
FRA	14	19	32	40	50	64	72	82
SLO	3	20	31	44	56	64	80	88

FRA - France

SLO - Slovenia



	M / A	%
Fied Goals	32 / 61	52
2 Points	22 / 31	71
3 Points	10 / 30	33
Free Throws	8 / 12	67

%	M / A	
49	30 / 61	Fied Goals
65	22 / 34	2 Points
30	8 / 27	3 Points
87	20 / 23	Free Throws

GLOBAL PARTNERS

