

## Shot Chart

### LTU 87 vs 70 BIH

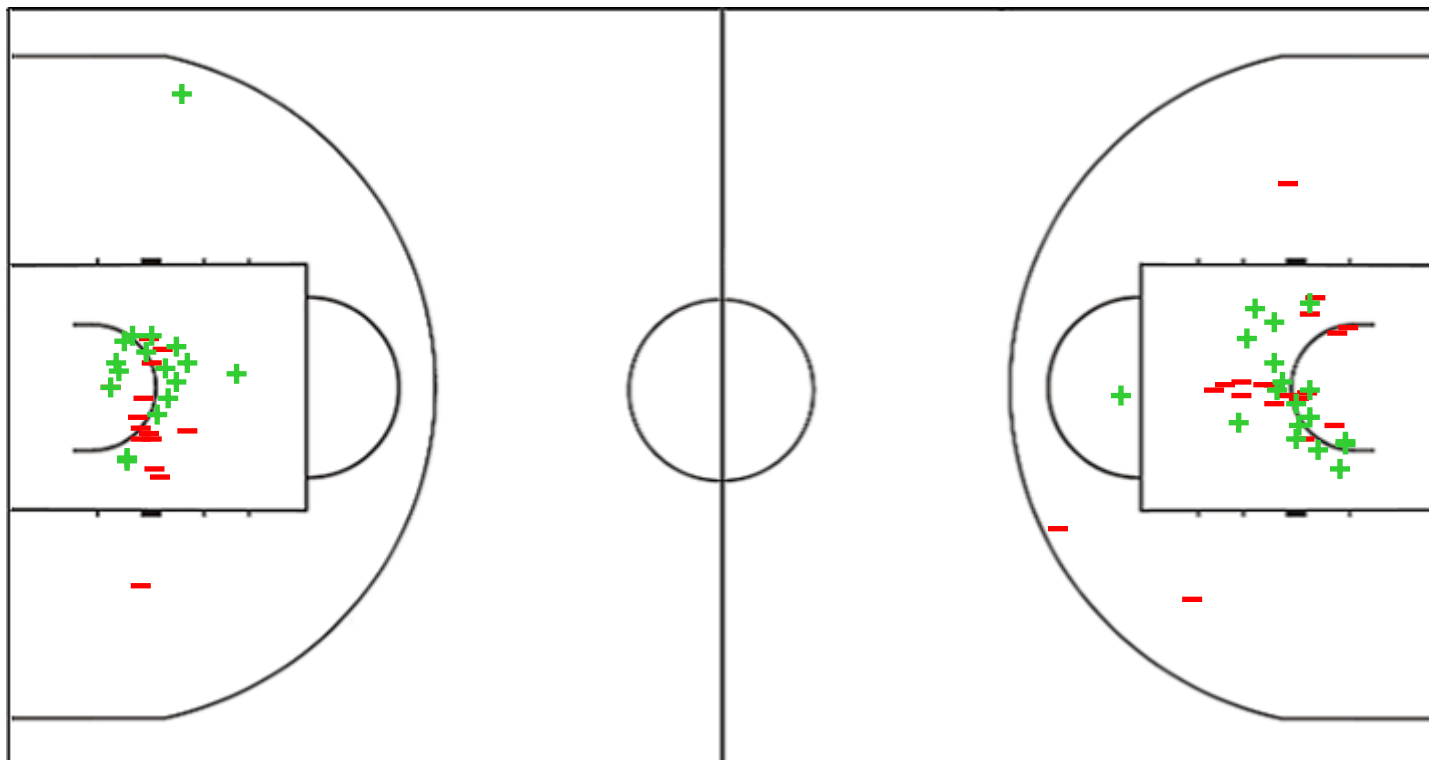
(28-28, 28-14, 19-17, 12-11)

Scoring by 5 min intervals:

	Q1		Q2		Q3		Q4	
LTU	17	28	40	56	69	75	77	87
BIH	11	28	36	42	47	59	65	70

LTU - Lithuania


BIH - Bosnia and Herzegovina



LTU	M / A	%
Fied Goals	28 / 57	49
2 Points	17 / 31	55
3 Points	11 / 26	42
Free Throws	20 / 23	87

%	M / A	BIH
40	25 / 62	Fied Goals
47	18 / 38	2 Points
29	7 / 24	3 Points
72	13 / 18	Free Throws

GLOBAL PARTNERS



## Shot Chart

### LTU 87 vs 70 BIH

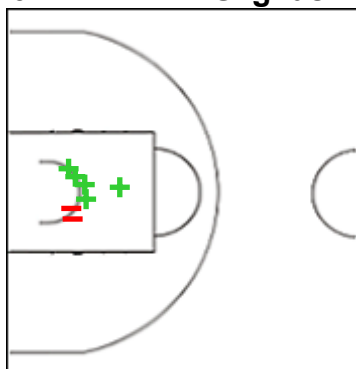
(28-28, 28-14, 19-17, 12-11)

Scoring by 5 min intervals:

	Q1		Q2		Q3		Q4	
LTU	17	28	40	56	69	75	77	87
BIH	11	28	36	42	47	59	65	70

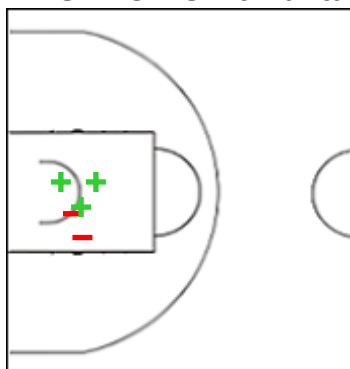
### LTU - Lithuania

#### 9 BRAZDEIKIS Ignas



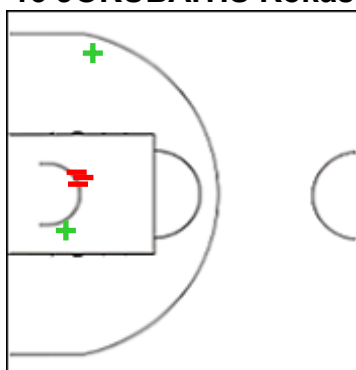
	M / A	%
Fied Goals	6 / 12	50
2 Points	5 / 7	71
3 Points	1 / 5	20
Free Throws	0 / 0	0

#### 11 SABONIS Domantas



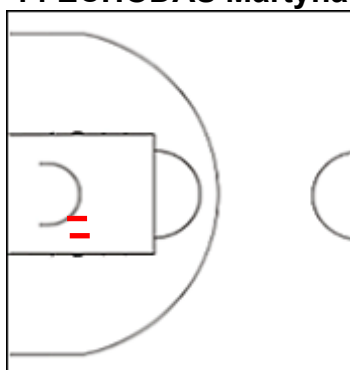
	M / A	%
Fied Goals	3 / 8	38
2 Points	3 / 5	60
3 Points	0 / 3	0
Free Throws	6 / 8	75

#### 13 JOKUBAITIS Rokas



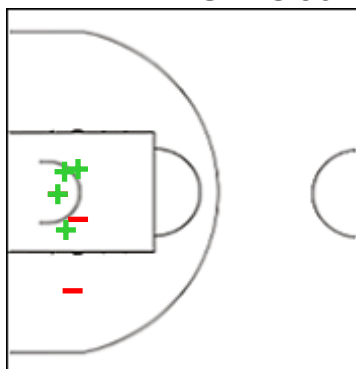
	M / A	%
Fied Goals	3 / 8	38
2 Points	2 / 5	40
3 Points	1 / 3	33
Free Throws	2 / 2	100

#### 14 ECHODAS Martynas



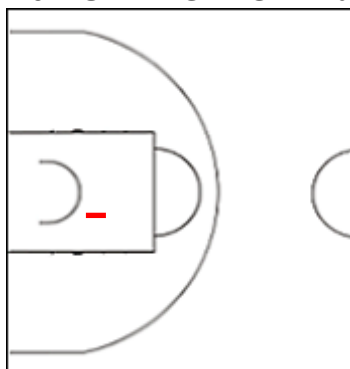
	M / A	%
Fied Goals	0 / 2	0
2 Points	0 / 2	0
3 Points	0 / 0	0
Free Throws	0 / 0	0

#### 17 VALANCIUNAS Jonas



	M / A	%
Fied Goals	4 / 7	57
2 Points	4 / 7	57
3 Points	0 / 0	0
Free Throws	5 / 6	83

#### 19 KUZMINSKAS Mindaugas



	M / A	%
Fied Goals	1 / 2	50
2 Points	0 / 1	0
3 Points	1 / 1	100
Free Throws	2 / 2	100

## Shot Chart

### LTU 87 vs 70 BIH

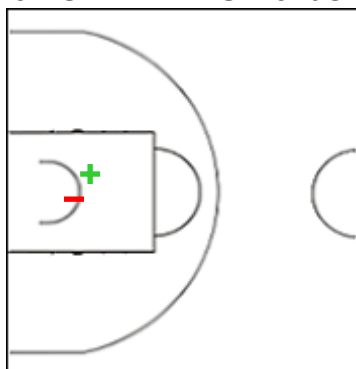
(28-28, 28-14, 19-17, 12-11)

Scoring by 5 min intervals:

	Q1		Q2		Q3		Q4	
<b>LTU</b>	17	28	40	56	69	75	77	87
<b>BIH</b>	11	28	36	42	47	59	65	70

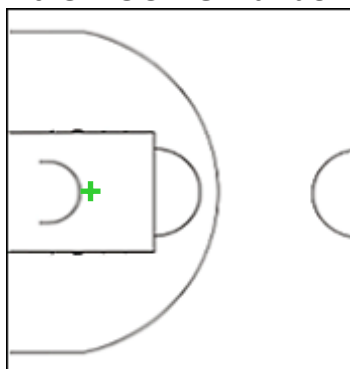
### LTU - Lithuania

#### 31 GIEDRAITIS Rokas



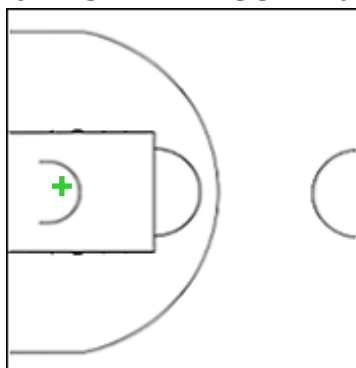
	M / A	%
Fied Goals	2 / 3	67
2 Points	1 / 2	50
3 Points	1 / 1	100
Free Throws	0 / 0	0

#### 40 GRIGONIS Marius



	M / A	%
Fied Goals	5 / 7	71
2 Points	1 / 1	100
3 Points	4 / 6	67
Free Throws	2 / 2	100

#### 51 BUTKEVICIUS Arnas



	M / A	%
Fied Goals	4 / 7	57
2 Points	1 / 1	100
3 Points	3 / 6	50
Free Throws	2 / 2	100

#### GLOBAL PARTNERS



Shot Chart

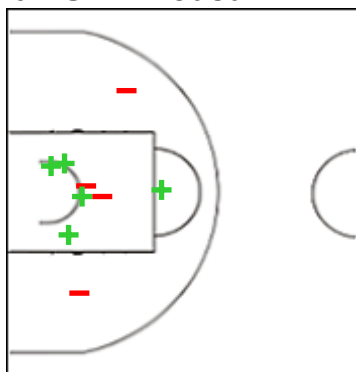
LTU 87 vs 70 BIH  
(28-28, 28-14, 19-17, 12-11)

Scoring by 5 min intervals:

	Q1		Q2		Q3		Q4	
LTU	17	28	40	56	69	75	77	87
BIH	11	28	36	42	47	59	65	70

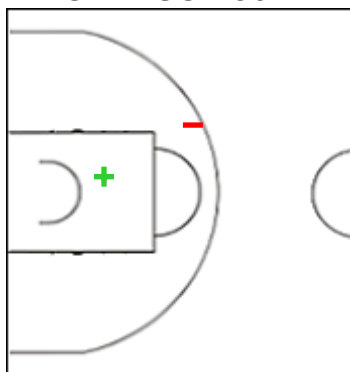
BIH - Bosnia and Herzegovina

0 NURKIC Jusuf



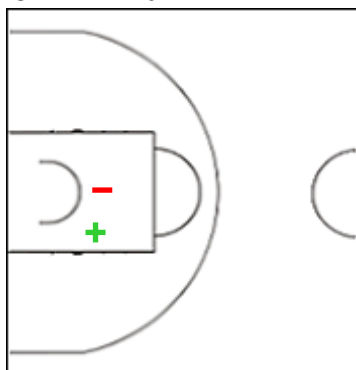
	M / A	%
Fied Goals	6 / 14	43
2 Points	5 / 9	56
3 Points	1 / 5	20
Free Throws	2 / 4	50

2 ROBERSON John



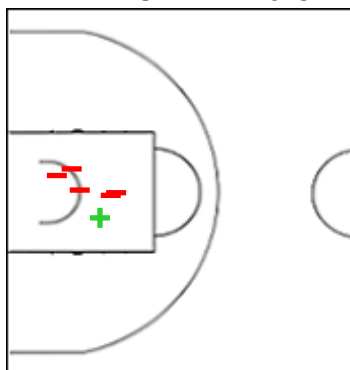
	M / A	%
Fied Goals	3 / 10	30
2 Points	1 / 2	50
3 Points	2 / 8	25
Free Throws	0 / 0	0

5 ATIC Edin



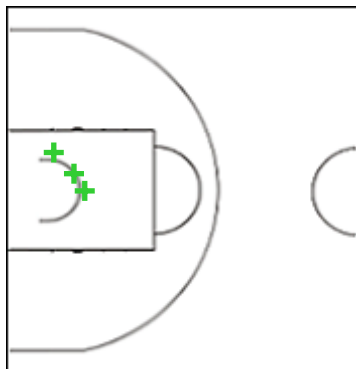
	M / A	%
Fied Goals	2 / 5	40
2 Points	1 / 2	50
3 Points	1 / 3	33
Free Throws	0 / 0	0

7 HALILOVIC Miralem



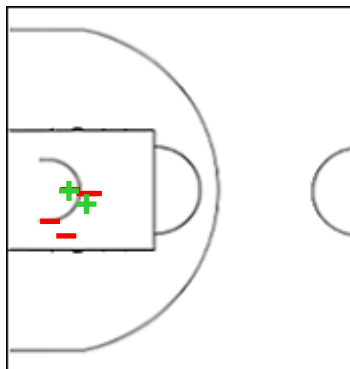
	M / A	%
Fied Goals	1 / 6	17
2 Points	1 / 6	17
3 Points	0 / 0	0
Free Throws	2 / 2	100

9 GEGIC Amar



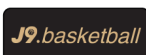
	M / A	%
Fied Goals	3 / 4	75
2 Points	3 / 3	100
3 Points	0 / 1	0
Free Throws	1 / 3	33

11 KAMENJAS Kenan



	M / A	%
Fied Goals	2 / 10	20
2 Points	2 / 7	29
3 Points	0 / 3	0
Free Throws	0 / 0	0

GLOBAL PARTNERS



## Shot Chart

### LTU 87 vs 70 BIH

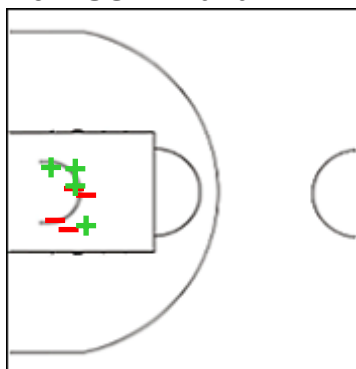
(28-28, 28-14, 19-17, 12-11)

Scoring by 5 min intervals:

	Q1		Q2		Q3		Q4	
LTU	17	28	40	56	69	75	77	87
BIH	11	28	36	42	47	59	65	70

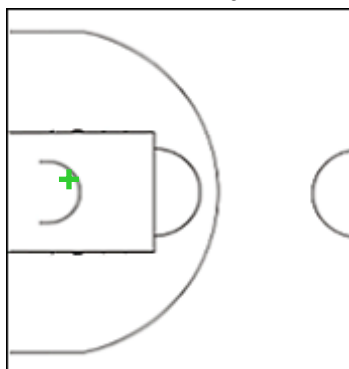
### BIH - Bosnia and Herzegovina

#### 13 MUSA Dzanan



	M / A	%
Fied Goals	6 / 11	55
2 Points	4 / 8	50
3 Points	2 / 3	67
Free Throws	8 / 9	89

#### 27 VRABAC Adin



	M / A	%
Fied Goals	2 / 2	100
2 Points	1 / 1	100
3 Points	1 / 1	100
Free Throws	0 / 0	0

#### GLOBAL PARTNERS



## Shot Chart

### LTU 87 vs 70 BIH

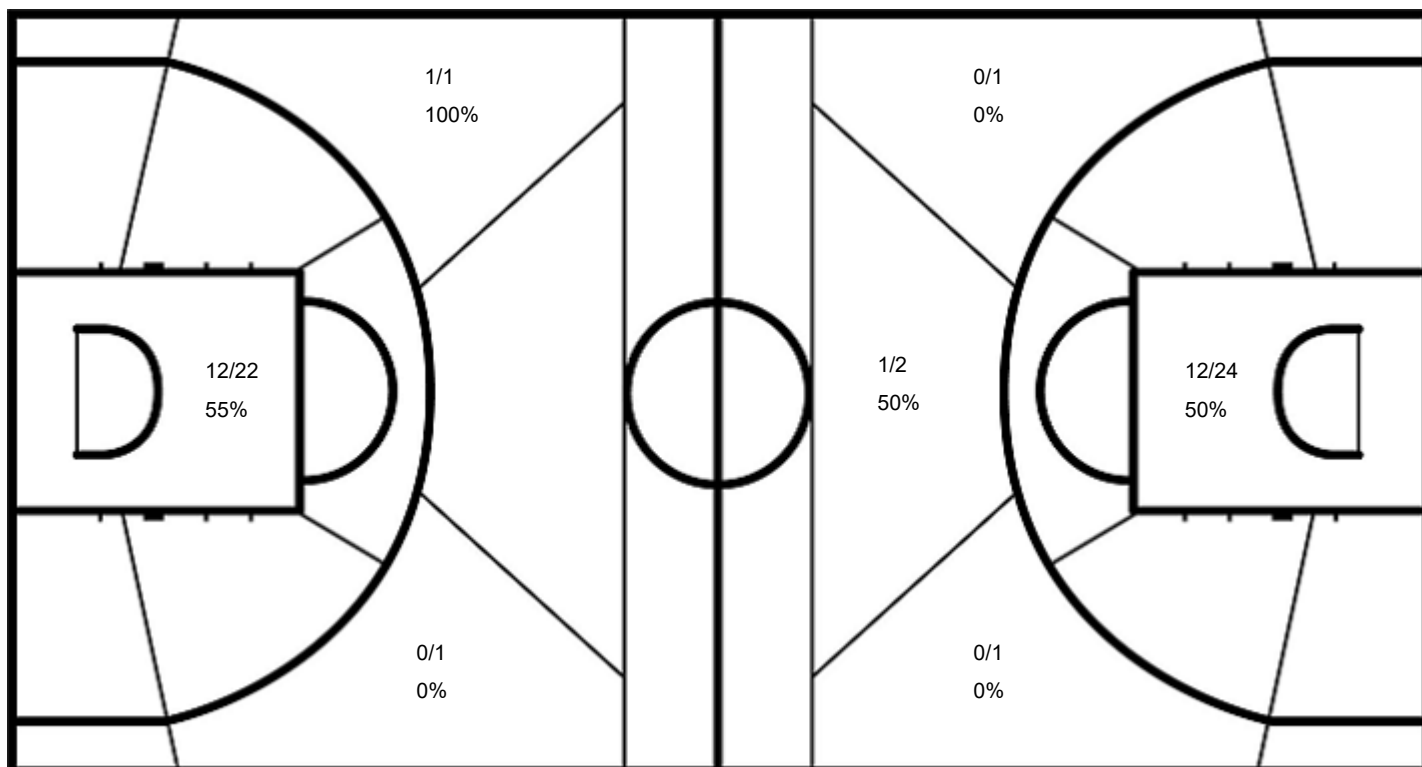
(28-28, 28-14, 19-17, 12-11)

Scoring by 5 min intervals:

	Q1		Q2		Q3		Q4	
LTU	17	28	40	56	69	75	77	87
BIH	11	28	36	42	47	59	65	70

#### LTU - Lithuania

#### BIH - Bosnia and Herzegovina



	M / A	%
Fied Goals	28 / 57	49
2 Points	17 / 31	55
3 Points	11 / 26	42
Free Throws	20 / 23	87

%	M / A	
40	25 / 62	Fied Goals
47	18 / 38	2 Points
29	7 / 24	3 Points
72	13 / 18	Free Throws

#### GLOBAL PARTNERS

