

## Shot Chart

### EST 69 vs 90 GRE

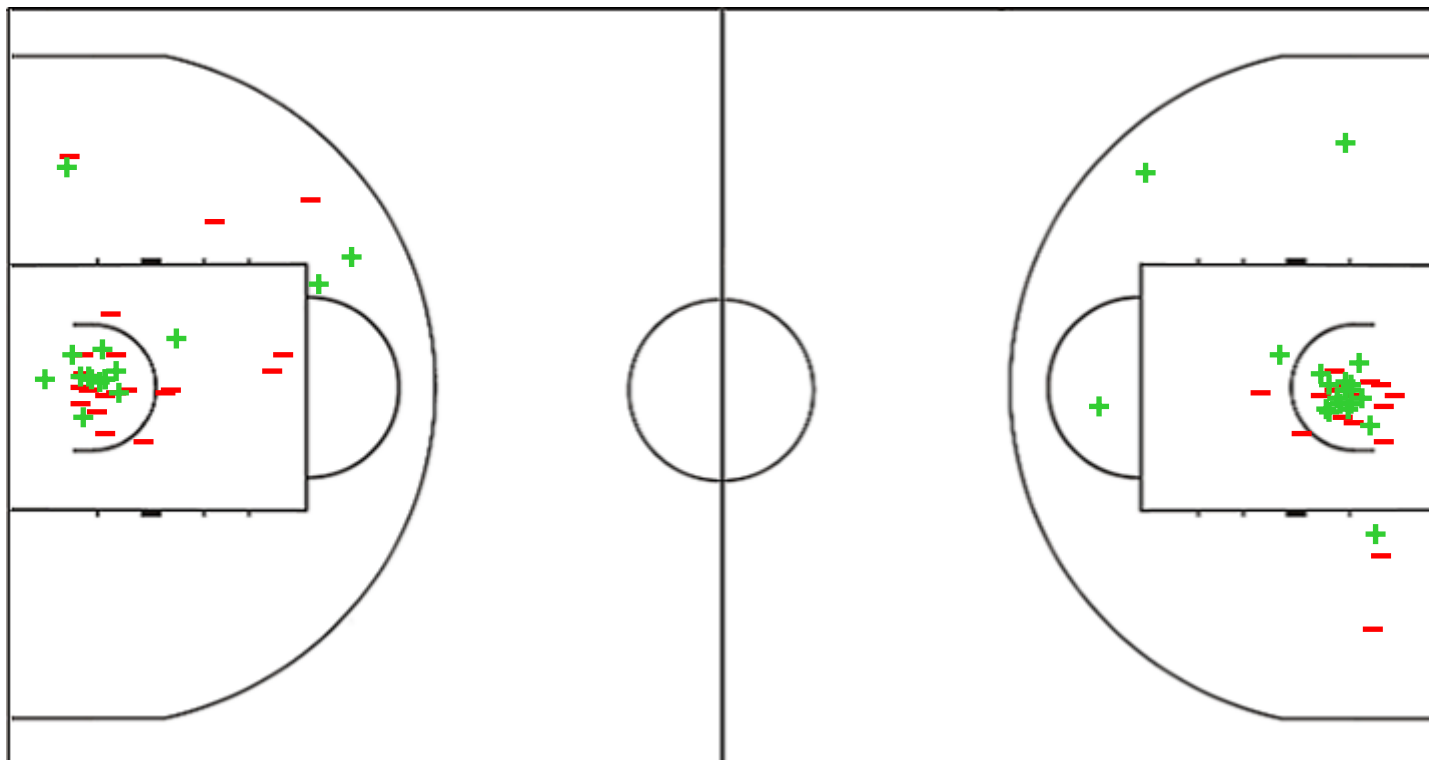
(21-27, 15-24, 13-26, 20-13)

Scoring by 5 min intervals:

	Q1		Q2		Q3		Q4	
EST	4	21	28	36	43	49	59	69
GRE	12	27	35	51	60	77	84	90

EST - Estonia

GRE - Greece



EST	M / A	%
Fied Goals	25 / 65	38
2 Points	16 / 38	42
3 Points	9 / 27	33
Free Throws	10 / 11	91

%	M / A	GRE
50	30 / 60	Fied Goals
56	20 / 36	2 Points
42	10 / 24	3 Points
74	20 / 27	Free Throws

GLOBAL PARTNERS



**Shot Chart**

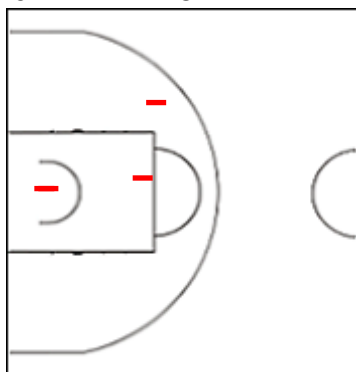
**EST 69 vs 90 GRE**  
(21-27, 15-24, 13-26, 20-13)

Scoring by 5 min intervals:

	Q1		Q2		Q3		Q4	
<b>EST</b>	4	21	28	36	43	49	59	69
<b>GRE</b>	12	27	35	51	60	77	84	90

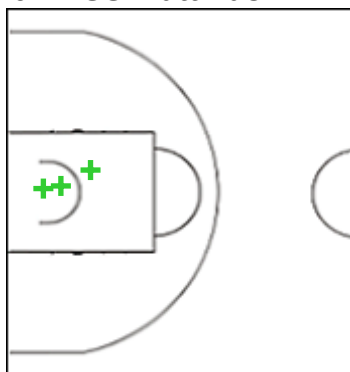
**EST - Estonia**

**0 DRELL Henri**



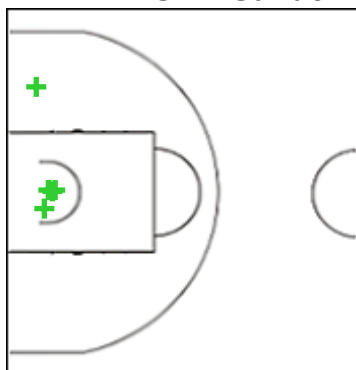
	M / A	%
Fied Goals	0 / 7	0
2 Points	0 / 4	0
3 Points	0 / 3	0
Free Throws	0 / 0	0

**9 TASS Matthias**



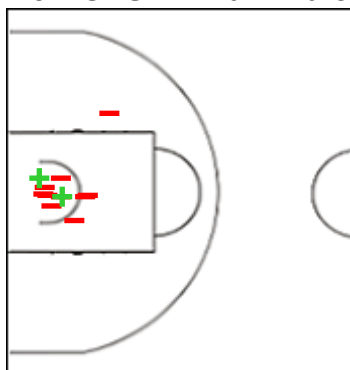
	M / A	%
Fied Goals	3 / 3	100
2 Points	3 / 3	100
3 Points	0 / 0	0
Free Throws	0 / 0	0

**11 VENE Siim-Sander**



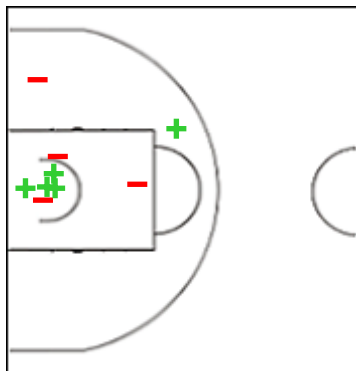
	M / A	%
Fied Goals	8 / 10	80
2 Points	5 / 5	100
3 Points	3 / 5	60
Free Throws	0 / 0	0

**15 KOTSAR Maik-Kalev**



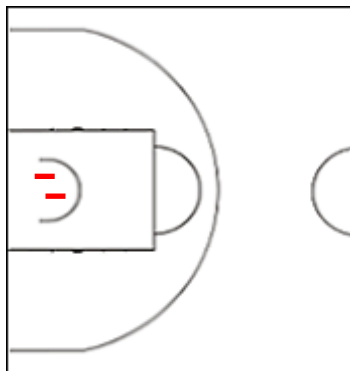
	M / A	%
Fied Goals	2 / 12	17
2 Points	2 / 12	17
3 Points	0 / 0	0
Free Throws	2 / 3	67

**21 JOESAAR Janari**



	M / A	%
Fied Goals	5 / 12	42
2 Points	5 / 9	56
3 Points	0 / 3	0
Free Throws	2 / 2	100

**22 DORBEK Martin**



	M / A	%
Fied Goals	0 / 2	0
2 Points	0 / 2	0
3 Points	0 / 0	0
Free Throws	2 / 2	100

**GLOBAL PARTNERS**



## Shot Chart

### EST 69 vs 90 GRE

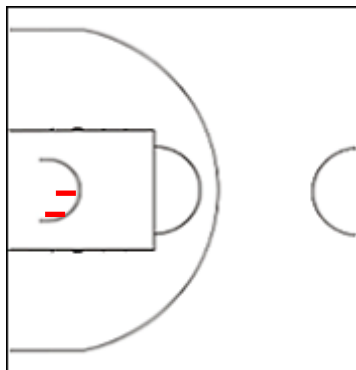
(21-27, 15-24, 13-26, 20-13)

Scoring by 5 min intervals:

	Q1		Q2		Q3		Q4	
<b>EST</b>	4	21	28	36	43	49	59	69
<b>GRE</b>	12	27	35	51	60	77	84	90

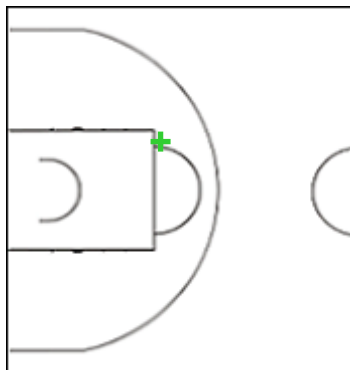
### EST - Estonia

#### 44 KRIISA Kerr



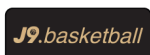
	M / A	%
Fied Goals	4 / 9	44
2 Points	0 / 2	0
3 Points	4 / 7	57
Free Throws	0 / 0	0

#### 77 KULLAMAE Kristian



	M / A	%
Fied Goals	1 / 6	17
2 Points	1 / 1	100
3 Points	0 / 5	0
Free Throws	0 / 0	0

#### GLOBAL PARTNERS



## Shot Chart

### EST 69 vs 90 GRE

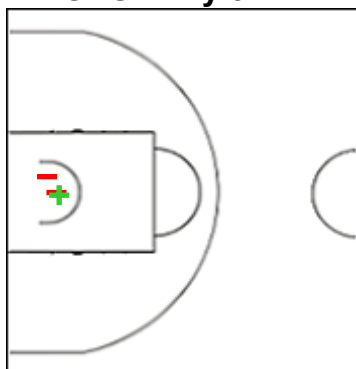
(21-27, 15-24, 13-26, 20-13)

Scoring by 5 min intervals:

	Q1		Q2		Q3		Q4	
EST	4	21	28	36	43	49	59	69
GRE	12	27	35	51	60	77	84	90

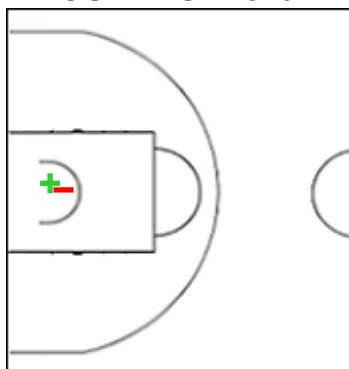
### GRE - Greece

#### 2 DORSEY Tyler



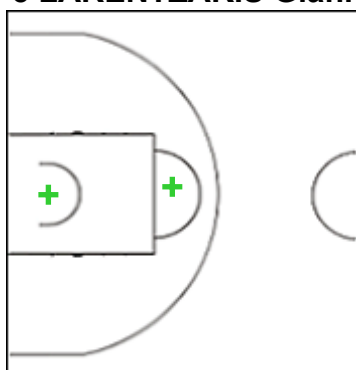
	M / A	%
Fied Goals	2 / 7	29
2 Points	1 / 3	33
3 Points	1 / 4	25
Free Throws	3 / 5	60

#### 4 LOUNTZIS Michail



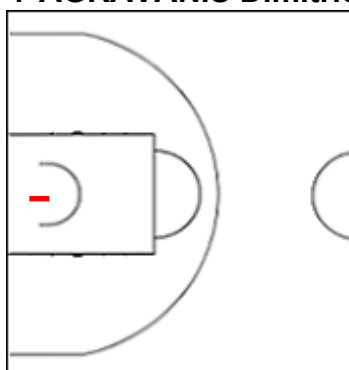
	M / A	%
Fied Goals	2 / 6	33
2 Points	1 / 2	50
3 Points	1 / 4	25
Free Throws	3 / 4	75

#### 5 LARENTZAKIS Giannoulis



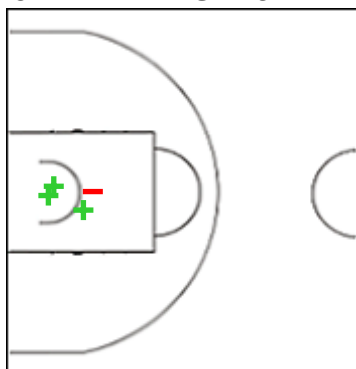
	M / A	%
Fied Goals	2 / 4	50
2 Points	2 / 2	100
3 Points	0 / 2	0
Free Throws	1 / 2	50

#### 7 AGRAVANIS Dimitrios



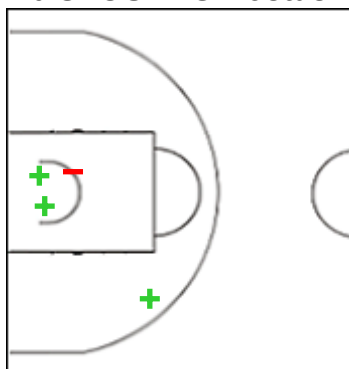
	M / A	%
Fied Goals	1 / 4	25
2 Points	0 / 1	0
3 Points	1 / 3	33
Free Throws	0 / 0	0

#### 8 CALATHES Nick



	M / A	%
Fied Goals	4 / 6	67
2 Points	3 / 4	75
3 Points	1 / 2	50
Free Throws	0 / 0	0

#### 10 SLOUKAS Kostas



	M / A	%
Fied Goals	4 / 6	67
2 Points	3 / 4	75
3 Points	1 / 2	50
Free Throws	2 / 3	67

## Shot Chart

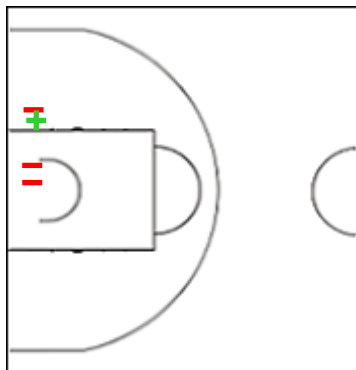
### EST 69 vs 90 GRE (21-27, 15-24, 13-26, 20-13)

Scoring by 5 min intervals:

	Q1		Q2		Q3		Q4	
EST	4	21	28	36	43	49	59	69
GRE	12	27	35	51	60	77	84	90

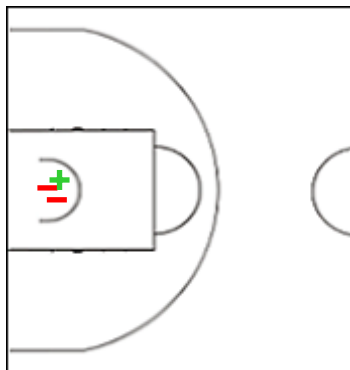
### GRE - Greece

#### 14 PAPAGIANNIS Georgios



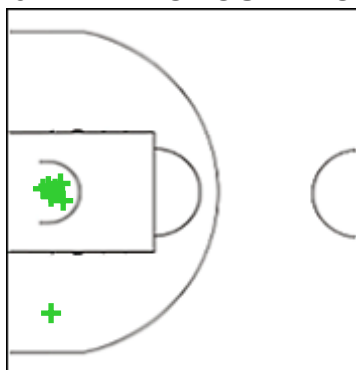
	M / A	%
Fied Goals	1 / 4	25
2 Points	1 / 4	25
3 Points	0 / 0	0
Free Throws	0 / 0	0

#### 19 PAPAPETROU Ioannis



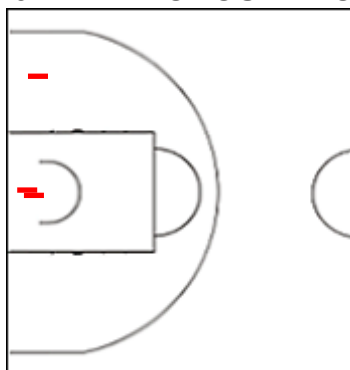
	M / A	%
Fied Goals	2 / 4	50
2 Points	1 / 3	33
3 Points	1 / 1	100
Free Throws	3 / 4	75

#### 34 ANTETOKOUNMPO Giannis



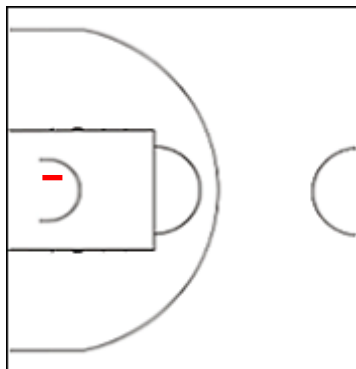
	M / A	%
Fied Goals	9 / 10	90
2 Points	8 / 9	89
3 Points	1 / 1	100
Free Throws	6 / 7	86

#### 37 ANTETOKOUNMPO Kostas



	M / A	%
Fied Goals	0 / 3	0
2 Points	0 / 3	0
3 Points	0 / 0	0
Free Throws	0 / 0	0

#### 43 ANTETOKOUNMPO



	M / A	%
Fied Goals	1 / 3	33
2 Points	0 / 1	0
3 Points	1 / 2	50
Free Throws	0 / 0	0

### GLOBAL PARTNERS



## Shot Chart

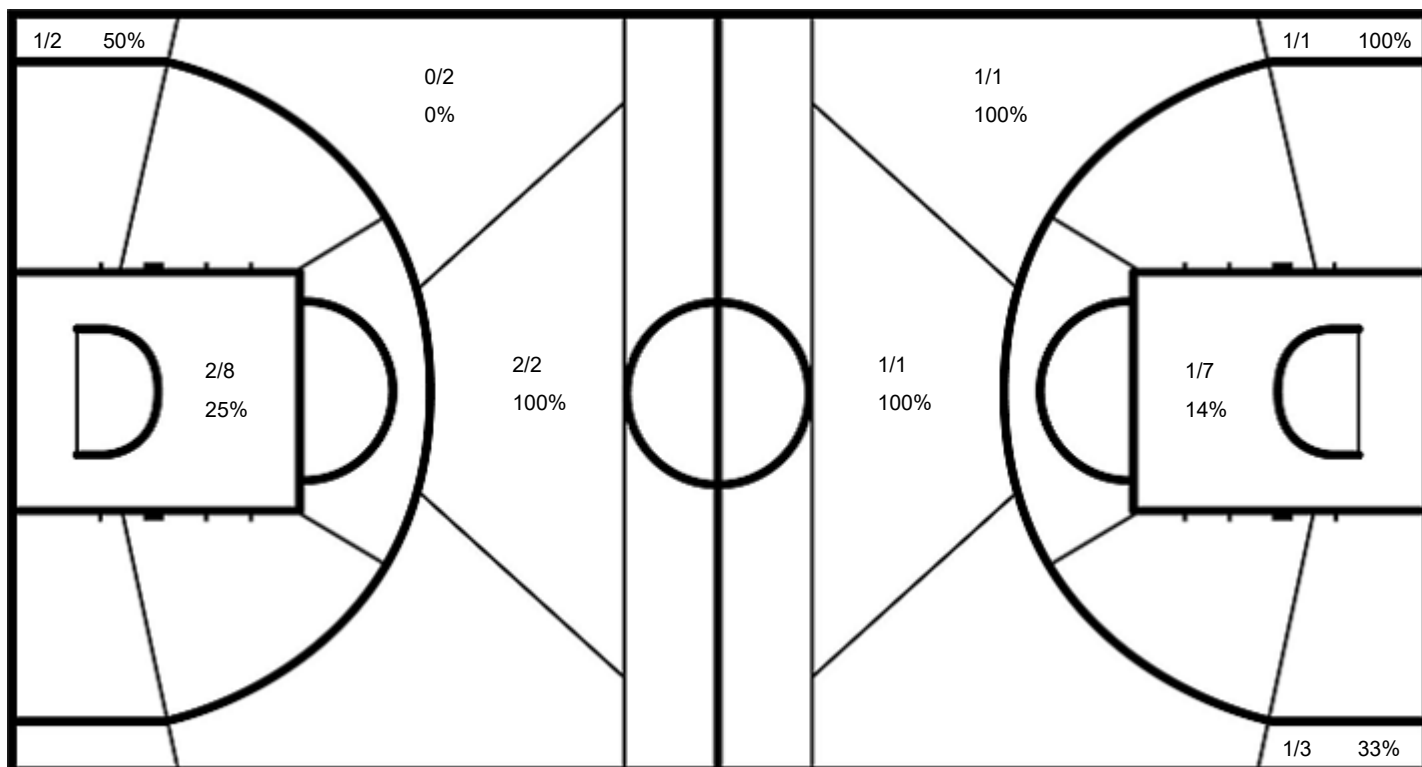
### EST 69 vs 90 GRE (21-27, 15-24, 13-26, 20-13)

Scoring by 5 min intervals:

	Q1		Q2		Q3		Q4	
EST	4	21	28	36	43	49	59	69
GRE	12	27	35	51	60	77	84	90

#### EST - Estonia

#### GRE - Greece



	M / A	%
Fied Goals	25 / 65	38
2 Points	16 / 38	42
3 Points	9 / 27	33
Free Throws	10 / 11	91

%	M / A	
50	30 / 60	Fied Goals
56	20 / 36	2 Points
42	10 / 24	3 Points
74	20 / 27	Free Throws

#### GLOBAL PARTNERS

