

Shot Chart

ESP 102 vs 94 LTU

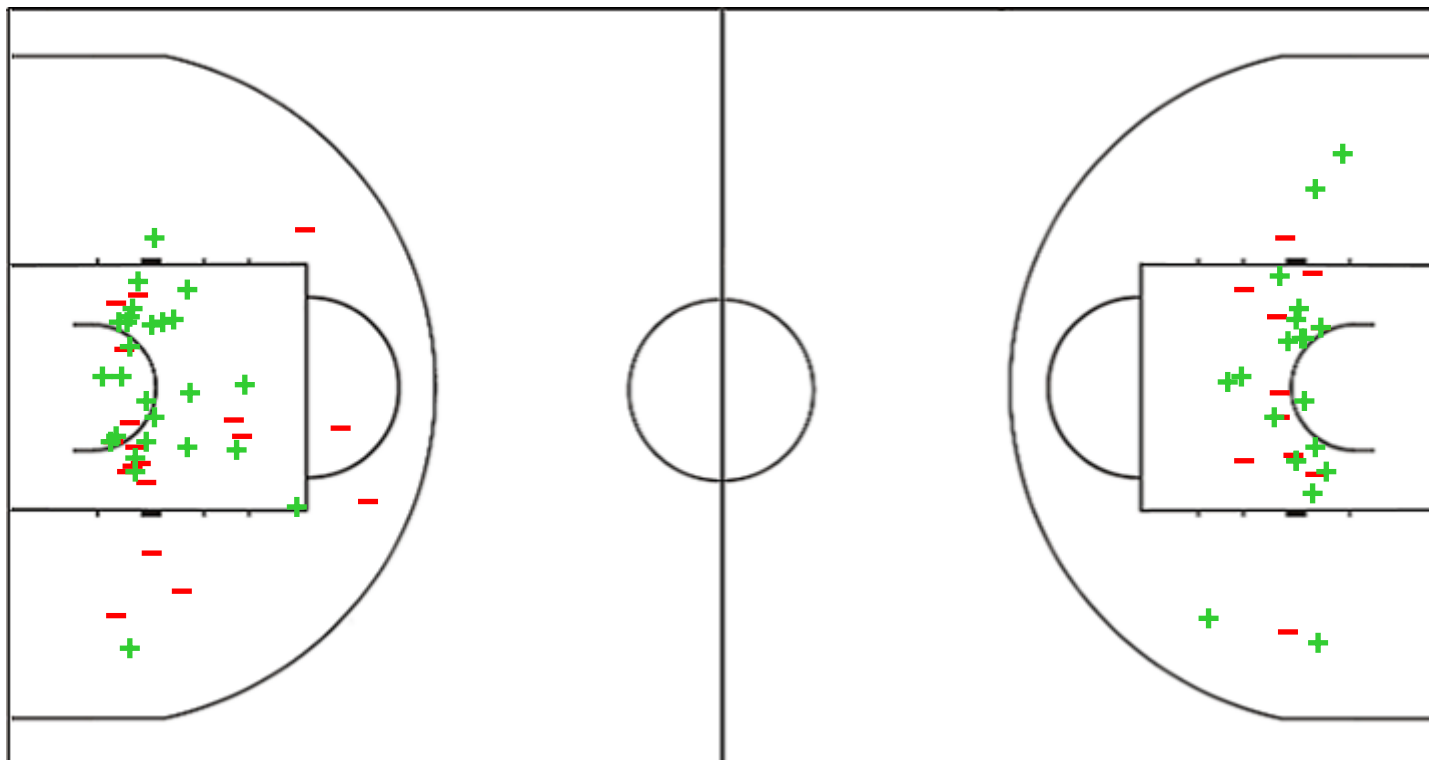
(19-20, 21-25, 23-23, 20-15, 19-11)

Scoring by 5 min intervals:

	Q1		Q2		Q3		Q4		OT1
ESP	9	19	31	40	50	63	68	83	102
LTU	11	20	29	45	58	68	74	83	94

ESP - Spain

LTU - Lithuania



ESP	M / A	%
Fied Goals	33 / 75	44
2 Points	26 / 44	59
3 Points	7 / 31	23
Free Throws	29 / 32	91

%	M / A	LTU
51	31 / 61	Fied Goals
65	20 / 31	2 Points
37	11 / 30	3 Points
88	21 / 24	Free Throws

GLOBAL PARTNERS



Shot Chart

ESP 102 vs 94 LTU

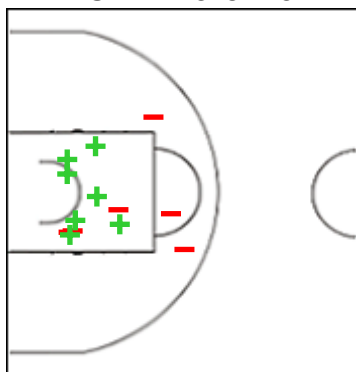
(19-20, 21-25, 23-23, 20-15, 19-11)

Scoring by 5 min intervals:

	Q1		Q2		Q3		Q4		OT1
ESP	9	19	31	40	50	63	68	83	102
LTU	11	20	29	45	58	68	74	83	94

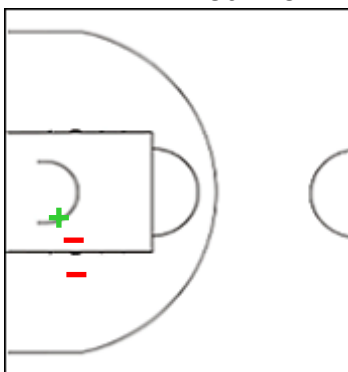
ESP - Spain

2 BROWN Lorenzo



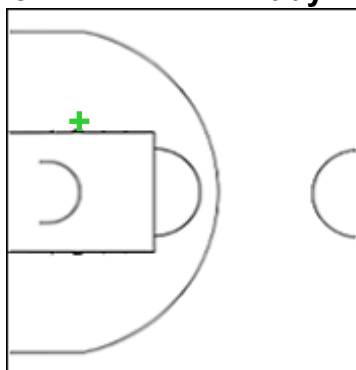
	M / A	%
Fied Goals	9 / 20	45
2 Points	7 / 13	54
3 Points	2 / 7	29
Free Throws	8 / 8	100

4 PRADILLA Jaime



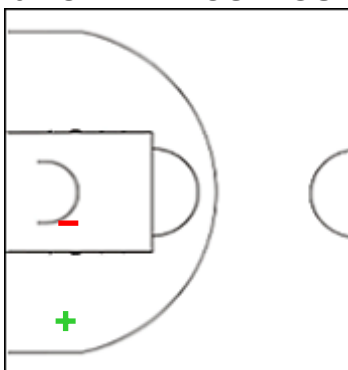
	M / A	%
Fied Goals	1 / 4	25
2 Points	1 / 3	33
3 Points	0 / 1	0
Free Throws	0 / 0	0

5 FERNANDEZ Rudy



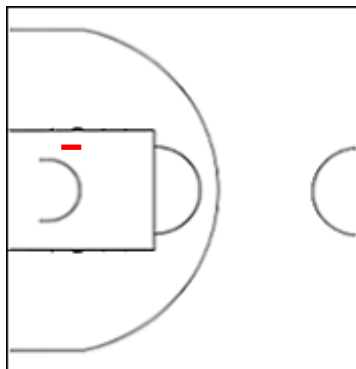
	M / A	%
Fied Goals	4 / 7	57
2 Points	1 / 1	100
3 Points	3 / 6	50
Free Throws	2 / 2	100

6 LOPEZ-AROSTEGUI Xabi



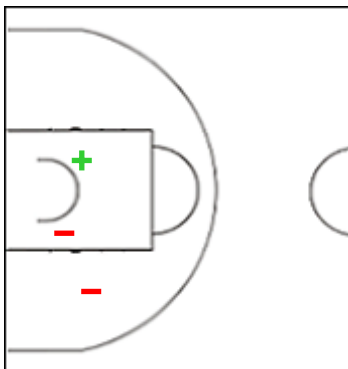
	M / A	%
Fied Goals	1 / 6	17
2 Points	1 / 2	50
3 Points	0 / 4	0
Free Throws	2 / 2	100

7 FERNANDEZ Jaime



	M / A	%
Fied Goals	0 / 2	0
2 Points	0 / 1	0
3 Points	0 / 1	0
Free Throws	0 / 0	0

8 BRIZUELA Dario



	M / A	%
Fied Goals	2 / 6	33
2 Points	1 / 3	33
3 Points	1 / 3	33
Free Throws	0 / 0	0

Shot Chart

ESP 102 vs 94 LTU

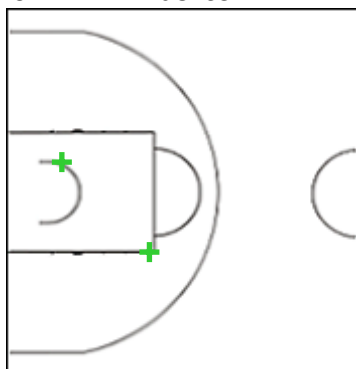
(19-20, 21-25, 23-23, 20-15, 19-11)

Scoring by 5 min intervals:

	Q1		Q2		Q3		Q4		OT1
ESP	9	19	31	40	50	63	68	83	102
LTU	11	20	29	45	58	68	74	83	94

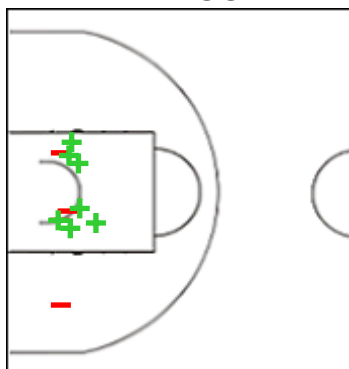
ESP - Spain

9 DIAZ Alberto



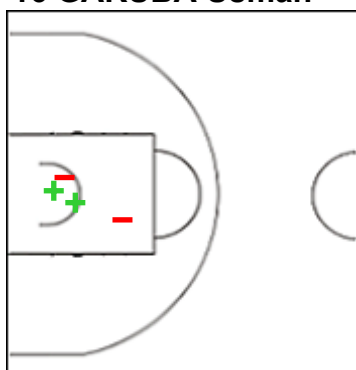
	M / A	%
Fied Goals	3 / 3	100
2 Points	2 / 2	100
3 Points	1 / 1	100
Free Throws	1 / 1	100

14 HERNANGOMEZ Willy



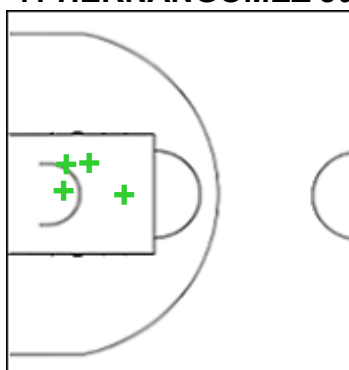
	M / A	%
Fied Goals	7 / 11	64
2 Points	7 / 11	64
3 Points	0 / 0	0
Free Throws	7 / 9	78

16 GARUBA Usman



	M / A	%
Fied Goals	2 / 7	29
2 Points	2 / 4	50
3 Points	0 / 3	0
Free Throws	4 / 4	100

41 HERNANGOMEZ Juancho



	M / A	%
Fied Goals	4 / 8	50
2 Points	4 / 4	100
3 Points	0 / 4	0
Free Throws	5 / 6	83

Shot Chart

ESP 102 vs 94 LTU

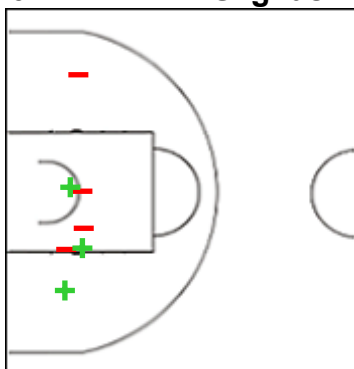
(19-20, 21-25, 23-23, 20-15, 19-11)

Scoring by 5 min intervals:

	Q1		Q2		Q3		Q4		OT1
ESP	9	19	31	40	50	63	68	83	102
LTU	11	20	29	45	58	68	74	83	94

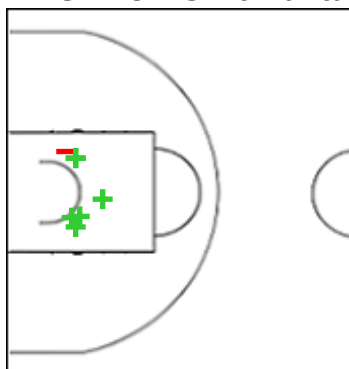
LTU - Lithuania

9 BRAZDEIKIS Ignas



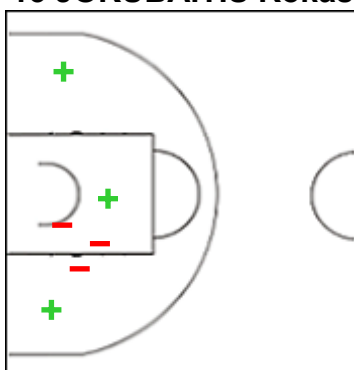
	M / A	%
Fied Goals	6 / 13	46
2 Points	3 / 7	43
3 Points	3 / 6	50
Free Throws	2 / 3	67

11 SABONIS Domantas



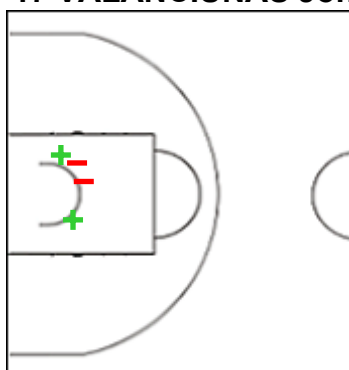
	M / A	%
Fied Goals	6 / 8	75
2 Points	6 / 7	86
3 Points	0 / 1	0
Free Throws	3 / 4	75

13 JOKUBAITIS Rokas



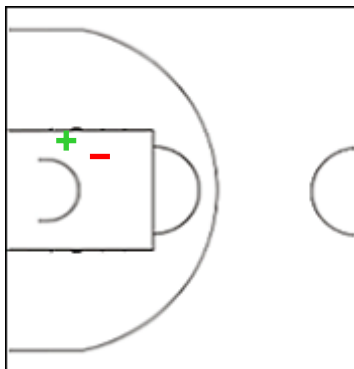
	M / A	%
Fied Goals	4 / 11	36
2 Points	3 / 6	50
3 Points	1 / 5	20
Free Throws	4 / 5	80

17 VALANCIUNAS Jonas



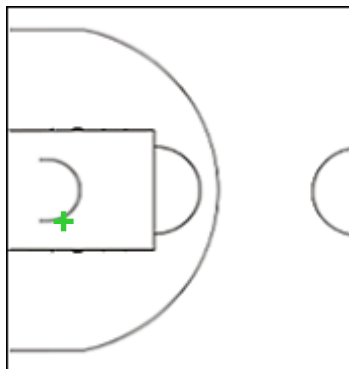
	M / A	%
Fied Goals	2 / 4	50
2 Points	2 / 4	50
3 Points	0 / 0	0
Free Throws	1 / 1	100

19 KUZMINSKAS Mindaugas



	M / A	%
Fied Goals	5 / 11	45
2 Points	1 / 2	50
3 Points	4 / 9	44
Free Throws	4 / 4	100

40 GRIGONIS Marius



	M / A	%
Fied Goals	1 / 3	33
2 Points	1 / 1	100
3 Points	0 / 2	0
Free Throws	6 / 6	100

Shot Chart

ESP 102 vs 94 LTU

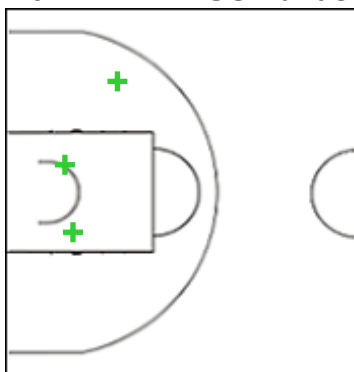
(19-20, 21-25, 23-23, 20-15, 19-11)

Scoring by 5 min intervals:

	Q1		Q2		Q3		Q4		OT1
ESP	9	19	31	40	50	63	68	83	102
LTU	11	20	29	45	58	68	74	83	94

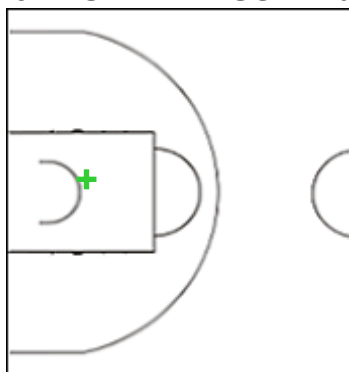
LTU - Lithuania

43 LEKAVICIUS Lukas




	M / A	%
Fied Goals	6 / 8	75
2 Points	3 / 3	100
3 Points	3 / 5	60
Free Throws	0 / 0	0

51 BUTKEVICIUS Arnas



	M / A	%
Fied Goals	1 / 1	100
2 Points	1 / 1	100
3 Points	0 / 0	0
Free Throws	1 / 1	100

GLOBAL PARTNERS



Shot Chart

ESP 102 vs 94 LTU

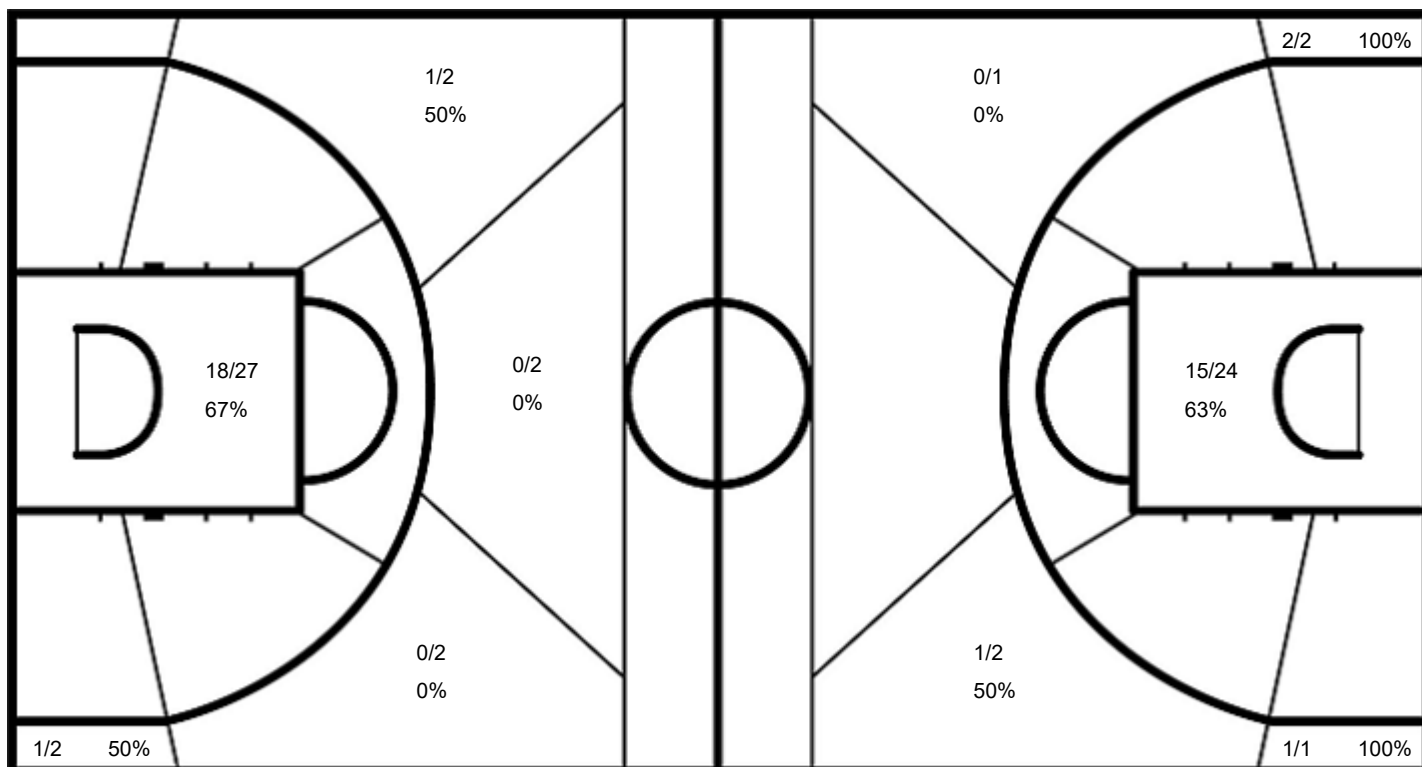
(19-20, 21-25, 23-23, 20-15, 19-11)

Scoring by 5 min intervals:

	Q1		Q2		Q3		Q4		OT1
ESP	9	19	31	40	50	63	68	83	102
LTU	11	20	29	45	58	68	74	83	94

ESP - Spain

LTU - Lithuania



	M / A	%
Fied Goals	33 / 75	44
2 Points	26 / 44	59
3 Points	7 / 31	23
Free Throws	29 / 32	91

%	M / A	
51	31 / 61	Fied Goals
65	20 / 31	2 Points
37	11 / 30	3 Points
88	21 / 24	Free Throws

GLOBAL PARTNERS

