

**Shot Chart**

**GRE 94 vs 88 CZE**

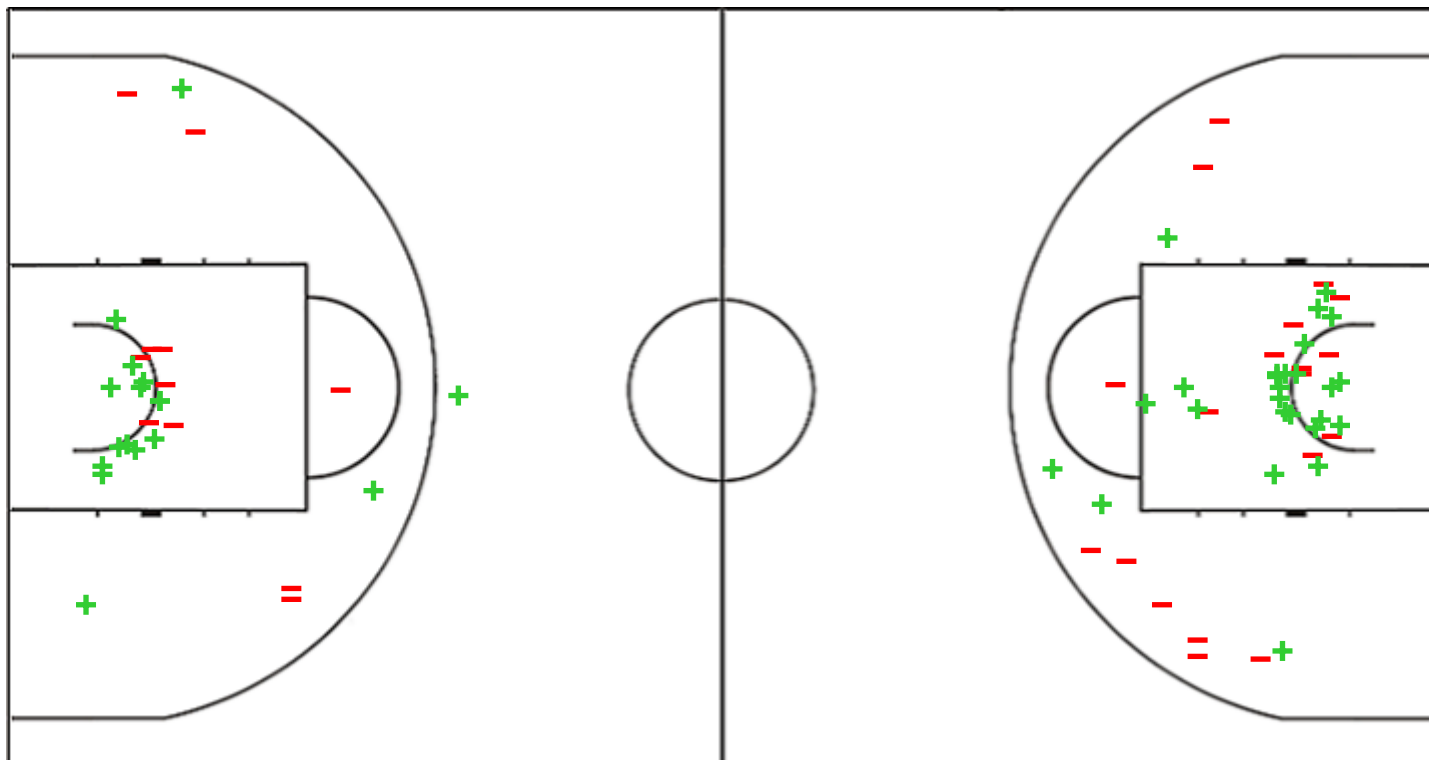
(20-20, 21-25, 22-22, 31-21)

Scoring by 5 min intervals:

	Q1		Q2		Q3		Q4	
<b>GRE</b>	14	20	30	41	50	63	78	94
<b>CZE</b>	6	20	32	45	52	67	70	88

**GRE - Greece**

**CZE - Czech Republic**



<b>GRE</b>	M / A	%
<b>Fied Goals</b>	29 / 67	43
<b>2 Points</b>	17 / 28	61
<b>3 Points</b>	12 / 39	31
<b>Free Throws</b>	24 / 29	83

%	M / A	<b>CZE</b>
55	36 / 66	<b>Fied Goals</b>
58	26 / 45	<b>2 Points</b>
48	10 / 21	<b>3 Points</b>
67	6 / 9	<b>Free Throws</b>

**GLOBAL PARTNERS**



## Shot Chart

### GRE 94 vs 88 CZE

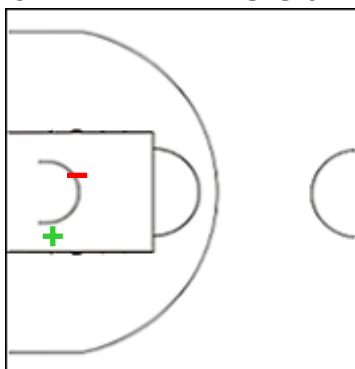
(20-20, 21-25, 22-22, 31-21)

Scoring by 5 min intervals:

	Q1		Q2		Q3		Q4	
GRE	14	20	30	41	50	63	78	94
CZE	6	20	32	45	52	67	70	88

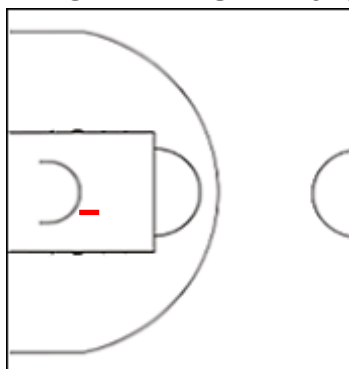
### GRE - Greece

#### 5 LARENTZAKIS Giannoulis



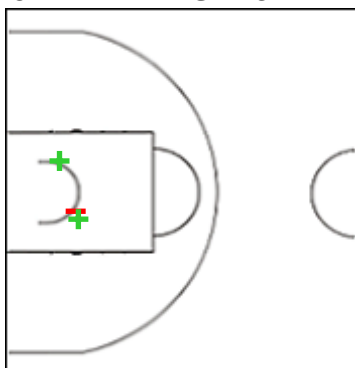
	M / A	%
Fied Goals	3 / 7	43
2 Points	1 / 2	50
3 Points	2 / 5	40
Free Throws	0 / 0	0

#### 7 AGRAVANIS Dimitrios



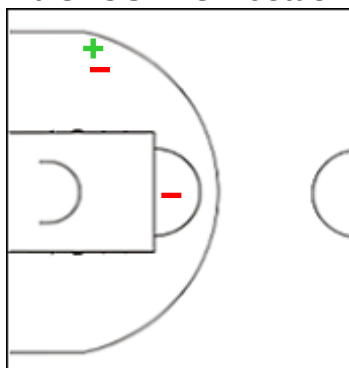
	M / A	%
Fied Goals	0 / 1	0
2 Points	0 / 1	0
3 Points	0 / 0	0
Free Throws	0 / 0	0

#### 8 CALATHES Nick



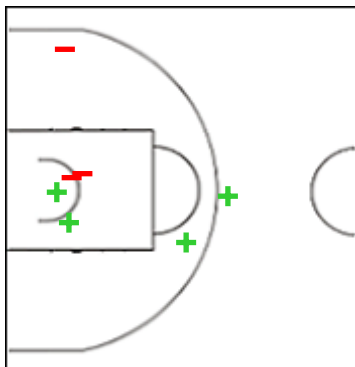
	M / A	%
Fied Goals	5 / 8	63
2 Points	2 / 3	67
3 Points	3 / 5	60
Free Throws	1 / 1	100

#### 10 SLOUKAS Kostas



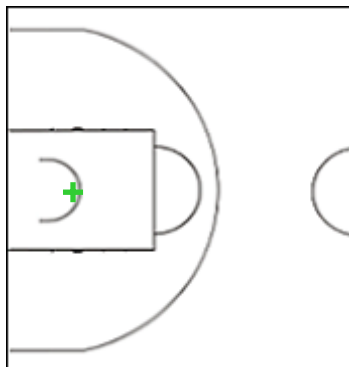
	M / A	%
Fied Goals	2 / 5	40
2 Points	1 / 3	33
3 Points	1 / 2	50
Free Throws	5 / 5	100

#### 14 PAPAGIANNIS Georgios



	M / A	%
Fied Goals	4 / 7	57
2 Points	4 / 7	57
3 Points	0 / 0	0
Free Throws	0 / 0	0

#### 16 PAPANIKOLAOU Kostas



	M / A	%
Fied Goals	2 / 6	33
2 Points	1 / 1	100
3 Points	1 / 5	20
Free Throws	3 / 4	75

## Shot Chart

### GRE 94 vs 88 CZE

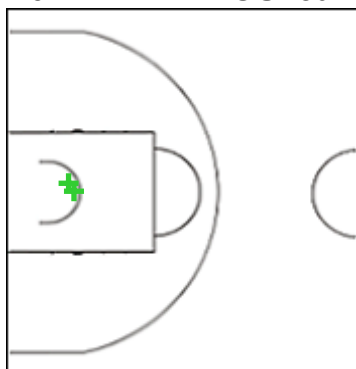
(20-20, 21-25, 22-22, 31-21)

Scoring by 5 min intervals:

	Q1		Q2		Q3		Q4	
<b>GRE</b>	14	20	30	41	50	63	78	94
<b>CZE</b>	6	20	32	45	52	67	70	88

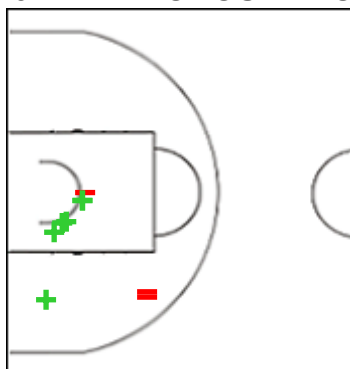
### GRE - Greece

#### 19 PAPAPETROU Ioannis



	M / A	%
<b>Fied Goals</b>	4 / 10	40
<b>2 Points</b>	2 / 2	100
<b>3 Points</b>	2 / 8	25
<b>Free Throws</b>	3 / 4	75

#### 34 ANTETOKOUNMPO Giannis



	M / A	%
<b>Fied Goals</b>	8 / 17	47
<b>2 Points</b>	6 / 9	67
<b>3 Points</b>	2 / 8	25
<b>Free Throws</b>	9 / 12	75

#### GLOBAL PARTNERS



## Shot Chart

### GRE 94 vs 88 CZE

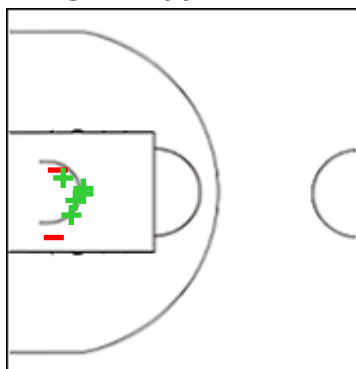
(20-20, 21-25, 22-22, 31-21)

Scoring by 5 min intervals:

	Q1		Q2		Q3		Q4	
GRE	14	20	30	41	50	63	78	94
CZE	6	20	32	45	52	67	70	88

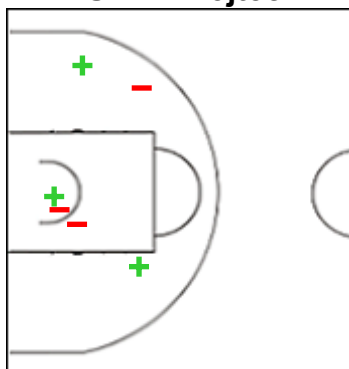
### CZE - Czech Republic

#### 1 AUDA Patrik



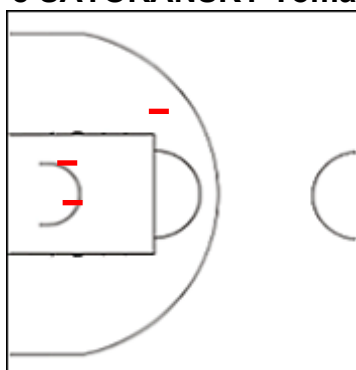
	M / A	%
Fied Goals	5 / 7	71
2 Points	5 / 7	71
3 Points	0 / 0	0
Free Throws	2 / 3	67

#### 7 HRUBAN Vojtech



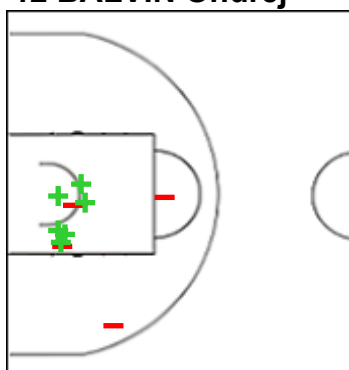
	M / A	%
Fied Goals	6 / 12	50
2 Points	3 / 6	50
3 Points	3 / 6	50
Free Throws	2 / 3	67

#### 8 SATORANSKY Tomas



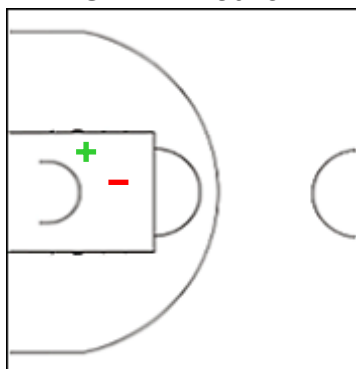
	M / A	%
Fied Goals	1 / 5	20
2 Points	0 / 3	0
3 Points	1 / 2	50
Free Throws	0 / 0	0

#### 12 BALVIN Ondrej



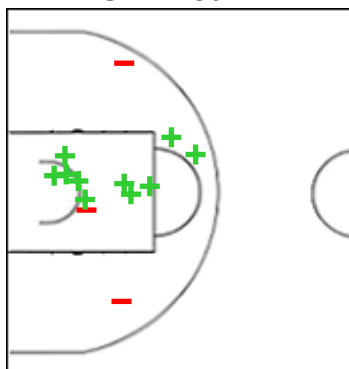
	M / A	%
Fied Goals	6 / 10	60
2 Points	6 / 10	60
3 Points	0 / 0	0
Free Throws	0 / 0	0

#### 17 BOHACIK Jaromir



	M / A	%
Fied Goals	4 / 9	44
2 Points	1 / 2	50
3 Points	3 / 7	43
Free Throws	0 / 0	0

#### 24 VESELY Jan



	M / A	%
Fied Goals	10 / 13	77
2 Points	10 / 13	77
3 Points	0 / 0	0
Free Throws	1 / 1	100

## Shot Chart

### GRE 94 vs 88 CZE

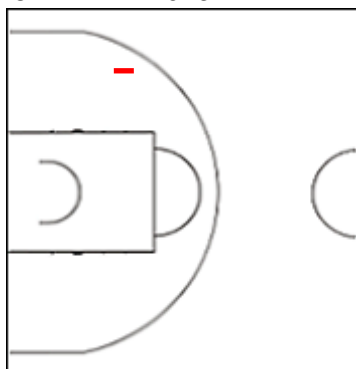
(20-20, 21-25, 22-22, 31-21)

Scoring by 5 min intervals:

	Q1		Q2		Q3		Q4	
GRE	14	20	30	41	50	63	78	94
CZE	6	20	32	45	52	67	70	88

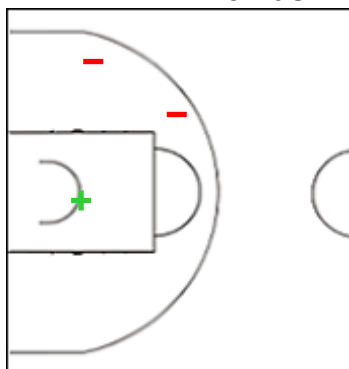
### CZE - Czech Republic

#### 31 KRIZ Martin




	M / A	%
Fied Goals	0 / 1	0
2 Points	0 / 1	0
3 Points	0 / 0	0
Free Throws	0 / 0	0

#### 77 KYZLINK Tomas



	M / A	%
Fied Goals	2 / 4	50
2 Points	1 / 3	33
3 Points	1 / 1	100
Free Throws	1 / 2	50

#### GLOBAL PARTNERS



## Shot Chart

### GRE 94 vs 88 CZE

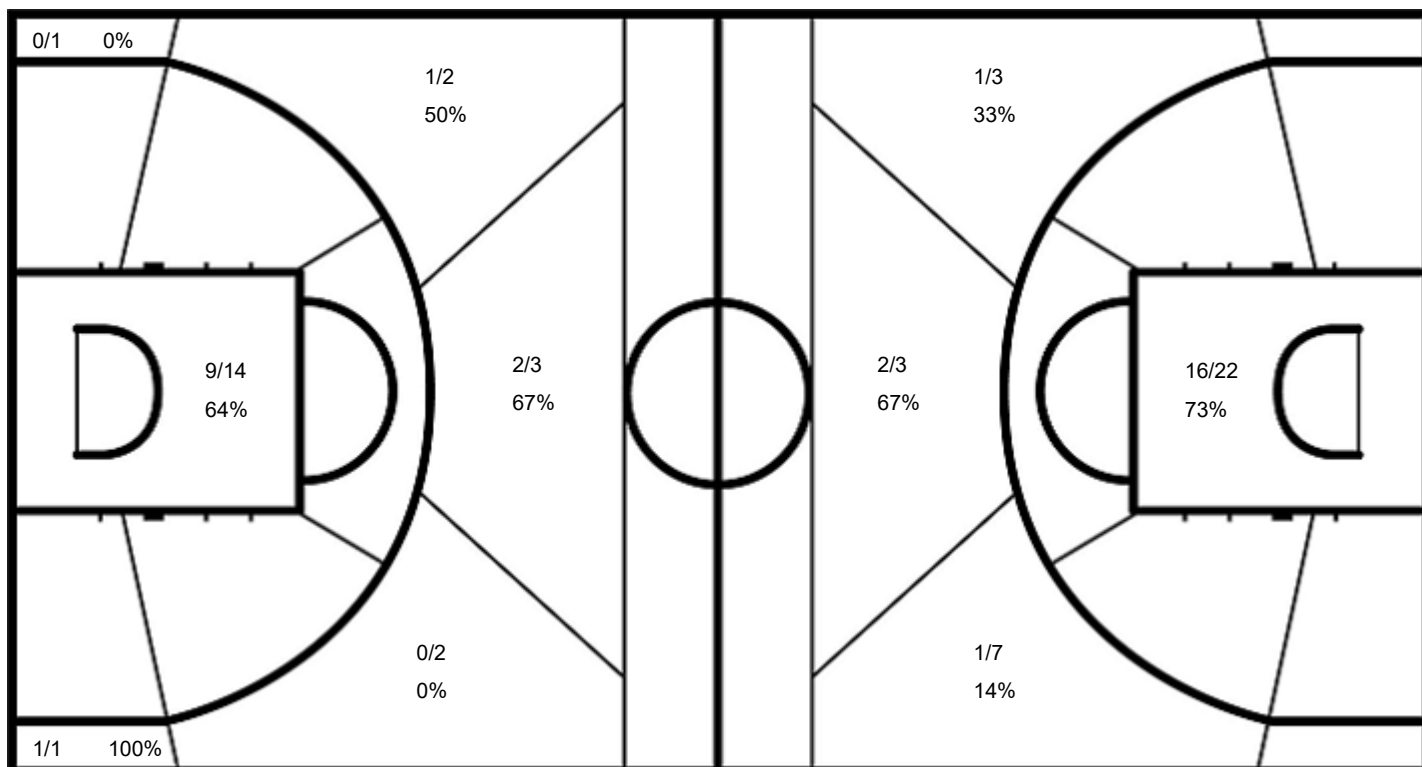
(20-20, 21-25, 22-22, 31-21)

Scoring by 5 min intervals:

	Q1		Q2		Q3		Q4	
GRE	14	20	30	41	50	63	78	94
CZE	6	20	32	45	52	67	70	88

#### GRE - Greece

#### CZE - Czech Republic



	M / A	%
Fied Goals	29 / 67	43
2 Points	17 / 28	61
3 Points	12 / 39	31
Free Throws	24 / 29	83

%	M / A	
55	36 / 66	Fied Goals
58	26 / 45	2 Points
48	10 / 21	3 Points
67	6 / 9	Free Throws

#### GLOBAL PARTNERS

