

Cumulative statistics

BEL - Belgium  
After 6 games

No	Name	GP	MIN	MPG	Field Goals		2 Points		3 Points		Free Throws		Rebounds			AS	TO	ST	BS	PF	FD	+/-	PTS	PPG					
					M/A	%	M/A	%	M/A	%	M/A	%	OR	DR	TOT														
4	LECOMTE Emmanuel	6	56:58	26:09	35/73	48	33/55	60	2/18	11	12/17	71	5	15	20	20	7	2		14	18	-3	84	14.0					
8	MWEMA Jean-Marc	6	30:45	21:47	11/31	35	4/7	57	7/24	29	3/3	100	1	17	18	9	4	5		15	9	-24	32	5.3					
9	TABU Jonathan	6	91:59	15:19	12/28	43	2/4	50	10/24	42	10/11	91		12	12	17	11	2		16	16	-4	44	7.3					
13	GILLET Pierre-Antoine	6	44:52	24:08	18/46	39	9/13	69	9/33	27	7/8	88	7	21	28	7	5	5	2	15	4	9	52	8.7					
14	DE ZEEUW Maxime	6	89:16	14:52	14/36	39	5/13	38	9/23	39	3/5	60	3	16	19	5	4	3		10	8	-4	40	6.7					
16	TUMBA Kevin	6	73:12	12:12	5/9	56	5/9	56			3/9	33	1	10	11	3	5	2	3	16	11	-18	13	2.2					
17	VANWJN Hans	6	09:17	18:12	15/30	50	8/15	53	7/15	47	4/7	57	6	14	20	7	6	2	2	10	10	18	41	6.8					
18	LIBERT Alexandre	6	78:46	13:07	6/19	32	4/8	50	2/11	18	4/4	100		3	3	8	5			8	4	-25	18	3.0					
19	BAKO Ismael	6	34:16	22:22	14/30	47	14/30	47			7/9	78	16	14	30	2	7	2	5	13	8	-29	35	5.8					
21	BLEIJENBERGH Vrenz	3	14:43	04:54	1/4	25			1/4	25	2/2	100		1	1	1	1	2		1	2	3	5	1.7					
25	BRATANOVIC Haris	2	21:42	10:51	6/8	75	5/5	100	1/3	33	2/3	67	2	3	5		3	2		2	3	15	15	7.5					
32	OBASOCHAN Retin	6	79:14	29:52	25/54	46	17/33	52	8/21	38	19/26	73	3	17	20	13	16	7		11	24	-13	77	12.8					
Team / Coach													15 10 25			4													
Totals					162/368		44		106/192		55		56/176		32		76/104		73		59 153 212			92 77 34		12 134 117		-15.0 456 76.0	
Opponents					162/372		44		109/202		54		53/170		31		94/119		79		61 153 214			93 70 37		12 126 130		15.0 471 78.5	


AVERAGES PER GAME

	BEL	Opponents
Points from Turnovers	37	46
Points in the Paints	154	204
Second Chance Points	37	51
Fast Break Points	52	46
Bench Points	163	131

	BEL	Opponents
Total Field Goals Made	27.0	27.0
2 Points Field Goals Made	17.7	18.2
3 Points Field Goals Made	9.3	8.8
Free Throws Made	12.7	15.7
Offensive Rebounds	9.8	10.2
Defensive Rebounds	25.5	25.5
Total Rebounds	35.3	35.7
Assists	15.3	15.5
Fouls	22.3	21.0
Turnovers	12.8	11.7
Steals	5.7	6.2
Blocked Shots	2.0	2.0
Points from Turnovers	6.2	7.7
Points in the Paints	25.7	34.0
Second Chance Points	6.2	8.5
Fast Break Points	8.7	7.7
Bench Points	27.2	21.8

Games	Phase	Score		Field Goals		2 Points		3 Points		Free Throws		Rebounds			AS	TO	ST	BS	PF	FD
				M/A	%	M/A	%	M/A	%	M/A	%	OR	DR	TOT						
BEL-GEO	Group Phase	79-76	FOR	26/66	39.4	14/34	41.2	12/32	37.5	15/24	62.5	10	26	36	12	15	11	1	27	21
			AGN	25/59	42.4	17/30	56.7	8/29	27.6	18/26	69.2	11	33	44	17	20	5	6	23	26
MNE-BEL	Group Phase	76-70	FOR	26/53	49.1	20/29	69.0	6/24	25.0	12/16	75.0	8	21	29	15	14	4	5	21	21
			AGN	27/59	45.8	18/38	47.4	9/21	42.9	13/13	100.0	9	21	30	14	13	7	1	22	20
ESP-BEL	Group Phase	73-83	FOR	29/60	48.3	18/35	51.4	11/25	44.0	14/20	70.0	14	26	40	17	14	5	3	25	21
			AGN	26/62	41.9	18/33	54.5	8/29	27.6	13/23	56.5	12	19	31	16	10	7	1	22	24
BEL-TUR	Group Phase	63-78	FOR	22/59	37.3	15/28	53.6	7/31	22.6	12/15	80.0	9	22	31	14	14	6	0	19	18
			AGN	30/57	52.6	22/31	71.0	8/26	30.8	10/14	71.4	6	27	33	17	12	7	2	19	19
BUL-BEL	Group Phase	80-89	FOR	32/62	51.6	23/33	69.7	9/29	31.0	16/21	76.2	6	30	36	20	7	5	1	21	21
			AGN	25/66	37.9	12/29	41.4	13/37	35.1	17/18	94.4	11	25	36	15	9	3	0	24	21
SLO-BEL	Round of 16	88-72	FOR	27/68	39.7	16/33	48.5	11/35	31.4	7/8	87.5	12	28	40	14	13	3	2	21	15
			AGN	29/69	42.0	22/41	53.7	7/28	25.0	23/25	92.0	12	28	40	14	6	8	2	16	20

GLOBAL PARTNERS



Cumulative statistics

BIH - Bosnia and Herzegovina  
After 5 games

No	Name	GP	MIN	MPG	Field Goals		2 Points		3 Points		Free Throws		Rebounds			AS	TO	ST	BS	PF	FD	+/-	PTS	PPG
					M/A	%	M/A	%	M/A	%	M/A	%	OR	DR	TOT									
0	NURKIC Jusuf	5	49:22	29:52	28/72	39	22/47	47	6/25	24	19/30	63	4	31	35	11	16	6	10	17	28	-50	81	16.2
2	ROBERSON John	5	62:44	32:32	24/61	39	5/16	31	19/45	42	8/8	100	1	12	13	13	8	2	6	16	16	-35	75	15.0
5	ATIC Edin	5	14:50	22:58	12/29	41	9/15	60	3/14	21	7/7	100	5	12	17	17	3	2	4	13	7	-13	34	6.8
7	HALILOVIC Miralem	5	34:09	26:49	24/46	52	24/46	52			6/8	75	11	20	31	10	5	6	3	19	9	19	54	10.8
9	GEGIC Amar	5	45:39	09:07	9/17	53	7/11	64	2/6	33	2/4	50	2	4	6	5	2	5	1	7	5		22	4.4
11	KAMENJAS Kenan	5	95:56	19:11	7/20	35	7/17	41	0/3	0	2/4	50	11	10	21	3	3	3	2	8	4	-19	16	3.2
12	CAMPARA Sani																							
13	MUSA Džanan	5	59:36	31:55	36/63	57	27/43	63	9/20	45	26/30	87	5	12	17	20	15	3	1	1	27	-18	107	21.4
15	PENAVA Ajdin																							
17	LAZIC Aleksandar	4	50:11	12:32	1/6	17	1/3	33	0/3	0	1/2	50	2	4	6	2	5	2	1	5	4	-18	3	0.8
22	SULEJMANOVIC Emir	3	09:39	03:13	1/2	50																-4	3	1.0
27	VRABAC Adin	5	77:54	15:34	7/14	50	4/7	57	3/7	43			5	5	10	9	6	3				8	17	3.4
Team / Coach																								
Totals					149/330	45	106/205	52	43/125	34	71/93	76	61	117	178	91	66	32	22	96	102	-26.0	412	82.4
Opponents					159/344	46	109/209	52	50/135	37	70/88	80	74	126	200	99	68	36	16	105	89	26.0	438	87.6

AVERAGES PER GAME

	BIH	Opponents
Points from Turnovers	64	77
Points in the Paints	200	198
Second Chance Points	48	76
Fast Break Points	56	72
Bench Points	77	160

	BIH	Opponents
Total Field Goals Made	29.8	31.8
2 Points Field Goals Made	21.2	21.8
3 Points Field Goals Made	8.6	10.0
Free Throws Made	14.2	14.0
Offensive Rebounds	12.2	14.8
Defensive Rebounds	23.4	25.2
Total Rebounds	35.6	40.0
Assists	18.2	19.8
Fouls	19.2	21.0
Turnovers	13.2	13.6
Steals	6.4	7.2
Blocked Shots	4.4	3.2
Points from Turnovers	12.8	15.4
Points in the Paints	40.0	39.6
Second Chance Points	9.6	15.2
Fast Break Points	11.2	14.4
Bench Points	15.4	32.0

Games	Phase	Score		Field Goals		2 Points		3 Points		Free Throws		Rebounds			AS	TO	ST	BS	PF	FD
				M/A	%	M/A	%	M/A	%	M/A	%	OR	DR	TOT						
BIH-HUN	Group Phase	95-85	FOR	34/69	49.3	25/47	53.2	9/22	40.9	18/25	72.0	17	25	42	23	9	3	4	16	22
			AGN	34/72	47.2	24/43	55.8	10/29	34.5	7/12	58.3	12	22	34	19	10	7	3	23	16
GER-BIH	Group Phase	92-82	FOR	33/69	47.8	27/45	60.0	6/24	25.0	10/17	58.8	9	24	33	19	8	8	5	24	19
			AGN	29/64	45.3	18/38	47.4	11/26	42.3	23/25	92.0	11	31	42	18	14	2	6	20	21
SLO-BIH	Group Phase	93-97	FOR	33/71	46.5	18/41	43.9	15/30	50.0	16/17	94.1	18	27	45	19	19	7	2	19	21
			AGN	37/81	45.7	27/49	55.1	10/32	31.3	9/12	75.0	19	19	38	22	12	10	1	21	18
BIH-FRA	Group Phase	68-81	FOR	24/59	40.7	18/34	52.9	6/25	24.0	14/16	87.5	10	22	32	15	19	8	5	16	20
			AGN	31/70	44.3	23/48	47.9	8/22	36.4	11/16	68.8	21	25	46	20	18	12	4	20	14
LTU-BIH	Group Phase	87-70	FOR	25/62	40.3	18/38	47.4	7/24	29.2	13/18	72.2	7	19	26	15	11	6	6	21	20
			AGN	28/57	49.1	17/31	54.8	11/26	42.3	20/23	87.0	11	29	40	20	14	5	2	21	20

GLOBAL PARTNERS



## Cumulative statistics

### BUL - Bulgaria After 5 games

No	Name	GP	MIN	MPG	Field Goals		2 Points		3 Points		Free Throws		Rebounds			AS	TO	ST	BS	PF	FD	+/-	PTS	PPG
					M/A	%	M/A	%	M/A	%	M/A	%	OR	DR	TOT									
0	ALPIEV Ivan	5	66:33	13:18	5/16	31	1/5	20	4/11	36	3/4	75	3	6	9	3	3	1	3	5	-37	17	3.4	
1	BOST Dee	5	70:15	34:03	23/64	36	7/13	54	16/51	31	8/13	62	3	17	20	42	10	2	1	12	22	-47	70	14.0
2	KARAMFILOV Deyan	5	47:17	09:27	2/9	22	1/4	25	1/5	20	1/2	50	3	3	14	4	5	7	2	2	6	1.2		
9	KOSTOV Chavdar	5	48:07	29:37	18/48	38	7/19	37	11/29	38	9/12	75	5	9	14	7	6	4	9	9	-38	56	11.2	
12	YANEV Aleksandar	5	47:10	09:26	3/5	60	2/3	67	1/2	50	0/1	0	2	3	5	4	2	2	4	2	-14	7	1.4	
17	STOILOV Emil	5	57:27	11:29	9/13	69	9/13	69			2/2	100	5	3	8	3	2	1	11	3	-27	20	4.0	
22	IVANOV Pavlin	5	03:57	20:47	19/40	48	6/11	55	13/29	45			5	5	8	11	1		12	1	-11	51	10.2	
23	MARINOV Stanimir	3	43:59	14:39	6/12	50	4/4	100	2/8	25	3/4	75	2	4	6	6	2	1	6	2	-20	17	5.7	
24	IVANOV Andrey	5	61:08	12:13	12/21	57	11/20	55	1/1	100	1/1	100	6	6	12	2	2	1	12	2	-2	26	5.2	
34	DIMITROV Dimitar	5	67:20	13:28	9/22	41	7/11	64	2/11	18	3/4	75	6	3	9	8	3	1	2	10	6	-14	23	4.6
41	VEZENKOV Aleksandar	5	85:23	37:04	46/93	49	30/53	57	16/40	40	26/28	93	20	41	61	11	6	4	1	12	28	-35	134	26.8
99	SIMEONOV Aleks	1	01:24	01:24																	3			
Team / Coach					9 7 16 3																			
Totals					152/343	44	85/156	54	67/187	36	56/71	79	61	107	168	108	54	22	5	99	82	-48.0	427	85.4
Opponents					169/336	50	118/183	64	51/153	33	86/102	84	60	134	194	107	44	26	11	85	96	48.0	475	95.0

### AVERAGES PER GAME

	BUL	Opponents
Points from Turnovers	13	24
Points in the Paints	162	204
Second Chance Points	49	64
Fast Break Points	35	43
Bench Points	143	154

	BUL	Opponents
Total Field Goals Made	30.4	33.8
2 Points Field Goals Made	17.0	23.6
3 Points Field Goals Made	13.4	10.2
Free Throws Made	11.2	17.2
Offensive Rebounds	12.2	12.0
Defensive Rebounds	21.4	26.8
Total Rebounds	33.6	38.8
Assists	21.6	21.4
Fouls	19.8	17.0
Turnovers	10.8	8.8
Steals	4.4	5.2
Blocked Shots	1.0	2.2
Points from Turnovers	2.6	4.8
Points in the Paints	32.4	40.8
Second Chance Points	9.8	12.8
Fast Break Points	7.0	8.6
Bench Points	28.6	30.8

Games	Phase	Score		Field Goals		2 Points		3 Points		Free Throws		Rebounds			AS	TO	ST	BS	PF	FD
				M/A	%	M/A	%	M/A	%	M/A	%	OR	DR	TOT						
ESP-BUL	Group Phase	114-87	FOR	30/68	44.1	19/35	54.3	11/33	33.3	16/20	80.0	17	15	32	22	13	5	0	18	17
			AGN	38/69	55.1	23/36	63.9	15/33	45.5	23/26	88.5	16	23	39	27	9	8	1	18	18
BUL-TUR	Group Phase	87-101	FOR	32/73	43.8	22/35	62.9	10/38	26.3	13/16	81.3	15	20	35	23	8	2	1	18	16
			AGN	38/67	56.7	27/37	73.0	11/30	36.7	14/17	82.4	9	28	37	29	7	5	1	17	18
BUL-MNE	Group Phase	81-91	FOR	31/64	48.4	17/24	70.8	14/40	35.0	5/7	71.4	7	21	28	23	12	6	3	18	14
			AGN	36/71	50.7	28/46	60.9	8/25	32.0	11/15	73.3	15	24	39	17	8	6	4	15	18
GEO-BUL	Group Phase	80-92	FOR	34/72	47.2	15/33	45.5	19/39	48.7	5/10	50.0	11	26	37	25	12	6	1	21	14
			AGN	25/67	37.3	17/31	54.8	8/36	22.2	22/23	95.7	14	29	43	14	13	2	4	14	21
BUL-BEL	Group Phase	80-89	FOR	25/66	37.9	12/29	41.4	13/37	35.1	17/18	94.4	11	25	36	15	9	3	0	24	21
			AGN	32/62	51.6	23/33	69.7	9/29	31.0	16/21	76.2	6	30	36	20	7	5	1	21	21

### GLOBAL PARTNERS



Cumulative statistics

CRO - Croatia  
After 6 games

No	Name	GP	MIN	MPG	Field Goals		2 Points		3 Points		Free Throws		Rebounds			AS	TO	ST	BS	PF	FD	+/-	PTS	PPG	
					M/A	%	M/A	%	M/A	%	M/A	%	OR	DR	TOT										
1	PERKOVIC Toni	1	07:20	07:20	1/3	33	0/1	0	1/2	50												-9	3	3.0	
3	SMITH Jaleen	6	76:13	29:22	24/56	43	13/28	46	11/28	39	13/15	87	1	15	16	28	10	9	1	10	13	5	72	12.0	
4	PRKACIN Roko	1	10:00	10:00																		-11			
7	SIMON Krunoslav	6	32:29	22:04	21/41	51	15/25	60	6/16	38	5/6	83	3	20	23	18	12	7	3	11	8	26	53	8.8	
8	HEZONJA Mario	6	52:15	25:22	18/51	35	9/22	41	9/29	31	6/8	75	3	32	35	7	6	5	1	10	10	-37	51	8.5	
9	SARIC Dario	6	62:32	27:05	18/52	35	10/26	38	8/26	31	11/13	85	9	34	43	19	15	3	1	11	19	29	55	9.2	
10	GNJIDIC Lovro	3	25:48	08:36	2/5	40	1/2	50	1/3	33			1	2	3	2	3		3	3	2	5	1.7		
17	MATKOVIC Karlo	6	92:54	15:29	21/27	78	21/26	81	0/1	0	6/7	86	11	10	21	5	10	4	2	13	9	14	48	8.0	
27	RAMLIJAK Ivan	6	81:01	13:30	3/5	60	1/1	100	2/4	50	0/2	0	1	8	9	2	1	3		10	1	-4	8	1.3	
30	MAVRA Dominik	6	52:09	08:41	11/21	52	9/12	75	2/9	22	5/5	100	1	3	4	11	2	1		9	8	22	29	4.8	
40	ZUBAC Ivica	6	14:54	19:09	20/31	65	20/31	65			17/24	71	13	20	33	2	11	1	8	11	18	17	57	9.5	
44	BOGDANOVIC Bojan	6	92:25	32:04	38/79	48	25/46	54	13/33	39	26/30	87	1	30	31	10	16	4		14	20	6	115	19.2	
Team / Coach																									
Totals						177/371	48	124/220	56	53/151	35	89/110	81	53	193	246	105	90	40	16	105	109	12.0	496	82.7
Opponents						176/430	41	114/244	47	62/186	33	70/90	78	66	148	214	113	62	46	16	112	98	-12.0	484	80.7

AVERAGES PER GAME

	CRO	Opponents
Points from Turnovers	91	94
Points in the Paints	224	176
Second Chance Points	38	57
Fast Break Points	71	63
Bench Points	154	114

	CRO	Opponents
Total Field Goals Made	29.5	29.3
2 Points Field Goals Made	20.7	19.0
3 Points Field Goals Made	8.8	10.3
Free Throws Made	14.8	11.7
Offensive Rebounds	8.8	11.0
Defensive Rebounds	32.2	24.7
Total Rebounds	41.0	35.7
Assists	17.5	18.8
Fouls	17.5	18.7
Turnovers	15.0	10.3
Steals	6.7	7.7
Blocked Shots	2.7	2.7
Points from Turnovers	15.2	15.7
Points in the Paints	37.3	29.3
Second Chance Points	6.3	9.5
Fast Break Points	11.8	10.5
Bench Points	25.7	19.0

Games	Phase	Score		Field Goals		2 Points		3 Points		Free Throws		Rebounds			AS	TO	ST	BS	PF	FD
				M/A	%	M/A	%	M/A	%	M/A	%	OR	DR	TOT						
CRO-GRE	Group Phase	85-89	FOR	32/63	50.8	22/36	61.1	10/27	37.0	11/13	84.6	4	33	37	15	18	5	2	18	13
			AGN	30/77	39.0	20/44	45.5	10/33	30.3	19/25	76.0	16	28	44	17	9	11	5	14	16
GBR-CRO	Group Phase	65-86	FOR	31/62	50.0	23/34	67.6	8/28	28.6	16/20	80.0	7	39	46	24	15	8	6	17	19
			AGN	22/72	30.6	16/47	34.0	6/25	24.0	15/16	93.8	11	25	36	17	11	6	1	19	16
CRO-EST	Group Phase	73-70	FOR	26/59	44.1	20/39	51.3	6/20	30.0	15/21	71.4	13	33	46	16	18	9	3	20	21
			AGN	25/66	37.9	15/31	48.4	10/35	28.6	10/18	55.6	11	22	33	19	13	7	3	21	20
ITA-CRO	Group Phase	81-76	FOR	26/60	43.3	18/34	52.9	8/26	30.8	16/18	88.9	12	32	44	15	18	5	3	19	16
			AGN	31/72	43.1	19/39	48.7	12/33	36.4	7/11	63.6	11	23	34	19	9	10	2	17	18
CRO-UKR	Group Phase	90-85	FOR	34/74	45.9	21/46	45.7	13/28	46.4	9/11	81.8	12	29	41	17	8	9	1	12	14
			AGN	32/69	46.4	20/41	48.8	12/28	42.9	9/9	100.0	6	30	36	23	13	5	4	14	12
FIN-CRO	Round of 16	94-86	FOR	28/53	52.8	20/31	64.5	8/22	36.4	22/27	81.5	5	27	32	18	13	4	1	19	26
			AGN	36/74	48.6	24/42	57.1	12/32	37.5	10/11	90.9	11	20	31	18	7	7	1	27	16

GLOBAL PARTNERS



Cumulative statistics

CZE - Czech Republic  
After 6 games

No	Name	GP	MIN	MPG	Field Goals		2 Points		3 Points		Free Throws		Rebounds			AS	TO	ST	BS	PF	FD	+/-	PTS	PPG							
					M/A	%	M/A	%	M/A	%	M/A	%	OR	DR	TOT																
1	AUDA Patrik	5	68:47	13:45	20/28	71	20/28	71			7/13	54	9	9	5	8	3		13	15	-12	47	9.4								
7	HRUBAN Vojtech	6	55:42	25:57	34/65	52	22/39	56	12/26	46	13/15	87	3	14	17	15	12	4	1	10	17	1	93	15.5							
8	SATORANSKY Tomas	4	07:59	26:59	7/26	27	3/16	19	4/10	40	1/2	50	1	19	20	44	15	4	4	5	-15	19	4.8								
12	BALVIN Ondrej	6	96:00	16:00	16/31	52	16/29	55	0/2	0	9/10	90	12	24	36	5	10	1		14	11	-18	41	6.8							
15	PETERKA Martin	6	06:23	17:43	15/26	58	2/4	50	13/22	59	2/2	100	4	11	15	7	3	2	3	2	5	45	7.5								
17	BOHACIK Jaromir	6	39:22	23:13	18/43	42	8/16	50	10/27	37	5/5	100	5	12	17	12	4	2		14	8	-14	51	8.5							
19	SEHNAL Ondrej	6	84:15	14:02	7/19	37	3/8	38	4/11	36	1/2	50	2	3	5	20	8	1		11	8	-2	19	3.2							
24	VESELY Jan	6	59:33	26:35	37/54	69	37/54	69			21/24	88	8	23	31	10	10	2	4	20	29	1	95	15.8							
25	JELINEK David	3	33:03	11:01	6/11	55	2/4	50	4/7	57			1	2	3	2	2		5			-10	16	5.3							
27	KREJCI Vit	5	60:39	12:07	7/16	44	2/6	33	5/10	50	5/7	71	1	3	4	9	1	1	1	7	5	-25	24	4.8							
31	KRIZ Martin	6	52:01	08:40	4/10	40	2/6	33	2/4	50			4	5	9	1	3		1	11	1	-26	10	1.7							
77	KYZLINK Tomas	6	36:16	22:42	17/42	40	13/30	43	4/12	33	6/12	50	5	16	21	21	6	2	1	14	12	-10	44	7.3							
Team / Coach													7 14 21			3															
Totals					188/371		51		130/240		54		58/131		44		70/92		76		53 155			208		151 85 22		8 131 113		-25.0 504 84.0	
Opponents					178/383		46		115/196		59		63/187		34		110/135		82		58 136			194		124 58 42		16 116 126		25.0 529 88.2	

AVERAGES PER GAME

	CZE	Opponents
Points from Turnovers	66	104
Points in the Paints	198	206
Second Chance Points	45	58
Fast Break Points	56	66
Bench Points	249	187

	CZE	Opponents
Total Field Goals Made	31.3	29.7
2 Points Field Goals Made	21.7	19.2
3 Points Field Goals Made	9.7	10.5
Free Throws Made	11.7	18.3
Offensive Rebounds	8.8	9.7
Defensive Rebounds	25.8	22.7
Total Rebounds	34.7	32.3
Assists	25.2	20.7
Fouls	21.8	19.3
Turnovers	14.2	9.7
Steals	3.7	7.0
Blocked Shots	1.3	2.7
Points from Turnovers	11.0	17.3
Points in the Paints	33.0	34.3
Second Chance Points	7.5	9.7
Fast Break Points	9.3	11.0
Bench Points	41.5	31.2

Games	Phase	Score		Field Goals		2 Points		3 Points		Free Throws		Rebounds			AS	TO	ST	BS	PF	FD
				M/A	%	M/A	%	M/A	%	M/A	%	OR	DR	TOT						
POL-CZE	Group Phase	99-84	FOR	31/57	54.4	21/32	65.6	10/25	40.0	12/19	63.2	7	17	24	24	12	3	2	23	18
			AGN	37/67	55.2	27/39	69.2	10/28	35.7	15/19	78.9	13	23	36	23	9	5	2	19	23
CZE-SRB	Group Phase	68-81	FOR	24/58	41.4	16/37	43.2	8/21	38.1	12/13	92.3	8	30	38	19	15	2	1	24	16
			AGN	27/64	42.2	19/37	51.4	8/27	29.6	19/23	82.6	10	24	34	19	5	8	2	16	22
CZE-NED	Group Phase	88-80	FOR	34/62	54.8	25/40	62.5	9/22	40.9	11/14	78.6	9	28	37	23	15	6	2	21	16
			AGN	26/58	44.8	17/27	63.0	9/31	29.0	19/24	79.2	6	19	25	22	9	6	1	16	21
FIN-CZE	Group Phase	98-88	FOR	30/62	48.4	22/43	51.2	8/19	42.1	20/24	83.3	9	25	34	24	17	4	1	27	29
			AGN	29/61	47.5	14/29	48.3	15/32	46.9	25/29	86.2	9	24	33	21	17	9	7	29	26
CZE-ISR	Group Phase	88-77	FOR	33/66	50.0	20/43	46.5	13/23	56.5	9/13	69.2	13	30	43	29	13	4	1	12	19
			AGN	30/66	45.5	21/36	58.3	9/30	30.0	8/11	72.7	6	23	29	23	10	7	1	19	12
GRE-CZE	Round of 16	94-88	FOR	36/66	54.5	26/45	57.8	10/21	47.6	6/9	66.7	7	25	32	32	13	3	1	24	15
			AGN	29/67	43.3	17/28	60.7	12/39	30.8	24/29	82.8	14	23	37	16	8	7	3	17	22

Cumulative statistics

ESP - Spain  
After 7 games

No	Name	GP	MIN	MPG	Field Goals		2 Points		3 Points		Free Throws		Rebounds			AS	TO	ST	BS	PF	FD	+/-	PTS	PPG
					M/A	%	M/A	%	M/A	%	M/A	%	OR	DR	TOT									
2	BROWN Lorenzo	7	64:21	23:28	34/76	45	26/54	48	8/22	36	18/22	82	5	9	14	51	17	9	9	20	35	94	13.4	
4	PRADILLA Jaime	7	02:37	14:39	18/35	51	13/27	48	5/8	63	7/9	78	10	10	20	8	5	8	19	11	27	48	6.9	
5	FERNANDEZ Rudy	6	02:51	17:08	15/34	44	3/5	60	12/29	41	6/7	86	4	7	11	10	5	1	6	9	45	48	8.0	
6	LOPEZ-AROSTEGUI Xabi	7	58:19	22:37	15/41	37	10/15	67	5/26	19	7/8	88	8	8	16	13	3	10	16	15	46	42	6.0	
7	FERNANDEZ Jaime	7	02:16	14:36	12/34	35	6/18	33	6/16	38	1/3	33	6	6	11	5	2	11	9	16	31	4.4		
8	BRIZUELA Dario	7	14:19	16:19	24/56	43	15/26	58	9/30	30	6/9	67	2	2	4	12	2	4	15	10	33	63	9.0	
9	DIAZ Alberto	7	16:16	16:36	11/23	48	4/5	80	7/18	39	4/5	80	2	6	8	8	5	5	13	12	48	33	4.7	
11	SAIZ Sebastian	5	30:17	06:03	5/8	63	5/8	63			4/5	80	1	7	8	1	1	3	6	5	14	2.8		
14	HERNANGOMEZ Willy	7	50:29	21:29	48/70	69	48/69	70	0/1	0	29/36	81	21	29	50	8	8	2	1	12	28	42	125	17.9
16	GARUBA Usman	7	17:19	16:45	14/26	54	13/21	62	1/5	20	7/10	70	15	23	38	12	7	7	3	13	8	32	36	5.1
41	HERNANGOMEZ Juancho	7	62:25	23:12	26/57	46	15/21	71	11/36	31	12/14	86	9	28	37	9	3	4	1	8	13	60	75	10.7
44	PARRA Joel	7	03:31	14:47	8/23	35	5/10	50	3/13	23	5/6	83	6	15	21	3	4	1	15	5	21	24	3.4	
Team / Coach																								
Totals					230/483	48	163/279	58	67/204	33	106/134	79	103	160	263	146	68	57	9	146	145	81.0	633	90.4
Opponents					195/426	46	129/235	55	66/191	35	96/127	76	83	157	240	120	103	38	14	152	138	-81.0	552	78.9

AVERAGES PER GAME

	ESP	Opponents
Points from Turnovers	99	55
Points in the Paints	296	234
Second Chance Points	102	67
Fast Break Points	58	51
Bench Points	276	199

	ESP	Opponents
Total Field Goals Made	32.9	27.9
2 Points Field Goals Made	23.3	18.4
3 Points Field Goals Made	9.6	9.4
Free Throws Made	15.1	13.7
Offensive Rebounds	14.7	11.9
Defensive Rebounds	22.9	22.4
Total Rebounds	37.6	34.3
Assists	20.9	17.1
Fouls	20.9	21.7
Turnovers	9.7	14.7
Steals	8.1	5.4
Blocked Shots	1.3	2.0
Points from Turnovers	14.1	7.9
Points in the Paints	42.3	33.4
Second Chance Points	14.6	9.6
Fast Break Points	8.3	7.3
Bench Points	39.4	28.4

Games	Phase	Score		Field Goals		2 Points		3 Points		Free Throws		Rebounds			AS	TO	ST	BS	PF	FD
				M/A	%	M/A	%	M/A	%	M/A	%	OR	DR	TOT						
ESP-BUL	Group Phase	114-87	FOR	38/69	55.1	23/36	63.9	15/33	45.5	23/26	88.5	16	23	39	27	9	8	1	18	18
			AGN	30/68	44.1	19/35	54.3	11/33	33.3	16/20	80.0	17	15	32	22	13	5	0	18	17
GEO-ESP	Group Phase	64-90	FOR	36/74	48.6	27/46	58.7	9/28	32.1	9/12	75.0	16	23	39	23	4	7	1	20	22
			AGN	24/59	40.7	15/35	42.9	9/24	37.5	7/12	58.3	12	21	33	14	14	2	2	23	19
ESP-BEL	Group Phase	73-83	FOR	26/62	41.9	18/33	54.5	8/29	27.6	13/23	56.5	12	19	31	16	10	7	1	22	24
			AGN	29/60	48.3	18/35	51.4	11/25	44.0	14/20	70.0	14	26	40	17	14	5	3	25	21
MNE-ESP	Group Phase	65-82	FOR	30/60	50.0	19/35	54.3	11/25	44.0	11/14	78.6	13	28	41	19	20	10	1	18	17
			AGN	24/61	39.3	18/35	51.4	6/26	23.1	11/14	78.6	11	15	26	13	14	13	2	19	17
TUR-ESP	Group Phase	69-72	FOR	30/71	42.3	25/46	54.3	5/25	20.0	7/11	63.6	19	26	45	15	8	4	3	23	16
			AGN	26/61	42.6	17/30	56.7	9/31	29.0	8/13	61.5	12	25	37	15	9	5	2	19	21
ESP-LTU	Round of 16	102-94	FOR	33/75	44.0	26/44	59.1	7/31	22.6	29/32	90.6	15	22	37	21	8	9	0	23	28
			AGN	31/61	50.8	20/31	64.5	11/30	36.7	21/24	87.5	9	30	39	14	20	3	2	28	23
ESP-FIN	Quarter-Finals	100-90	FOR	37/72	51.4	25/39	64.1	12/33	36.4	14/16	87.5	12	19	31	25	9	12	2	22	20
			AGN	31/56	55.4	22/34	64.7	9/22	40.9	19/24	79.2	8	25	33	25	19	5	3	20	20

## Cumulative statistics

### EST - Estonia After 5 games

No	Name	GP	MIN	MPG	Field Goals		2 Points		3 Points		Free Throws		Rebounds			AS	TO	ST	BS	PF	FD	+/-	PTS	PPG
					M/A	%	M/A	%	M/A	%	M/A	%	OR	DR	TOT									
0	DRELL Henri	5	24:41	24:56	17/37	46	9/17	53	8/20	40	1/1	100	3	22	25	9	11	7	4	13	7	-3	43	8.6
2	RAIESTE Sander	5	78:24	15:40	5/16	31	4/8	50	1/8	13	4/4	100	3	11	14	6	7	3	7	5	-3	15	3.0	
7	SOKK Sten	3	11:58	03:59	1/5	20	1/3	33	0/2	0			1	1	2	1	1	1	1	1	-7	2	0.7	
9	TASS Matthias	5	60:38	12:07	4/8	50	4/8	50			1/2	50	3	5	8	5	8	3	3	6	3	-17	9	1.8
11	VEENE Siim-Sander	5	06:14	21:14	20/43	47	10/18	56	10/25	40	7/8	88	2	6	8	5	3	3	1	11	8		57	11.4
15	KOTSAR Maik-Kalev	5	33:31	26:42	25/55	45	25/54	46	0/1	0	11/18	61	12	16	28	10	6	8	4	11	21	1	61	12.2
20	NURGER Rauno	1	02:58	02:58									1	1								-3		
21	JOESAAR Janari	5	05:44	21:08	15/37	41	9/16	56	6/21	29	6/7	86	5	14	19	7	4	2		12	10	-26	42	8.4
22	DORBEK Martin	5	37:26	07:29	0/3	0	0/3	0			2/2	100	7	7	2			1	6	1	6	2	0.4	
33	KITSING Kristjan	5	96:00	19:12	11/24	46	1/6	17	10/18	56	16/17	94	3	6	9	2	4	1	7	8	-9	48	9.6	
44	KRIISA Kerr	5	22:06	24:25	17/44	39	5/13	38	12/31	39	8/10	80	1	8	9	29	15	2		12	18	27	54	10.8
77	KULLAMAE Kristian	5	20:20	24:04	14/44	32	11/23	48	3/21	14	4/4	100	1	13	14	23	14	4		11	4	-36	35	7.0
Team / Coach																								
Totals					129/316	41	79/169	47	50/147	34	60/73	82	46	125	171	100	77	34	13	98	86	-14.0	368	73.6
Opponents					142/308	46	107/191	56	35/117	30	63/87	72	46	140	186	92	74	51	20	86	95	14.0	382	76.4

### AVERAGES PER GAME

	EST	Opponents
Points from Turnovers	84	82
Points in the Paints	126	182
Second Chance Points	39	36
Fast Break Points	50	75
Bench Points	111	157

	EST	Opponents
Total Field Goals Made	25.8	28.4
2 Points Field Goals Made	15.8	21.4
3 Points Field Goals Made	10.0	7.0
Free Throws Made	12.0	12.6
Offensive Rebounds	9.2	9.2
Defensive Rebounds	25.0	28.0
Total Rebounds	34.2	37.2
Assists	20.0	18.4
Fouls	19.6	17.2
Turnovers	15.4	14.8
Steals	6.8	10.2
Blocked Shots	2.6	4.0
Points from Turnovers	16.8	16.4
Points in the Paints	25.2	36.4
Second Chance Points	7.8	7.2
Fast Break Points	10.0	15.0
Bench Points	22.2	31.4

Games	Phase	Score		Field Goals		2 Points		3 Points		Free Throws		Rebounds			AS	TO	ST	BS	PF	FD
				M/A	%	M/A	%	M/A	%	M/A	%	OR	DR	TOT						
ITA-EST	Group Phase	83-62	FOR	23/59	39.0	14/31	45.2	9/28	32.1	7/7	100.0	6	22	28	19	16	8	1	16	12
			AGN	33/67	49.3	23/37	62.2	10/30	33.3	7/9	77.8	12	30	42	24	13	10	2	12	16
EST-UKR	Group Phase	73-74	FOR	23/64	35.9	15/38	39.5	8/26	30.8	19/22	86.4	8	22	30	19	8	6	3	15	21
			AGN	28/55	50.9	23/33	69.7	5/22	22.7	13/20	65.0	6	31	37	19	15	6	4	20	15
CRO-EST	Group Phase	73-70	FOR	25/66	37.9	15/31	48.4	10/35	28.6	10/18	55.6	11	22	33	19	13	7	3	21	20
			AGN	26/59	44.1	20/39	51.3	6/20	30.0	15/21	71.4	13	33	46	16	18	9	3	20	21
EST-GBR	Group Phase	94-62	FOR	33/62	53.2	19/31	61.3	14/31	45.2	14/15	93.3	9	32	41	26	18	8	5	18	14
			AGN	25/67	37.3	21/46	45.7	4/21	19.0	8/10	80.0	9	19	28	14	15	11	4	14	18
EST-GRE	Group Phase	69-90	FOR	25/65	38.5	16/38	42.1	9/27	33.3	10/11	90.9	12	27	39	17	22	5	1	28	19
			AGN	30/60	50.0	20/36	55.6	10/24	41.7	20/27	74.1	6	27	33	19	13	15	7	20	25

#### GLOBAL PARTNERS



Cumulative statistics

FIN - Finland  
After 7 games

No	Name	GP	MIN	MPG	Field Goals		2 Points		3 Points		Free Throws		Rebounds			AS	TO	ST	BS	PF	FD	+/-	PTS	PPG
					M/A	%	M/A	%	M/A	%	M/A	%	OR	DR	TOT									
1	LITTLE Miro	7	58:36	08:22	6/18	33	4/10	40	2/8	25	3/4	75	2	4	6	15	7		8	6		17	2.4	
7	HUFF Shawn	7	23:42	17:40	14/32	44	10/16	63	4/16	25	2/3	67	6	10	16	7	2	2	18	5	21	34	4.9	
9	SALIN Sasu	7	75:39	25:05	27/55	49	5/8	63	22/47	47	8/10	80	2	20	22	18	11	11	12	20	18	84	12.0	
11	KOPONEN Petteri	7	00:02	14:17	10/21	48	2/5	40	8/16	50	7/7	100	1	5	6	14	4	3	8	5	-1	35	5.0	
14	KANTONEN Henri	7	02:28	14:38	10/23	43	5/10	50	5/13	38			3	13	16	14	2	3	13	1	28	25	3.6	
18	JANTUNEN Mikael	7	55:02	22:08	16/32	50	11/22	50	5/10	50	6/7	86	8	20	28	12	10	4	2	26	19	-3	43	6.1
19	VALTONEN Elias	7	42:59	20:25	18/42	43	12/27	44	6/15	40	5/5	100	11	11	22	8	10	5	5	16	7	4	47	6.7
20	MADSEN Alexander	7	29:15	18:27	17/31	55	11/17	65	6/14	43	6/11	55	9	15	24	10	12	2	3	24	11	8	46	6.6
21	MAXHUNI Edon	7	53:01	21:51	22/54	41	14/27	52	8/27	30	10/10	100	5	8	13	27	24	7	15	10	1	62	8.9	
23	MARKKANEN Lauri	7	98:52	28:24	65/120	54	48/78	62	17/42	40	48/53	91	10	47	57	17	10	11	3	10	45	42	195	27.9
35	SEPPALA Ilari	5	51:59	10:23	4/12	33	1/2	50	3/10	30	5/5	100	1	1	2	12	3		8	4	10	16	3.2	
41	PALMI Topias	4	33:25	08:21	4/13	31	2/7	29	2/6	33	2/2	100	1	4	5	3	1		3	3	7	12	3.0	
Team / Coach																								
Totals					213/453	47	125/229	55	88/224	39	102/117	87	72	167	239	157	99	45	18	161	136	27.0	616	88.0
Opponents					202/434	46	142/261	54	60/173	35	125/161	78	75	172	247	151	94	51	14	142	159	-27.0	589	84.1

AVERAGES PER GAME

	FIN	Opponents
Points from Turnovers	109	128
Points in the Paints	200	246
Second Chance Points	86	86
Fast Break Points	110	59
Bench Points	198	235

	FIN	Opponents
Total Field Goals Made	30.4	28.9
2 Points Field Goals Made	17.9	20.3
3 Points Field Goals Made	12.6	8.6
Free Throws Made	14.6	17.9
Offensive Rebounds	10.3	10.7
Defensive Rebounds	23.9	24.6
Total Rebounds	34.1	35.3
Assists	22.4	21.6
Fouls	23.0	20.3
Turnovers	14.1	13.4
Steals	6.4	7.3
Blocked Shots	2.6	2.0
Points from Turnovers	15.6	18.3
Points in the Paints	28.6	35.1
Second Chance Points	12.3	12.3
Fast Break Points	15.7	8.4
Bench Points	28.3	33.6

Games	Phase	Score		Field Goals		2 Points		3 Points		Free Throws		Rebounds			AS	TO	ST	BS	PF	FD
				M/A	%	M/A	%	M/A	%	M/A	%	OR	DR	TOT						
ISR-FIN	Group Phase	89-87	FOR	28/67	41.8	16/36	44.4	12/31	38.7	19/20	95.0	15	35	50	21	18	5	4	22	21
			AGN	30/78	38.5	20/45	44.4	10/33	30.3	19/26	73.1	19	25	44	26	9	10	3	21	22
FIN-POL	Group Phase	89-59	FOR	31/65	47.7	14/27	51.9	17/38	44.7	10/12	83.3	8	25	33	27	11	4	2	25	20
			AGN	16/51	31.4	10/30	33.3	6/21	28.6	21/31	67.7	11	26	37	15	18	6	1	20	24
SRB-FIN	Group Phase	100-70	FOR	26/63	41.3	17/30	56.7	9/33	27.3	9/10	90.0	9	19	28	21	19	6	1	18	16
			AGN	37/65	56.9	25/37	67.6	12/28	42.9	14/17	82.4	10	27	37	30	13	10	1	16	18
FIN-CZE	Group Phase	98-88	FOR	29/61	47.5	14/29	48.3	15/32	46.9	25/29	86.2	9	24	33	21	17	9	7	29	26
			AGN	30/62	48.4	22/43	51.2	8/19	42.1	20/24	83.3	9	25	34	24	17	4	1	27	29
FIN-NED	Group Phase	88-67	FOR	32/67	47.8	18/31	58.1	14/36	38.9	10/11	90.9	12	19	31	24	8	9	0	20	17
			AGN	24/53	45.3	20/36	55.6	4/17	23.5	15/20	75.0	9	23	32	13	15	5	5	17	20
FIN-CRO	Round of 16	94-86	FOR	36/74	48.6	24/42	57.1	12/32	37.5	10/11	90.9	11	20	31	18	7	7	1	27	16
			AGN	28/53	52.8	20/31	64.5	8/22	36.4	22/27	81.5	5	27	32	18	13	4	1	19	26
ESP-FIN	Quarter-Finals	100-90	FOR	31/56	55.4	22/34	64.7	9/22	40.9	19/24	79.2	8	25	33	25	19	5	3	20	20
			AGN	37/72	51.4	25/39	64.1	12/33	36.4	14/16	87.5	12	19	31	25	9	12	2	22	20



Cumulative statistics

FRA - France  
After 6 games

No	Name	GP	MIN	MPG	Field Goals		2 Points		3 Points		Free Throws		Rebounds			AS	TO	ST	BS	PF	FD	+/-	PTS	PPG	
					M/A	%	M/A	%	M/A	%	M/A	%	OR	DR	TOT										
0	OKOBO Elie	6	73:52	12:18	6/21	29	3/11	27	3/10	30	2/3	67	2	5	7	5	6	3	10	6	-41	17	2.8		
2	M'BAYE Amath	4	75:37	18:54	11/24	46	5/9	56	6/15	40			6	6	6	1	1		5	1	-10	28	7.0		
3	LUWAWU-CABARROT Timothe	6	14:34	19:05	10/28	36	6/16	38	4/12	33	3/3	100	4	16	20	7	2	1	16	4	-42	27	4.5		
4	HEURTEL Thomas	6	53:35	25:35	19/44	43	10/23	43	9/21	43	4/5	80	2	16	18	43	16	8	10	3	-14	51	8.5		
7	YABUSELE Guerschon	5	24:31	24:54	28/52	54	22/41	54	6/11	55	6/9	67	6	11	17	8	12	3	9	9	18	68	13.6		
10	FOURNIER Evan	6	80:00	30:00	31/81	38	18/38	47	13/43	30	13/19	68	2	14	16	18	12	6	16	19	30	88	14.7		
11	MALEDON Theo	2	17:51	08:55	2/8	25	2/2	100	0/6	0	4/5	80	2	2	2	2			1	4	-3	8	4.0		
17	POIRIER Vincent	6	75:28	12:34	15/25	60	15/25	60			11/12	92	8	14	22	2	6	2	11	11	-18	41	6.8		
21	ALBICY Andrew	6	92:02	15:20	3/7	43	2/3	67	1/4	25	2/4	50	8	8	14	6	7		9	7	15	9	1.5		
22	TARPEY Terry	6	08:04	18:00	9/17	53	4/8	50	5/9	56	6/6	100	5	13	18	9	5	13	3	9	6	58	29	4.8	
27	GOBERT Rudy	6	62:54	27:09	32/51	63	32/49	65	0/2	0	20/33	61	19	43	62	4	17	4	6	16	28	52	84	14.0	
93	FALL Moustapha	5	46:32	09:18	6/9	67	6/9	67			6/6	100	3	6	9	2	5	1	10	8	-30	18	3.6		
Team / Coach													10 7 17			8									
Totals					172/367	47	125/234	53	47/133	35	77/105	73	61	161	222	120	103	48	15	123	106	3.0	468	78.0	
Opponents					161/371	43	105/199	53	56/172	33	87/104	84	47	140	187	94	92	51	15	112	120	-3.0	465	77.5	

AVERAGES PER GAME

	FRA	Opponents
Points from Turnovers	89	113
Points in the Paints	226	176
Second Chance Points	68	41
Fast Break Points	68	53
Bench Points	176	137

	FRA	Opponents
Total Field Goals Made	28.7	26.8
2 Points Field Goals Made	20.8	17.5
3 Points Field Goals Made	7.8	9.3
Free Throws Made	12.8	14.5
Offensive Rebounds	10.2	7.8
Defensive Rebounds	26.8	23.3
Total Rebounds	37.0	31.2
Assists	20.0	15.7
Fouls	20.5	18.7
Turnovers	17.2	15.3
Steals	8.0	8.5
Blocked Shots	2.5	2.5
Points from Turnovers	14.8	18.8
Points in the Paints	37.7	29.3
Second Chance Points	11.3	6.8
Fast Break Points	11.3	8.8
Bench Points	29.3	22.8

Games	Phase	Score		Field Goals		2 Points		3 Points		Free Throws		Rebounds			AS	TO	ST	BS	PF	FD
				M/A	%	M/A	%	M/A	%	M/A	%	OR	DR	TOT						
FRA-GER	Group Phase	63-76	FOR	20/52	38.5	13/31	41.9	7/21	33.3	16/24	66.7	8	27	35	14	17	6	3	14	21
			AGN	29/65	44.6	19/33	57.6	10/32	31.3	8/8	100.0	8	23	31	17	9	10	1	21	14
LTU-FRA	Group Phase	73-77	FOR	27/60	45.0	20/42	47.6	7/18	38.9	16/19	84.2	7	23	30	14	9	11	4	21	17
			AGN	25/58	43.1	18/35	51.4	7/23	30.4	16/18	88.9	9	29	38	16	17	2	2	17	21
FRA-HUN	Group Phase	78-74	FOR	27/52	51.9	20/33	60.6	7/19	36.8	17/20	85.0	8	28	36	24	20	4	1	21	20
			AGN	25/60	41.7	14/31	45.2	11/29	37.9	13/19	68.4	9	16	25	15	17	11	2	21	21
BIH-FRA	Group Phase	68-81	FOR	31/70	44.3	23/48	47.9	8/22	36.4	11/16	68.8	21	25	46	20	18	12	4	20	14
			AGN	24/59	40.7	18/34	52.9	6/25	24.0	14/16	87.5	10	22	32	15	19	8	5	16	20
FRA-SLO	Group Phase	82-88	FOR	32/61	52.5	22/31	71.0	10/30	33.3	8/12	66.7	5	25	30	26	18	6	1	24	15
			AGN	30/61	49.2	22/34	64.7	8/27	29.6	20/23	87.0	5	25	30	11	14	9	2	16	22
TUR-FRA	Round of 16	86-87	FOR	35/72	48.6	27/49	55.1	8/23	34.8	9/14	64.3	12	33	45	22	21	9	2	23	19
			AGN	28/68	41.2	14/32	43.8	14/36	38.9	16/20	80.0	6	25	31	20	16	11	3	21	22

GLOBAL PARTNERS



Cumulative statistics

GBR - Great Britain  
After 5 games

No	Name	GP	MIN	MPG	Field Goals		2 Points		3 Points		Free Throws		Rebounds			AS	TO	ST	BS	PF	FD	+/-	PTS	PPG	
					M/A	%	M/A	%	M/A	%	M/A	%	OR	DR	TOT										
0	OLASENI Gabriel	5	39:55	27:59	14/34	41	14/34	41			15/16	94	17	18	35	6	11	4	6	18	14	-82	43	8.6	
00	SOKO Ovie	3	62:43	20:54	7/25	28	7/23	30	0/2	0	10/14	71	5	8	13	7	5	2		9	9	-30	24	8.0	
3	MOCKFORD Benjamin	5	61:41	12:20	2/13	15	0/4	0	2/9	22					3		2		4	1	-63	6	1.2		
6	NELSON Luke	5	35:40	27:08	20/58	34	8/25	32	12/33	36	4/8	50	2	13	15	23	13	6	8	11	-82	56	11.2		
10	CLARK Dan	5	79:51	15:58	6/26	23	4/10	40	2/16	13	4/6	67		8	8	5	11	5	4	3	-60	18	3.6		
13	BIGBY-WILLIAMS Kavell	4	26:21	06:35	4/11	36	4/11	36				3	8	11		1	1			1	-16	8	2.0		
22	HESSON Myles	5	37:02	27:24	27/69	39	19/43	44	8/26	31	11/15	73	6	15	21	9	17	3	1	12	23	-94	73	14.6	
23	LAUTIER-OGUNLEYE Dwayne	4	31:39	07:54	2/7	29	1/4	25	1/3	33	0/1	0		6	6		2	1		1	3	-19	5	1.3	
24	WHEATLE Carl	5	44:21	28:52	14/33	42	10/22	45	4/11	36	10/12	83	9	25	34	12	6	4		11	13	-76	42	8.4	
32	WHELAN Patrick	5	91:20	18:16	13/34	38	7/14	50	6/20	30	1/1	100	3	5	8	7	5		4	3	-61	33	6.6		
33	ANDERSON Jamell	3	34:16	11:25	3/8	38	2/4	50	1/4	25			1	1	2		2	3	1	4		-29	7	2.3	
77	VAN OOSTRUM Devon	4	55:11	13:47	2/14	14	2/8	25	0/6	0	2/2	100		8	8	8	4	1	1	4	3	-48	6	1.5	
Team / Coach													15 10 25			1									
Totals					114/332 34		78/202 39		36/130 28		57/75 76		61 125 186 80 78 32 9			80 84		84		-132.0 321		64.2			
Opponents					163/326 50		103/174 59		60/152 40		67/82 82		44 156 200 129 60 46 24			86 80		80		132.0 453		90.6			

AVERAGES PER GAME

	GBR	Opponents
Points from Turnovers	51	119
Points in the Paints	114	188
Second Chance Points	52	29
Fast Break Points	40	89
Bench Points	92	206

	GBR	Opponents
Total Field Goals Made	22.8	32.6
2 Points Field Goals Made	15.6	20.6
3 Points Field Goals Made	7.2	12.0
Free Throws Made	11.4	13.4
Offensive Rebounds	12.2	8.8
Defensive Rebounds	25.0	31.2
Total Rebounds	37.2	40.0
Assists	16.0	25.8
Fouls	16.0	17.2
Turnovers	15.6	12.0
Steals	6.4	9.2
Blocked Shots	1.8	4.8
Points from Turnovers	10.2	23.8
Points in the Paints	22.8	37.6
Second Chance Points	10.4	5.8
Fast Break Points	8.0	17.8
Bench Points	18.4	41.2

Games	Phase	Score		Field Goals		2 Points		3 Points		Free Throws		Rebounds			AS	TO	ST	BS	PF	FD
				M/A	%	M/A	%	M/A	%	M/A	%	OR	DR	TOT						
UKR-GBR	Group Phase	90-61	FOR	22/66	33.3	13/44	29.5	9/22	40.9	8/14	57.1	14	29	43	15	20	5	2	15	16
			AGN	33/74	44.6	21/40	52.5	12/34	35.3	12/16	75.0	13	30	43	22	9	10	5	16	16
GBR-CRO	Group Phase	65-86	FOR	22/72	30.6	16/47	34.0	6/25	24.0	15/16	93.8	11	25	36	17	11	6	1	19	16
			AGN	31/62	50.0	23/34	67.6	8/28	28.6	16/20	80.0	7	39	46	24	15	8	6	17	19
GBR-GRE	Group Phase	77-93	FOR	26/63	41.3	19/40	47.5	7/23	30.4	18/23	78.3	12	25	37	24	16	8	1	17	21
			AGN	35/66	53.0	23/37	62.2	12/29	41.4	11/13	84.6	8	25	33	27	12	11	6	21	16
EST-GBR	Group Phase	94-62	FOR	25/67	37.3	21/46	45.7	4/21	19.0	8/10	80.0	9	19	28	14	15	11	4	14	18
			AGN	33/62	53.2	19/31	61.3	14/31	45.2	14/15	93.3	9	32	41	26	18	8	5	18	14
GBR-ITA	Group Phase	56-90	FOR	19/64	29.7	9/25	36.0	10/39	25.6	8/12	66.7	15	27	42	10	16	2	1	15	13
			AGN	31/62	50.0	17/32	53.1	14/30	46.7	14/18	77.8	7	30	37	30	6	9	2	14	15

GLOBAL PARTNERS



Cumulative statistics

GEO - Georgia  
After 5 games

No	Name	GP	MIN	MPG	Field Goals		2 Points		3 Points		Free Throws		Rebounds			AS	TO	ST	BS	PF	FD	+/-	PTS	PPG														
					M/A	%	M/A	%	M/A	%	M/A	%	OR	DR	TOT																							
4	ANDRONIKASHVILI Rati	5	27:41	25:32	19/44	43	17/30	57	2/14	14	4/6	67	4	8	12	10	6	4	1	11	9	-19	44	8.8														
5	MAMUKELASHVILI Alexander	5	75:03	35:00	28/62	45	21/41	51	7/21	33	13/13	100	17	38	55	12	11	3	3	10	13	-20	76	15.2														
6	JINTCHARADZE Kakhaber	5	77:49	15:33	4/16	25	3/8	38	1/8	13	2/2	100	3	8	11	2	2	2	10	2	-12	11	2.2															
7	BURJANADZE Beka	4	46:38	11:39	2/15	13	1/7	14	1/8	13	7/11	64	2	6	8	3	1	1	2	8	-5	12	3.0															
8	TSINTSADZE George	5	43:59	08:47	2/10	20	1/4	25	1/6	17			4	4	5	6	1	4	4	-22	5	1.0																
9	SHERMADINI Giorgi	5	19:08	23:49	21/34	62	21/34	62			11/15	73	10	20	30	5	8	3	7	13	16	-25	53	10.6														
10	SANADZE Duda	5	43:49	28:45	16/46	35	6/17	35	10/29	34	9/10	90	1	15	16	7	11	3	15	16	-35	51	10.2															
17	BERISHVILI Mikhail	2	10:27	05:13	2/4	50			2/4	50			1	1	2	1			3		-2	6	3.0															
18	BOKOLISHVILI Merab	4	25:39	06:24	2/4	50	1/2	50	1/2	50			1	1		1			3		-14	5	1.3															
25	MCFADDEN Thaddus	5	74:30	34:54	21/63	33	6/11	55	15/52	29	18/22	82	2	12	14	20	13	2	2	9	19	-30	75	15.0														
33	BEKAURI Beka	4	37:00	09:15	1/4	25	1/4	25			1/2	50	1	6	7	1	4	1	1	7	2	-21	3	0.8														
35	BITADZE Goga	4	93:17	23:19	14/26	54	13/19	68	1/7	14	11/17	65	12	13	25	7	5	1	5	8	17	-15	40	10.0														
Team / Coach													8 10 18			3																						
Totals					132/328		40		91/177		51		41/151		27		76/98		78		61 142		203		73 71		21		19 98		106		-44.0		381		76.2	
Opponents					158/360		44		102/199		51		56/161		35		53/79		67		66 133		199		99 52		32 6		113 91		44.0		425		85.0			

AVERAGES PER GAME

	GEO	Opponents
Points from Turnovers	20	25
Points in the Paints	170	172
Second Chance Points	58	57
Fast Break Points	35	38
Bench Points	86	170

	GEO	Opponents
Total Field Goals Made	26.4	31.6
2 Points Field Goals Made	18.2	20.4
3 Points Field Goals Made	8.2	11.2
Free Throws Made	15.2	10.6
Offensive Rebounds	12.2	13.2
Defensive Rebounds	28.4	26.6
Total Rebounds	40.6	39.8
Assists	14.6	19.8
Fouls	19.6	22.6
Turnovers	14.2	10.4
Steals	4.2	6.4
Blocked Shots	3.8	1.2
Points from Turnovers	4.0	5.0
Points in the Paints	34.0	34.4
Second Chance Points	11.6	11.4
Fast Break Points	7.0	7.6
Bench Points	17.2	34.0

Games	Phase	Score		Field Goals		2 Points		3 Points		Free Throws		Rebounds			AS	TO	ST	BS	PF	FD
				M/A	%	M/A	%	M/A	%	M/A	%	OR	DR	TOT						
BEL-GEO	Group Phase	79-76	FOR	25/59	42.4	17/30	56.7	8/29	27.6	18/26	69.2	11	33	44	17	20	5	6	23	26
			AGN	26/66	39.4	14/34	41.2	12/32	37.5	15/24	62.5	10	26	36	12	15	11	1	27	21
GEO-ESP	Group Phase	64-90	FOR	24/59	40.7	15/35	42.9	9/24	37.5	7/12	58.3	12	21	33	14	14	2	2	23	19
			AGN	36/74	48.6	27/46	58.7	9/28	32.1	9/12	75.0	16	23	39	23	4	7	1	20	22
TUR-GEO	Group Phase	83-88	FOR	35/84	41.7	27/46	58.7	8/38	21.1	10/13	76.9	13	35	48	13	14	9	2	22	20
			AGN	30/79	38.0	23/46	50.0	7/33	21.2	16/22	72.7	14	31	45	19	11	5	2	23	18
GEO-BUL	Group Phase	80-92	FOR	25/67	37.3	17/31	54.8	8/36	22.2	22/23	95.7	14	29	43	14	13	2	4	14	21
			AGN	34/72	47.2	15/33	45.5	19/39	48.7	5/10	50.0	11	26	37	25	12	6	1	21	14
GEO-MNE	Group Phase	73-81	FOR	23/59	39.0	15/35	42.9	8/24	33.3	19/24	79.2	11	24	35	15	10	3	5	16	20
			AGN	32/69	46.4	23/40	57.5	9/29	31.0	8/11	72.7	15	27	42	20	10	3	1	22	16

GLOBAL PARTNERS



Cumulative statistics

GER - Germany  
After 7 games

No	Name	GP	MIN	MPG	Field Goals		2 Points		3 Points		Free Throws		Rebounds			AS	TO	ST	BS	PF	FD	+/-	PTS	PPG
					M/A	%	M/A	%	M/A	%	M/A	%	OR	DR	TOT									
4	LO Maodo	7	70:43	24:23	28/57	49	9/18	50	19/39	49	14/19	74	3	9	12	20	6	3		11	16	26	89	12.7
5	GIFFEY Niels	7	20:59	17:17	20/33	61	13/17	76	7/16	44	4/6	67	3	13	16	5	4	3		10	8	19	51	7.3
6	WEILER-BABB Nick	5	76:49	15:21	5/13	38	4/6	67	1/7	14	2/2	100	1	7	8	3	1	1		7	2	-18	13	2.6
7	VOIGTMANN Johannes	7	72:19	24:37	14/35	40	10/18	56	4/17	24	4/6	67	12	38	50	17	7	1	2	18	10	49	36	5.1
9	WAGNER Franz	7	78:20	25:28	41/78	53	24/45	53	17/33	52	15/16	94	4	25	29	8	14	6	5	18	21	56	114	16.3
10	THEIS Daniel	6	35:09	22:31	21/46	46	17/33	52	4/13	31	5/8	63	10	30	40	8	7	1	2	22	7	20	51	8.5
17	SCHRODER Dennis	6	96:17	32:42	42/106	40	31/64	48	11/42	26	26/29	90	1	15	16	43	18	5	1	13	30	40	121	20.2
18	WOHLFARTH-BOTTERMANN Jonas	7	51:38	07:22	6/9	67	6/9	67			1/2	50	6	7	13	1	5	4	5	15	7	8	13	1.9
21	HOLLATZ Justus	3	26:46	08:55	2/6	33	1/3	33	1/3	33			1	1	2	11	3		3	2	23	5	1.7	
32	THIEMANN Johannes	7	53:03	21:51	17/30	57	13/21	62	4/9	44	22/23	96	8	15	23	5	5	6	2	18	22	38	60	8.6
42	OBST Andreas	7	38:25	19:46	25/49	51	7/12	58	18/37	49	12/14	86	3	13	16	4	2	5		15	8	55	80	11.4
43	SENGFELDER Christian	2	29:32	14:46	9/15	60	5/8	63	4/7	57			1	4	5	2			3	1	29	22	11.0	
Team / Coach																								
Totals					230/477	48	140/254	55	90/223	40	105/125	84	71	192	263	127	75	36	17	155	134	69.0	655	93.6
Opponents					212/458	46	159/288	55	53/170	31	109/147	74	66	177	243	111	78	43	20	139	148	-69.0	586	83.7

AVERAGES PER GAME

	GER	Opponents
Points from Turnovers	97	90
Points in the Paints	238	282
Second Chance Points	77	85
Fast Break Points	33	39
Bench Points	266	183

	GER	Opponents
Total Field Goals Made	32.9	30.3
2 Points Field Goals Made	20.0	22.7
3 Points Field Goals Made	12.9	7.6
Free Throws Made	15.0	15.6
Offensive Rebounds	10.1	9.4
Defensive Rebounds	27.4	25.3
Total Rebounds	37.6	34.7
Assists	18.1	15.9
Fouls	22.1	19.9
Turnovers	10.7	11.1
Steals	5.1	6.1
Blocked Shots	2.4	2.9
Points from Turnovers	13.9	12.9
Points in the Paints	34.0	40.3
Second Chance Points	11.0	12.1
Fast Break Points	4.7	5.6
Bench Points	38.0	26.1

Games	Phase	Score		Field Goals		2 Points		3 Points		Free Throws		Rebounds			AS	TO	ST	BS	PF	FD
				M/A	%	M/A	%	M/A	%	M/A	%	OR	DR	TOT						
FRA-GER	Group Phase	63-76	FOR	29/65	44.6	19/33	57.6	10/32	31.3	8/8	100.0	8	23	31	17	9	10	1	21	14
			AGN	20/52	38.5	13/31	41.9	7/21	33.3	16/24	66.7	8	27	35	14	17	6	3	14	21
GER-BIH	Group Phase	92-82	FOR	29/64	45.3	18/38	47.4	11/26	42.3	23/25	92.0	11	31	42	18	14	2	6	20	21
			AGN	33/69	47.8	27/45	60.0	6/24	25.0	10/17	58.8	9	24	33	19	8	8	5	24	19
LTU-GER	Group Phase	107-109	FOR	42/90	46.7	29/51	56.9	13/39	33.3	12/15	80.0	14	28	42	15	7	4	2	33	22
			AGN	36/78	46.2	29/53	54.7	7/25	28.0	28/35	80.0	16	34	50	20	12	4	3	23	31
GER-SLO	Group Phase	80-88	FOR	24/61	39.3	12/24	50.0	12/37	32.4	20/25	80.0	6	27	33	17	13	3	0	22	21
			AGN	30/65	46.2	23/38	60.5	7/27	25.9	21/26	80.8	9	32	41	10	10	6	2	21	21
HUN-GER	Group Phase	71-106	FOR	40/64	62.5	22/29	75.9	18/35	51.4	8/11	72.7	8	27	35	25	9	5	2	16	17
			AGN	29/57	50.9	24/43	55.8	5/14	35.7	8/9	88.9	2	16	18	13	11	4	2	17	16
GER-MNE	Round of 16	85-79	FOR	30/60	50.0	21/37	56.8	9/23	39.1	16/20	80.0	8	26	34	19	12	5	2	19	20
			AGN	30/67	44.8	18/37	48.6	12/30	40.0	7/9	77.8	11	23	34	16	11	9	2	21	19
GER-GRE	Quarter-Finals	107-96	FOR	36/73	49.3	19/42	45.2	17/31	54.8	18/21	85.7	16	30	46	16	11	7	4	24	19
			AGN	34/70	48.6	25/41	61.0	9/29	31.0	19/27	70.4	11	21	32	19	9	6	3	19	21

Cumulative statistics

GRE - Greece  
After 7 games

No	Name	GP	MIN	MPG	Field Goals		2 Points		3 Points		Free Throws		Rebounds			AS	TO	ST	BS	PF	FD	+/-	PTS	PPG
					M/A	%	M/A	%	M/A	%	M/A	%	OR	DR	TOT									
2	DORSEY Tyler	7	58:35	22:39	29/66	44	12/24	50	17/42	40	20/25	80	3	13	16	8	9	8	1	9	13	16	95	13.6
4	LOUNTZIS Michail	5	46:03	09:12	5/12	42	2/4	50	3/8	38	7/9	78	4	4	6	3	2	2	5	10	22	20	4.0	
5	LARENTZAKIS Giannoulis	7	71:00	10:08	14/26	54	6/7	86	8/19	42	7/10	70	1	6	7	4	1	8	1	11	8	32	43	6.1
7	AGRAVANIS Dimitrios	7	31:21	18:45	14/29	48	6/13	46	8/16	50	8/11	73	8	18	26	8	7	7	5	14	9	11	44	6.3
8	CALATHES Nick	7	64:26	23:29	24/55	44	16/29	55	8/26	31	1/3	33	5	17	22	35	9	5		16	7	19	57	8.1
10	SLOUKAS Kostas	7	53:08	21:52	22/44	50	12/23	52	10/21	48	16/17	94	1	10	11	20	11	6	1	6	10	39	70	10.0
14	PAPAGIANNIS Georgios	6	05:56	17:39	19/31	61	19/31	61			1/1	100	6	15	21	3	5	4	4	10	2	45	39	6.5
16	PAPANIKOLAOU Kostas	7	79:09	25:35	15/36	42	6/9	67	9/27	33	10/14	71	12	26	38	13	4	11	2	11	14	38	49	7.0
19	PAPAPETROU Ioannis	7	30:31	18:38	9/29	31	6/14	43	3/15	20	11/14	79	4	11	15	7	2	2	9	11	32	32	4.6	
34	ANTETOKOUNMPO Giannis	6	69:55	28:19	60/106	57	55/81	68	5/25	20	51/65	78	10	43	53	28	15	9	5	10	53	27	176	29.3
37	ANTETOKOUNMPO Kostas	2	12:45	06:22	0/3	0	0/3	0																
43	ANTETOKOUNMPO Thanasis	7	77:11	11:01	8/22	36	6/12	50	2/10	20	3/5	60	4	7	11	5	1	2	5	16	4	18	21	3.0
Team / Coach																								
Totals					219/459	48	146/250	58	73/209	35	135/174	78	68	183	251	137	71	64	30	124	142	60.0	646	92.3
Opponents					213/472	45	138/276	50	75/196	38	85/102	83	75	188	263	139	102	35	14	154	118	-60.0	586	83.7

AVERAGES PER GAME

	GRE	Opponents
Points from Turnovers	116	69
Points in the Paints	250	226
Second Chance Points	79	78
Fast Break Points	119	49
Bench Points	234	195

	GRE	Opponents
Total Field Goals Made	31.3	30.4
2 Points Field Goals Made	20.9	19.7
3 Points Field Goals Made	10.4	10.7
Free Throws Made	19.3	12.1
Offensive Rebounds	9.7	10.7
Defensive Rebounds	26.1	26.9
Total Rebounds	35.9	37.6
Assists	19.6	19.9
Fouls	17.7	22.0
Turnovers	10.1	14.6
Steals	9.1	5.0
Blocked Shots	4.3	2.0
Points from Turnovers	16.6	9.9
Points in the Paints	35.7	32.3
Second Chance Points	11.3	11.1
Fast Break Points	17.0	7.0
Bench Points	33.4	27.9

Games	Phase	Score		Field Goals		2 Points		3 Points		Free Throws		Rebounds			AS	TO	ST	BS	PF	FD
				M/A	%	M/A	%	M/A	%	M/A	%	OR	DR	TOT						
CRO-GRE	Group Phase	85-89	FOR	30/77	39.0	20/44	45.5	10/33	30.3	19/25	76.0	16	28	44	17	9	11	5	14	16
			AGN	32/63	50.8	22/36	61.1	10/27	37.0	11/13	84.6	4	33	37	15	18	5	2	18	13
GRE-ITA	Group Phase	85-81	FOR	27/60	45.0	14/25	56.0	13/35	37.1	18/23	78.3	7	31	38	14	10	6	5	18	20
			AGN	26/71	36.6	13/32	40.6	13/39	33.3	16/19	84.2	15	27	42	20	10	5	3	21	17
GBR-GRE	Group Phase	77-93	FOR	35/66	53.0	23/37	62.2	12/29	41.4	11/13	84.6	8	25	33	27	12	11	6	21	16
			AGN	26/63	41.3	19/40	47.5	7/23	30.4	18/23	78.3	12	25	37	24	16	8	1	17	21
GRE-UKR	Group Phase	99-79	FOR	34/59	57.6	27/39	69.2	7/20	35.0	24/30	80.0	6	28	34	25	10	8	1	15	22
			AGN	32/71	45.1	23/43	53.5	9/28	32.1	6/6	100.0	9	21	30	15	12	2	2	22	14
EST-GRE	Group Phase	69-90	FOR	30/60	50.0	20/36	55.6	10/24	41.7	20/27	74.1	6	27	33	19	13	15	7	20	25
			AGN	25/65	38.5	16/38	42.1	9/27	33.3	10/11	90.9	12	27	39	17	22	5	1	28	19
GRE-CZE	Round of 16	94-88	FOR	29/67	43.3	17/28	60.7	12/39	30.8	24/29	82.8	14	23	37	16	8	7	3	17	22
			AGN	36/66	54.5	26/45	57.8	10/21	47.6	6/9	66.7	7	25	32	32	13	3	1	24	15
GER-GRE	Quarter-Finals	107-96	FOR	34/70	48.6	25/41	61.0	9/29	31.0	19/27	70.4	11	21	32	19	9	6	3	19	21
			AGN	36/73	49.3	19/42	45.2	17/31	54.8	18/21	85.7	16	30	46	16	11	7	4	24	19

GLOBAL PARTNERS



Cumulative statistics

HUN - Hungary  
After 5 games

No	Name	GP	MIN	MPG	Field Goals		2 Points		3 Points		Free Throws		Rebounds			AS	TO	ST	BS	PF	FD	+/-	PTS	PPG
					M/A	%	M/A	%	M/A	%	M/A	%	OR	DR	TOT									
1	HOPKINS Mikael	5	02:39	20:31	15/37	41	10/24	42	5/13	38	6/6	100	4	15	19	6	5	6	3	15	10	-53	41	8.2
5	ALLEN Rosco	5	02:03	20:24	11/24	46	9/18	50	2/6	33	5/6	83	2	10	12	2	3	4	13	4	6	-82	29	5.8
6	KELLER Akos	5	77:39	15:31	11/24	46	9/19	47	2/5	40	1/6	17	3	8	11	2	5	2	4	10	6	-34	25	5.0
8	HANGA Adam	2	57:26	28:43	12/29	41	7/14	50	5/15	33	5/9	56	2	9	11	5	3		2	8	2	34	17.0	
9	VOJVODA David	5	41:36	28:19	22/54	41	15/29	52	7/25	28	3/4	75		3	3	16	6	6	11	10	-72	54	10.8	
11	BENKE Szilard	5	20:44	24:08	18/35	51	10/20	50	8/15	53	3/3	100	4	11	15	11	6	7	2	13	10	-107	47	9.4
12	SOMOGYI Adam	3	52:37	17:32	9/16	56	6/10	60	3/6	50	2/2	100	2	3	5	4	2		5	5	-40	23	7.7	
14	GOLOMAN Gyorgy	3	33:29	11:09	3/6	50	2/4	50	1/2	50	5/7	71	2	4	6	1	3	3	4	6	-6	12	4.0	
15	FERENCZ Csaba	3	51:20	17:06	2/7	29	1/2	50	1/5	20	0/2	0	2	4	6	1		1	1	5	1	-21	5	1.7
20	PERL Zoltan	5	08:35	21:43	18/48	38	16/39	41	2/9	22	13/15	87	5	13	18	19	3	7	2	8	16	9	51	10.2
22	EILINGSFELD Janos	5	84:10	16:50	14/24	58	12/17	71	2/7	29	6/8	75	7	7	14	3	4	1		7	6	-1	36	7.2
25	VARADI Benedek	4	67:42	16:55	10/21	48	7/11	64	3/10	30	2/2	100	4	4	8	10	5	3		4	4	-30	25	6.3
Team / Coach																								
Totals					145/325	45	104/207	50	41/118	35	51/70	73	41	97	138	80	52	37	15	98	86	-87.0	382	76.4
Opponents					172/330	52	116/189	61	56/141	40	69/87	79	67	142	209	121	61	19	11	87	95	87.0	469	93.8


AVERAGES PER GAME

	HUN	Opponents
Points from Turnovers	86	60
Points in the Paints	188	212
Second Chance Points	40	67
Fast Break Points	48	49
Bench Points	167	173

	HUN	Opponents
Total Field Goals Made	29.0	34.4
2 Points Field Goals Made	20.8	23.2
3 Points Field Goals Made	8.2	11.2
Free Throws Made	10.2	13.8
Offensive Rebounds	8.2	13.4
Defensive Rebounds	19.4	28.4
Total Rebounds	27.6	41.8
Assists	16.0	24.2
Fouls	19.6	17.4
Turnovers	10.4	12.2
Steals	7.4	3.8
Blocked Shots	3.0	2.2
Points from Turnovers	17.2	12.0
Points in the Paints	37.6	42.4
Second Chance Points	8.0	13.4
Fast Break Points	9.6	9.8
Bench Points	33.4	34.6

Games	Phase	Score		Field Goals		2 Points		3 Points		Free Throws		Rebounds			AS	TO	ST	BS	PF	FD
				M/A	%	M/A	%	M/A	%	M/A	%	OR	DR	TOT						
BIH-HUN	Group Phase	95-85	FOR	34/72	47.2	24/43	55.8	10/29	34.5	7/12	58.3	12	22	34	19	10	7	3	23	16
			AGN	34/69	49.3	25/47	53.2	9/22	40.9	18/25	72.0	17	25	42	23	9	3	4	16	22
HUN-SLO	Group Phase	88-103	FOR	34/74	45.9	23/49	46.9	11/25	44.0	9/12	75.0	9	26	35	21	8	9	5	17	14
			AGN	38/78	48.7	22/38	57.9	16/40	40.0	11/14	78.6	16	32	48	25	11	4	4	15	17
FRA-HUN	Group Phase	78-74	FOR	25/60	41.7	14/31	45.2	11/29	37.9	13/19	68.4	9	16	25	15	17	11	2	21	21
			AGN	27/52	51.9	20/33	60.6	7/19	36.8	17/20	85.0	8	28	36	24	20	4	1	21	20
HUN-LTU	Group Phase	64-87	FOR	23/62	37.1	19/41	46.3	4/21	19.0	14/18	77.8	9	17	26	12	6	6	3	20	19
			AGN	33/67	49.3	27/42	64.3	6/25	24.0	15/17	88.2	18	30	48	24	12	3	0	19	19
HUN-GER	Group Phase	71-106	FOR	29/57	50.9	24/43	55.8	5/14	35.7	8/9	88.9	2	16	18	13	11	4	2	17	16
			AGN	40/64	62.5	22/29	75.9	18/35	51.4	8/11	72.7	8	27	35	25	9	5	2	16	17

GLOBAL PARTNERS



Cumulative statistics

ISR - Israel  
After 5 games

No	Name	GP	MIN	MPG	Field Goals		2 Points		3 Points		Free Throws		Rebounds			AS	TO	ST	BS	PF	FD	+/-	PTS	PPG																		
					M/A	%	M/A	%	M/A	%	M/A	%	OR	DR	TOT																											
4	SORKIN Roman	5	74:18	14:51	14/27	52	14/27	52			8/9	89	7	12	19	6	5	1	1	7	6	-32	36	7.2																		
7	MEKEL Gal	5	90:24	18:04	6/26	23	3/17	18	3/9	33	8/8	100	2	10	12	14	3	1		9	8	16	23	4.6																		
8	AVDIJA Deni	5	64:00	32:48	24/60	40	14/30	47	10/30	33	15/21	71	6	35	41	23	14	4	6	9	28	-18	73	14.6																		
10	PNINI Guy	5	69:50	13:58	6/17	35	0/2	0	6/15	40	4/5	80	2	2	4	3	3			9	2	-13	22	4.4																		
11	MADAR Yam	5	14:38	22:55	23/40	57	11/17	65	12/23	52	9/10	90	2	5	7	15	8	7	1	7	12	10	67	13.4																		
12	MENCO Rafael	5	73:55	14:47	10/21	48	3/5	60	7/16	44	2/2	100	2	5	7	5	2	3		10	2	-14	29	5.8																		
15	COHEN Jake	5	62:00	12:24	9/25	36	6/17	35	3/8	38	3/4	75	6	10	16	2	5	2		9	9	-7	24	4.8																		
20	ZALMANSON Idan	1	04:11	04:11	0/1	0	0/1	0							1	1				1		-6																				
30	LEVI Nimrod	5	05:15	21:03	12/33	36	10/19	53	2/14	14	2/3	67	2	9	11	5	7	4	3	14	7	1	28	5.6																		
41	GINAT Tomer	5	97:09	19:25	18/35	51	17/28	61	1/7	14	3/6	50	11	9	20	14	3	9	1	8	6	6	40	8.0																		
45	BLATT Tamir	5	89:31	17:54	9/25	36	1/3	33	8/22	36	3/4	75	1	7	8	21	7	1		7	5	-25	29	5.8																		
50	ZOOSMAN Yovel	5	79:49	15:57	8/18	44	3/6	50	5/12	42	2/2	100	3	5	8	3	3	4	2	3	2	-28	23	4.6																		
Team / Coach													12 10 22			3																										
Totals					139/328		42		82/172		48		57/156		36		59/74		80		56 120		176		111		63		36		14		93		87		-22.0		394		78.8	
Opponents					146/312		47		89/178		50		57/134		42		67/84		80		51 138		189		110		73		33		14		87		92		22.0		416		83.2	

AVERAGES PER GAME

	ISR	Opponents
Points from Turnovers	92	70
Points in the Paints	146	150
Second Chance Points	45	50
Fast Break Points	53	64
Bench Points	201	120

	ISR	Opponents
Total Field Goals Made	27.8	29.2
2 Points Field Goals Made	16.4	17.8
3 Points Field Goals Made	11.4	11.4
Free Throws Made	11.8	13.4
Offensive Rebounds	11.2	10.2
Defensive Rebounds	24.0	27.6
Total Rebounds	35.2	37.8
Assists	22.2	22.0
Fouls	18.6	17.4
Turnovers	12.6	14.6
Steals	7.2	6.6
Blocked Shots	2.8	2.8
Points from Turnovers	18.4	14.0
Points in the Paints	29.2	30.0
Second Chance Points	9.0	10.0
Fast Break Points	10.6	12.8
Bench Points	40.2	24.0

Games	Phase	Score		Field Goals		2 Points		3 Points		Free Throws		Rebounds			AS	TO	ST	BS	PF	FD
				M/A	%	M/A	%	M/A	%	M/A	%	OR	DR	TOT						
ISR-FIN	Group Phase	89-87	FOR	30/78	38.5	20/45	44.4	10/33	30.3	19/26	73.1	19	25	44	26	9	10	3	21	22
			AGN	28/67	41.8	16/36	44.4	12/31	38.7	19/20	95.0	15	35	50	21	18	5	4	22	21
NED-ISR	Group Phase	67-74	FOR	24/61	39.3	14/34	41.2	10/27	37.0	16/17	94.1	13	26	39	18	14	7	3	18	18
			AGN	24/55	43.6	15/30	50.0	9/25	36.0	10/14	71.4	4	24	28	17	15	7	3	18	18
POL-ISR	Group Phase	85-76	FOR	27/62	43.5	13/29	44.8	14/33	42.4	8/11	72.7	7	27	34	24	13	7	3	14	18
			AGN	32/64	50.0	19/34	55.9	13/30	43.3	8/13	61.5	8	27	35	26	12	7	2	18	14
ISR-SRB	Group Phase	78-89	FOR	28/61	45.9	14/28	50.0	14/33	42.4	8/9	88.9	11	19	30	20	17	5	4	21	17
			AGN	29/60	48.3	19/35	54.3	10/25	40.0	21/24	87.5	11	22	33	17	15	10	4	17	20
CZE-ISR	Group Phase	88-77	FOR	30/66	45.5	21/36	58.3	9/30	30.0	8/11	72.7	6	23	29	23	10	7	1	19	12
			AGN	33/66	50.0	20/43	46.5	13/23	56.5	9/13	69.2	13	30	43	29	13	4	1	12	19

## Cumulative statistics

### ITA - Italy After 6 games

No	Name	GP	MIN	MPG	Field Goals		2 Points		3 Points		Free Throws		Rebounds			AS	TO	ST	BS	PF	FD	+/-	PTS	PPG
					M/A	%	M/A	%	M/A	%	M/A	%	OR	DR	TOT									
0	SPISSU Marco	6	36:33	22:45	12/28	43	1/5	20	11/23	48	6/7	86	16	16	29	8	4	11	12	26	41	6.8		
1	MANNION Nico	6	78:28	13:04	14/43	33	13/24	54	1/19	5	5/6	83	2	6	8	12	8	2	5	9	-6	34	5.7	
6	BILIGHA Paul	5	41:45	08:21	4/8	50	4/8	50			2/2	100	2	4	6	1	1	3	2	5	3	25	10	2.0
7	TONUT Stefano	6	51:25	25:14	19/47	40	15/30	50	4/17	24	4/10	40	7	12	19	14	9	7	13	9	14	46	7.7	
9	MELLI Nicolò	6	50:39	25:06	29/65	45	23/47	49	6/18	33	14/18	78	10	16	26	14	8	9	6	20	24	45	78	13.0
13	FONTECCHIO Simone	6	61:23	26:53	40/80	50	21/36	58	19/44	43	16/18	89	3	20	23	17	10	11	3	6	13	53	115	19.2
16	TESSITORI Amedeo Vittorio	2	10:08	05:04	1/3	33	0/1	0	1/2	50	2/2	100	1	1						1	9	5	2.5	
17	RICCI Giampaolo	6	09:54	18:19	14/36	39	8/19	42	6/17	35	2/6	33	15	13	28	8	1	3	2	16	8	12	36	6.0
25	BALDASSO Tommaso	2	15:59	07:59	2/5	40	0/1	0	2/4	50			3	3	2	1			1			30	6	3.0
33	POLONARA Achille	6	57:34	26:15	23/43	53	10/19	53	13/24	54	11/14	79	14	28	42	15	3	9	2	10	13	5	70	11.7
54	PAJOLA Alessandro	5	75:17	15:03	4/14	29	0/3	0	4/11	36	4/6	67	3	7	10	14	3	5		10	9	28	16	3.2
70	DATOME Luigi	6	10:55	18:29	18/38	47	11/19	58	7/19	37	2/3	67	2	13	15	6		3	1	8	8	24	45	7.5
Team / Coach																								
Totals					180/410	44	106/212	50	74/198	37	68/92	74	66	154	220	132	55	56	16	110	109	53.0	502	83.7
Opponents					153/362	42	96/188	51	57/174	33	86/107	80	63	169	232	93	93	31	14	112	102	-53.0	449	74.8

### AVERAGES PER GAME

	ITA	Opponents
Points from Turnovers	105	61
Points in the Paints	184	168
Second Chance Points	55	59
Fast Break Points	71	74
Bench Points	152	116

	ITA	Opponents
Total Field Goals Made	30.0	25.5
2 Points Field Goals Made	17.7	16.0
3 Points Field Goals Made	12.3	9.5
Free Throws Made	11.3	14.3
Offensive Rebounds	11.0	10.5
Defensive Rebounds	25.7	28.2
Total Rebounds	36.7	38.7
Assists	22.0	15.5
Fouls	18.3	18.7
Turnovers	9.2	15.5
Steals	9.3	5.2
Blocked Shots	2.7	2.3
Points from Turnovers	17.5	10.2
Points in the Paints	30.7	28.0
Second Chance Points	9.2	9.8
Fast Break Points	11.8	12.3
Bench Points	25.3	19.3

Games	Phase	Score		Field Goals		2 Points		3 Points		Free Throws		Rebounds			AS	TO	ST	BS	PF	FD
				M/A	%	M/A	%	M/A	%	M/A	%	OR	DR	TOT						
ITA-EST	Group Phase	83-62	FOR	33/67	49.3	23/37	62.2	10/30	33.3	7/9	77.8	12	30	42	24	13	10	2	12	16
			AGN	23/59	39.0	14/31	45.2	9/28	32.1	7/7	100.0	6	22	28	19	16	8	1	16	12
GRE-ITA	Group Phase	85-81	FOR	26/71	36.6	13/32	40.6	13/39	33.3	16/19	84.2	15	27	42	20	10	5	3	21	17
			AGN	27/60	45.0	14/25	56.0	13/35	37.1	18/23	78.3	7	31	38	14	10	6	5	18	20
UKR-ITA	Group Phase	84-73	FOR	28/71	39.4	19/43	44.2	9/28	32.1	8/14	57.1	12	20	32	17	10	11	1	18	18
			AGN	32/58	55.2	25/41	61.0	7/17	41.2	13/19	68.4	9	32	41	18	17	6	2	19	17
ITA-CRO	Group Phase	81-76	FOR	31/72	43.1	19/39	48.7	12/33	36.4	7/11	63.6	11	23	34	19	9	10	2	17	18
			AGN	26/60	43.3	18/34	52.9	8/26	30.8	16/18	88.9	12	32	44	15	18	5	3	19	16
GBR-ITA	Group Phase	56-90	FOR	31/62	50.0	17/32	53.1	14/30	46.7	14/18	77.8	7	30	37	30	6	9	2	14	15
			AGN	19/64	29.7	9/25	36.0	10/39	25.6	8/12	66.7	15	27	42	10	16	2	1	15	13
SRB-ITA	Round of 16	86-94	FOR	31/67	46.3	15/29	51.7	16/38	42.1	16/21	76.2	9	24	33	22	7	11	6	28	25
			AGN	26/61	42.6	16/32	50.0	10/29	34.5	24/28	85.7	14	25	39	17	16	4	2	25	24

### GLOBAL PARTNERS





Cumulative statistics

LTU - Lithuania

After 6 games

No	Name	GP	MIN	MPG	Field Goals		2 Points		3 Points		Free Throws		Rebounds			AS	TO	ST	BS	PF	FD	+/-	PTS	PPG
					M/A	%	M/A	%	M/A	%	M/A	%	OR	DR	TOT									
4	ZUKAUSKAS Eigirdas	3	15:52	05:17	0/4	0	0/1	0	0/3	0						1				2		-5		
9	BRAZDEIKIS Ignas	6	34:30	22:25	24/62	39	15/37	41	9/25	36	7/10	70	9	13	22	10	13	4	2	19	8	-6	64	10.7
11	SABONIS Domantas	6	74:05	29:00	28/50	56	26/42	62	2/8	25	17/23	74	8	36	44	15	11	5		19	21	33	75	12.5
13	JOKUBAITIS Rokas	6	59:30	26:35	19/46	41	14/28	50	5/18	28	12/15	80	3	14	17	24	12	2		9	17	57	55	9.2
14	ECHODAS Martynas	5	31:37	06:19	3/7	43	3/7	43			1/1	100	5	4	9	1	2		4	4	-13	7	1.4	
17	VALANCIUNAS Jonas	6	69:59	28:19	34/60	57	33/55	60	1/5	20	28/33	85	16	47	63	10	14	1	5	11	34	32	97	16.2
19	KUZMINSKAS Mindaugas	6	06:35	17:45	19/41	46	8/19	42	11/22	50	11/16	69	6	9	15	4	5	1	1	9	10	-13	60	10.0
30	ZEMAITIS Kristupas	2	16:44	08:22	0/4	0	0/1	0	0/3	0			2	4	6	2		1	2			-6		
31	GIEDRAITIS Rokas	6	88:27	14:44	7/19	37	5/7	71	2/12	17	2/2	100	4	7	11	4	2	4		6	2	6	18	3.0
40	GRIGONIS Marius	6	61:31	26:55	27/52	52	14/20	70	13/32	41	20/21	95	2	21	23	20	12	3		15	29	13	87	14.5
43	LEKAVICIUS Lukas	6	89:22	14:53	17/25	68	13/15	87	4/10	40	8/9	89		8	8	12	8	1		15	9	-23	46	7.7
51	BUTKEVICIUS Arnas	6	26:48	21:08	7/16	44	4/6	67	3/10	30	7/7	100	5	6	11	5	4	1	4	15	4	20	24	4.0
Team / Coach																								
Totals					185/386	48	135/238	57	50/148	34	113/137	82	74	178	252	108	91	23	12	128	138	19.0	533	88.8
Opponents					186/418	44	138/257	54	48/161	30	94/119	79	62	134	196	102	54	47	20	142	126	-19.0	514	85.7

AVERAGES PER GAME

	LTU	Opponents
Points from Turnovers	64	125
Points in the Paints	216	244
Second Chance Points	106	69
Fast Break Points	22	51
Bench Points	201	184

	LTU	Opponents
Total Field Goals Made	30.8	31.0
2 Points Field Goals Made	22.5	23.0
3 Points Field Goals Made	8.3	8.0
Free Throws Made	18.8	15.7
Offensive Rebounds	12.3	10.3
Defensive Rebounds	29.7	22.3
Total Rebounds	42.0	32.7
Assists	18.0	17.0
Fouls	21.3	23.7
Turnovers	15.2	9.0
Steals	3.8	7.8
Blocked Shots	2.0	3.3
Points from Turnovers	10.7	20.8
Points in the Paints	36.0	40.7
Second Chance Points	17.7	11.5
Fast Break Points	3.7	8.5
Bench Points	33.5	30.7

Games	Phase	Score		Field Goals		2 Points		3 Points		Free Throws		Rebounds			AS	TO	ST	BS	PF	FD
				M/A	%	M/A	%	M/A	%	M/A	%	OR	DR	TOT						
SLO-LTU	Group Phase	92-85	FOR	32/65	49.2	24/46	52.2	8/19	42.1	13/20	65.0	11	26	37	14	16	6	3	20	24
			AGN	36/69	52.2	26/41	63.4	10/28	35.7	10/17	58.8	10	25	35	25	13	11	5	24	20
LTU-FRA	Group Phase	73-77	FOR	25/58	43.1	18/35	51.4	7/23	30.4	16/18	88.9	9	29	38	16	17	2	2	17	21
			AGN	27/60	45.0	20/42	47.6	7/18	38.9	16/19	84.2	7	23	30	14	9	11	4	21	17
LTU-GER	Group Phase	107-109	FOR	36/78	46.2	29/53	54.7	7/25	28.0	28/35	80.0	16	34	50	20	12	4	3	23	31
			AGN	42/90	46.7	29/51	56.9	13/39	33.3	12/15	80.0	14	28	42	15	7	4	2	33	22
HUN-LTU	Group Phase	64-87	FOR	33/67	49.3	27/42	64.3	6/25	24.0	15/17	88.2	18	30	48	24	12	3	0	19	19
			AGN	23/62	37.1	19/41	46.3	4/21	19.0	14/18	77.8	9	17	26	12	6	6	3	20	19
LTU-BIH	Group Phase	87-70	FOR	28/57	49.1	17/31	54.8	11/26	42.3	20/23	87.0	11	29	40	20	14	5	2	21	20
			AGN	25/62	40.3	18/38	47.4	7/24	29.2	13/18	72.2	7	19	26	15	11	6	6	21	20
ESP-LTU	Round of 16	102-94	FOR	31/61	50.8	20/31	64.5	11/30	36.7	21/24	87.5	9	30	39	14	20	3	2	28	23
			AGN	33/75	44.0	26/44	59.1	7/31	22.6	29/32	90.6	15	22	37	21	8	9	0	23	28

GLOBAL PARTNERS



Cumulative statistics

MNE - Montenegro  
After 6 games

No	Name	GP	MIN	MPG	Field Goals		2 Points		3 Points		Free Throws		Rebounds			AS	TO	ST	BS	PF	FD	+/-	PTS	PPG						
					M/A	%	M/A	%	M/A	%	M/A	%	OR	DR	TOT															
0	VUCELIJC Zoran	3	19:20	06:26	1/3	33	1/2	50	0/1	0	2/2	100	1	1	2					4	2	-7	4	1.3						
2	ILIC Aleksa	5	25:49	05:09	2/5	40	2/5	40					2	5	7		1	2	2		-3	4	0.8							
3	MIHAILOVIC Vladimir	6	52:03	25:20	30/65	46	21/41	51	9/24	38	11/12	92	3	16	19	16	16	2		18	20	14	80	13.3						
4	PAVLICEVIC Nikola																													
8	RADONCIC Dino	5	07:45	21:33	9/16	56	9/10	90	0/6	0	5/7	71	4	20	24	5	4	5		10	7	-22	23	4.6						
9	SIMONOVIC Marko	6	17:56	19:39	18/36	50	13/26	50	5/10	50	11/15	73	9	16	25	6	10	5	1	16	10	-17	52	8.7						
11	RADOVIC Nemanja	6	42:50	23:48	20/54	37	18/44	41	2/10	20	4/7	57	16	17	33	4	4	2	12	6	4	46	7.7							
14	DUBLJEVIC Bojan	6	72:32	28:45	37/71	52	24/40	60	13/31	42	4/5	80	14	21	35	11	10	5	1	19	27	1	91	15.2						
19	NIKOLIC Zoran	4	19:38	04:54									2	4	6		3	1	1	4		7								
22	DROBNJAK Igor	6	12:51	18:48	19/37	51	13/21	62	6/16	38	5/8	63	3	8	11	10	2	2	1	10	8	20	49	8.2						
30	POPOVIC Petar	6	23:35	20:35	8/25	32	6/10	60	2/15	13	2/2	100		10	10	7	6	7	1	7	4	-12	20	3.3						
55	PERRY Kendrick	6	05:41	34:16	33/72	46	19/30	63	14/42	33	11/12	92	2	11	13	43	8	13	2	12	21		91	15.2						
Team / Coach													11 5 16			6														
Totals					177/384		46		126/229		55		51/155		33		55/70		79		67 134		201		102 69 45		11 116 105		-3.0 460 76.7	
Opponents					168/357		47		110/192		57		58/165		35		69/89		78		55 142		197		105 80 34		19 107 109		3.0 463 77.2	

AVERAGES PER GAME

	MNE	Opponents
Points from Turnovers	39	39
Points in the Paints	232	194
Second Chance Points	57	43
Fast Break Points	40	38
Bench Points	182	167

	MNE	Opponents
Total Field Goals Made	29.5	28.0
2 Points Field Goals Made	21.0	18.3
3 Points Field Goals Made	8.5	9.7
Free Throws Made	9.2	11.5
Offensive Rebounds	11.2	9.2
Defensive Rebounds	22.3	23.7
Total Rebounds	33.5	32.8
Assists	17.0	17.5
Fouls	19.3	17.8
Turnovers	11.5	13.3
Steals	7.5	5.7
Blocked Shots	1.8	3.2
Points from Turnovers	6.5	6.5
Points in the Paints	38.7	32.3
Second Chance Points	9.5	7.2
Fast Break Points	6.7	6.3
Bench Points	30.3	27.8

Games	Phase	Score		Field Goals		2 Points		3 Points		Free Throws		Rebounds			AS	TO	ST	BS	PF	FD
				M/A	%	M/A	%	M/A	%	M/A	%	OR	DR	TOT						
TUR-MNE	Group Phase	72-68	FOR	28/57	49.1	21/33	63.6	7/24	29.2	5/8	62.5	6	24	30	22	13	7	1	17	15
			AGN	28/61	45.9	18/32	56.3	10/29	34.5	6/8	75.0	8	22	30	14	12	6	3	15	17
MNE-BEL	Group Phase	76-70	FOR	27/59	45.8	18/38	47.4	9/21	42.9	13/13	100.0	9	21	30	14	13	7	1	22	20
			AGN	26/53	49.1	20/29	69.0	6/24	25.0	12/16	75.0	8	21	29	15	14	4	5	21	21
BUL-MNE	Group Phase	81-91	FOR	36/71	50.7	28/46	60.9	8/25	32.0	11/15	73.3	15	24	39	17	8	6	4	15	18
			AGN	31/64	48.4	17/24	70.8	14/40	35.0	5/7	71.4	7	21	28	23	12	6	3	18	14
MNE-ESP	Group Phase	65-82	FOR	24/61	39.3	18/35	51.4	6/26	23.1	11/14	78.6	11	15	26	13	14	13	2	19	17
			AGN	30/60	50.0	19/35	54.3	11/25	44.0	11/14	78.6	13	28	41	19	20	10	1	18	17
GEO-MNE	Group Phase	73-81	FOR	32/69	46.4	23/40	57.5	9/29	31.0	8/11	72.7	15	27	42	20	10	3	1	22	16
			AGN	23/59	39.0	15/35	42.9	8/24	33.3	19/24	79.2	11	24	35	15	10	3	5	16	20
GER-MNE	Round of 16	85-79	FOR	30/67	44.8	18/37	48.6	12/30	40.0	7/9	77.8	11	23	34	16	11	9	2	21	19
			AGN	30/60	50.0	21/37	56.8	9/23	39.1	16/20	80.0	8	26	34	19	12	5	2	19	20

Cumulative statistics

NED - Netherlands

After 5 games

No	Name	GP	MIN	MPG	Field Goals		2 Points		3 Points		Free Throws		Rebounds			AS	TO	ST	BS	PF	FD	+/-	PTS	PPG			
					M/A	%	M/A	%	M/A	%	M/A	%	OR	DR	TOT												
0	FRANKE Yannick	3	50:55	16:58	12/32	38	6/11	55	6/21	29	14/18	78	1	4	5	9	3	2	2	17	-2	44	14.7				
1	VAN DER VUURST DE VRIES Keye	5	01:56	20:23	13/33	39	8/16	50	5/17	29	6/7	86	7	7	7	23	16	1	10	10	-61	37	7.4				
5	WILLIAMS Leon	5	18:53	23:46	10/19	53	4/6	67	6/13	46	1/2	50	3	4	7	16	3	2	8	3	-5	27	5.4				
6	DE JONG Worthy	5	52:27	30:29	30/61	49	13/23	57	17/38	45	5/7	71	7	8	15	8	9	9	2	12	7	-55	82	16.4			
9	KHERRAZI Mohamed	5	16:11	23:14	13/22	59	13/21	62	0/1	0	1/4	25	2	15	17	8	10	1	12	4	-6	27	5.4				
11	HAMMINK Shane	4	78:04	19:31	4/12	33	1/5	20	3/7	43	2/2	100	1	8	9	3	2	2	1	5	4	-39	13	3.3			
13	SCHAFTENAAR Roeland	3	29:08	09:42	4/10	40	4/10	40			4/4	100	1	8	9	1	1	1	2	4	-14	12	4.0				
14	EDWARDS Jesse	4	60:46	15:11	7/13	54	7/13	54			8/10	80	6	14	20	2	6	1	4	11	8	-2	22	5.5			
30	SCHAFTENAAR Olaf	4	45:43	11:25	3/10	30	3/4	75	0/6	0			5	5		1	1		4		-40	6	1.5				
32	HAARMS Matt	4	47:01	11:45	6/16	38	6/16	38			1/2	50	3	12	15	1	1	2	2	3	-17	13	3.3				
33	KOK Jito	5	80:21	16:04	7/12	58	7/12	58			8/11	73	3	10	13	4	5	2	4	10	12	-44	22	4.4			
90	KLOOF Charlon	5	18:35	23:43	18/38	47	11/18	61	7/20	35	11/14	79	1	5	6	12	6		13	14	-45	54	10.8				
Team / Coach													3 5 8			6											
Totals					127/278		46		83/155		54		44/123		36		61/81		75		31 105 136			87 69 22 15 91 86		-66.0 359 71.8	
Opponents					155/317		49		103/181		57		52/136		38		63/82		77		59 121 180			111 56 39 8 89 91		66.0 425 85.0	

AVERAGES PER GAME

	NED	Opponents
Points from Turnovers	71	88
Points in the Paints	132	172
Second Chance Points	27	71
Fast Break Points	34	70
Bench Points	137	166

	NED	Opponents
Total Field Goals Made	25.4	31.0
2 Points Field Goals Made	16.6	20.6
3 Points Field Goals Made	8.8	10.4
Free Throws Made	12.2	12.6
Offensive Rebounds	6.2	11.8
Defensive Rebounds	21.0	24.2
Total Rebounds	27.2	36.0
Assists	17.4	22.2
Fouls	18.2	17.8
Turnovers	13.8	11.2
Steals	4.4	7.8
Blocked Shots	3.0	1.6
Points from Turnovers	14.2	17.6
Points in the Paints	26.4	34.4
Second Chance Points	5.4	14.2
Fast Break Points	6.8	14.0
Bench Points	27.4	33.2

Games	Phase	Score		Field Goals		2 Points		3 Points		Free Throws		Rebounds			AS	TO	ST	BS	PF	FD
				M/A	%	M/A	%	M/A	%	M/A	%	OR	DR	TOT						
SRB-NED	Group Phase	100-76	FOR	30/59	50.8	17/34	50.0	13/25	52.0	3/6	50.0	8	19	27	16	16	2	1	18	11
			AGN	37/70	52.9	23/39	59.0	14/31	45.2	12/17	70.6	15	22	37	26	7	10	2	13	18
NED-ISR	Group Phase	67-74	FOR	24/55	43.6	15/30	50.0	9/25	36.0	10/14	71.4	4	24	28	17	15	7	3	18	18
			AGN	24/61	39.3	14/34	41.2	10/27	37.0	16/17	94.1	13	26	39	18	14	7	3	18	18
CZE-NED	Group Phase	88-80	FOR	26/58	44.8	17/27	63.0	9/31	29.0	19/24	79.2	6	19	25	22	9	6	1	16	21
			AGN	34/62	54.8	25/40	62.5	9/22	40.9	11/14	78.6	9	28	37	23	15	6	2	21	16
NED-POL	Group Phase	69-75	FOR	23/53	43.4	14/28	50.0	9/25	36.0	14/17	82.4	4	20	24	19	14	2	5	22	16
			AGN	28/57	49.1	23/37	62.2	5/20	25.0	14/23	60.9	10	26	36	20	12	7	1	17	22
FIN-NED	Group Phase	88-67	FOR	24/53	45.3	20/36	55.6	4/17	23.5	15/20	75.0	9	23	32	13	15	5	5	17	20
			AGN	32/67	47.8	18/31	58.1	14/36	38.9	10/11	90.9	12	19	31	24	8	9	0	20	17

GLOBAL PARTNERS



## Cumulative statistics

### POL - Poland After 6 games

No	Name	GP	MIN	MPG	Field Goals		2 Points		3 Points		Free Throws		Rebounds			AS	TO	ST	BS	PF	FD	+/-	PTS	PPG
					M/A	%	M/A	%	M/A	%	M/A	%	OR	DR	TOT									
1	ZYSKOWSKI Jaroslaw	6	02:01	17:00	5/21	24	5/16	31	0/5	0	6/9	67	2	10	12	4	3	1		9	6	-28	16	2.7
2	BALCEROWSKI Aleksander	6	36:43	22:47	33/49	67	30/37	81	3/12	25	4/6	67	9	15	24	15	14	3	4	20	13	31	73	12.2
3	SOKOLOWSKI Michal	6	78:49	29:48	25/51	49	15/25	60	10/26	38	14/22	64	7	19	26	14	8	4	15	21	2	74	12.3	
5	CEL Aaron	6	19:19	19:53	13/29	45	9/16	56	4/13	31	5/5	100		16	16	10	5	6	1	12	8	-11	35	5.8
6	SLAUGHTER A.J.	6	54:57	25:49	30/69	43	13/26	50	17/43	40	7/8	88	1	10	11	18	5	9	7	10	-16	84	14.0	
9	PONITKA Mateusz	6	58:20	26:23	24/56	43	18/35	51	6/21	29	25/34	74	6	23	29	38	14	8	2	11	33	3	79	13.2
10	KOLENDA Lukasz	4	29:13	07:18	6/11	55	5/7	71	1/4	25	4/4	100	1	2	3	1	4	2			4	-8	17	4.3
11	DZIEWA Aleksander	6	72:59	12:09	5/14	36	4/12	33	1/2	50	4/11	36	9	13	22	4	3			13	10	-19	15	2.5
13	OLEJNICZAK Dominik	5	47:06	09:25	1/4	25	1/4	25			6/6	100	2	6	8	2	6	1	2	10	3	-12	8	1.6
23	MICHALAK Michal	6	99:23	16:33	17/35	49	13/23	57	4/12	33	6/9	67	6	14	20	7	3	2	10	7	-6	44	7.3	
30	GARBACZ Jakub	6	62:52	10:28	8/17	47	2/2	100	6/15	40	4/5	80	1	7	8		2	1	5	3	-24	26	4.3	
55	SCHENK Jakub	6	38:18	06:23	4/11	36	3/7	43	1/4	25	1/1	100	1	2	3	5	3			7	3	-7	10	1.7
Team / Coach																								
Totals					171/367	47	118/210	56	53/157	34	86/120	72	62	146	208	118	76	37	9	119	121	-19.0	481	80.2
Opponents					178/359	50	108/184	59	70/175	40	74/100	74	40	141	181	145	73	35	20	122	117	19.0	500	83.3

### AVERAGES PER GAME

	POL	Opponents
Points from Turnovers	81	100
Points in the Paints	204	196
Second Chance Points	62	24
Fast Break Points	58	92
Bench Points	142	251

	Opponents	POL
Total Field Goals Made	29.7	28.5
2 Points Field Goals Made	18.0	19.7
3 Points Field Goals Made	11.7	8.8
Free Throws Made	12.3	14.3
Offensive Rebounds	6.7	10.3
Defensive Rebounds	23.5	24.3
Total Rebounds	30.2	34.7
Assists	24.2	19.7
Fouls	20.3	19.8
Turnovers	12.2	12.7
Steals	5.8	6.2
Blocked Shots	3.3	1.5
Points from Turnovers	16.7	13.5
Points in the Paints	32.7	34.0
Second Chance Points	4.0	10.3
Fast Break Points	15.3	9.7
Bench Points	41.8	23.7

Games	Phase	Score		Field Goals		2 Points		3 Points		Free Throws		Rebounds			AS	TO	ST	BS	PF	FD
				M/A	%	M/A	%	M/A	%	M/A	%	OR	DR	TOT						
POL-CZE	Group Phase	99-84	FOR	37/67	55.2	27/39	69.2	10/28	35.7	15/19	78.9	13	23	36	23	9	5	2	19	23
			AGN	31/57	54.4	21/32	65.6	10/25	40.0	12/19	63.2	7	17	24	24	12	3	2	23	18
FIN-POL	Group Phase	89-59	FOR	16/51	31.4	10/30	33.3	6/21	28.6	21/31	67.7	11	26	37	15	18	6	1	20	24
			AGN	31/65	47.7	14/27	51.9	17/38	44.7	10/12	83.3	8	25	33	27	11	4	2	25	20
POL-ISR	Group Phase	85-76	FOR	32/64	50.0	19/34	55.9	13/30	43.3	8/13	61.5	8	27	35	26	12	7	2	18	14
			AGN	27/62	43.5	13/29	44.8	14/33	42.4	8/11	72.7	7	27	34	24	13	7	3	14	18
NED-POL	Group Phase	69-75	FOR	28/57	49.1	23/37	62.2	5/20	25.0	14/23	60.9	10	26	36	20	12	7	1	17	22
			AGN	23/53	43.4	14/28	50.0	9/25	36.0	14/17	82.4	4	20	24	19	14	2	5	22	16
SRB-POL	Group Phase	96-69	FOR	27/57	47.4	19/29	65.5	8/28	28.6	7/9	77.8	7	15	22	18	15	5	1	23	16
			AGN	36/54	66.7	25/34	73.5	11/20	55.0	13/18	72.2	5	23	28	27	12	10	3	16	23
UKR-POL	Round of 16	86-94	FOR	31/71	43.7	20/41	48.8	11/30	36.7	21/25	84.0	13	29	42	16	10	7	2	22	22
			AGN	30/68	44.1	21/34	61.8	9/34	26.5	17/23	73.9	9	29	38	24	11	9	5	22	22

### GLOBAL PARTNERS



Cumulative statistics

SLO - Slovenia  
After 6 games

No	Name	GP	MIN	MPG	Field Goals		2 Points		3 Points		Free Throws		Rebounds			AS	TO	ST	BS	PF	FD	+/-	PTS	PPG
					M/A	%	M/A	%	M/A	%	M/A	%	OR	DR	TOT									
3	DRAGIC Goran	6	58:42	26:27	35/70	50	29/54	54	6/16	38	11/16	69	8	12	20	22	13	11	14	17	47	87	14.5	
4	SAMAR Ziga	4	14:43	03:40	0/1	0	0/1	0					1	2	3	2		1	7		6			
5	RUPNIK Luka	1	09:24	09:24	1/3	33			1/3	33			1	1	1	1					-11	3	3.0	
6	NIKOLIC Aleksej	5	38:28	07:41	2/9	22	0/3	0	2/6	33	2/2	100	4	4	5	1		6	4	2	8	1.6		
7	PREPELIC Klemen	6	10:34	18:25	15/35	43	6/8	75	9/27	33	14/15	93	3	9	12	9	4	2	10	12	8	53	8.8	
8	MURIC Edo	6	00:43	16:47	7/23	30	4/7	57	3/16	19	6/9	67	7	15	22	2	5	6	1	15	8	20	23	3.8
10	TOBEY Mike	5	25:02	25:00	26/44	59	22/31	71	4/13	31	3/4	75	14	21	35	3	2	3	6	11	6	68	59	11.8
11	BLAZIC Jaka	6	05:41	17:36	15/32	47	7/13	54	8/19	42	6/6	100	1	8	9	6	5		13	5	26	44	7.3	
27	DIMEC Ziga	6	64:50	10:48	7/12	58	7/12	58			1/2	50	6	5	11	2	3	3	1	14	5	-18	15	2.5
30	DRAGIC Zoran	6	03:01	17:10	12/35	34	9/22	41	3/13	23	5/6	83	7	12	19	7	4	7	8	7	13	32	5.3	
31	CANCAR Vlatko	6	71:17	28:32	20/43	47	14/25	56	6/18	33	14/14	100	9	22	31	9	3	2	5	4	9	29	60	10.0
77	DONCIC Luka	6	97:35	32:55	60/116	52	44/65	68	16/51	31	32/43	74	1	42	43	39	24	13	3	10	45	50	168	28.0
Team / Coach																								
Totals					200/423	47	142/241	59	58/182	32	94/117	80	71	161	232	107	66	48	16	113	118	48.0	552	92.0
Opponents					182/400	46	115/224	51	67/176	38	73/94	78	61	159	220	111	87	34	13	123	110	-48.0	504	84.0

AVERAGES PER GAME

	SLO	Opponents
Points from Turnovers	108	79
Points in the Paints	254	192
Second Chance Points	62	63
Fast Break Points	87	69
Bench Points	172	216

	Opponents	SLO
Total Field Goals Made	30.3	33.3
2 Points Field Goals Made	19.2	23.7
3 Points Field Goals Made	11.2	9.7
Free Throws Made	12.2	15.7
Offensive Rebounds	10.2	11.8
Defensive Rebounds	26.5	26.8
Total Rebounds	36.7	38.7
Assists	18.5	17.8
Fouls	20.5	18.8
Turnovers	14.5	11.0
Steals	5.7	8.0
Blocked Shots	2.2	2.7
Points from Turnovers	13.2	18.0
Points in the Paints	32.0	42.3
Second Chance Points	10.5	10.3
Fast Break Points	11.5	14.5
Bench Points	36.0	28.7

Games	Phase	Score		Field Goals		2 Points		3 Points		Free Throws		Rebounds			AS	TO	ST	BS	PF	FD
				M/A	%	M/A	%	M/A	%	M/A	%	OR	DR	TOT						
SLO-LTU	Group Phase	92-85	FOR	36/69	52.2	26/41	63.4	10/28	35.7	10/17	58.8	10	25	35	25	13	11	5	24	20
			AGN	32/65	49.2	24/46	52.2	8/19	42.1	13/20	65.0	11	26	37	14	16	6	3	20	24
HUN-SLO	Group Phase	88-103	FOR	38/78	48.7	22/38	57.9	16/40	40.0	11/14	78.6	16	32	48	25	11	4	4	15	17
			AGN	34/74	45.9	23/49	46.9	11/25	44.0	9/12	75.0	9	26	35	21	8	9	5	17	14
SLO-BIH	Group Phase	93-97	FOR	37/81	45.7	27/49	55.1	10/32	31.3	9/12	75.0	19	19	38	22	12	10	1	21	18
			AGN	33/71	46.5	18/41	43.9	15/30	50.0	16/17	94.1	18	27	45	19	19	7	2	19	21
GER-SLO	Group Phase	80-88	FOR	30/65	46.2	23/38	60.5	7/27	25.9	21/26	80.8	9	32	41	10	10	6	2	21	21
			AGN	24/61	39.3	12/24	50.0	12/37	32.4	20/25	80.0	6	27	33	17	13	3	0	22	21
FRA-SLO	Group Phase	82-88	FOR	30/61	49.2	22/34	64.7	8/27	29.6	20/23	87.0	5	25	30	11	14	9	2	16	22
			AGN	32/61	52.5	22/31	71.0	10/30	33.3	8/12	66.7	5	25	30	26	18	6	1	24	15
SLO-BEL	Round of 16	88-72	FOR	29/69	42.0	22/41	53.7	7/28	25.0	23/25	92.0	12	28	40	14	6	8	2	16	20
			AGN	27/68	39.7	16/33	48.5	11/35	31.4	7/8	87.5	12	28	40	14	13	3	2	21	15

GLOBAL PARTNERS



Cumulative statistics

SRB - Serbia  
After 6 games

No	Name	GP	MIN	MPG	Field Goals		2 Points		3 Points		Free Throws		Rebounds			AS	TO	ST	BS	PF	FD	+/-	PTS	PPG
					M/A	%	M/A	%	M/A	%	M/A	%	OR	DR	TOT									
7	DAVIDOVAC Dejan	5	76:47	15:21	7/16	44	4/7	57	3/9	33	2/4	50	2	8	10	7	1	1	1	6	3	31	19	3.8
9	MARINKOVIC Vanja	4	63:08	15:47	13/22	59	3/6	50	10/16	63	1/2	50	1	3	4	3	2	2	7	1	46	37	9.3	
10	KALINIC Nikola	6	53:56	25:39	22/38	58	7/13	54	15/25	60	7/9	78	5	16	21	16	5	10	1	12	15	61	66	11.0
11	LUCIC Vladimir	6	36:45	22:47	17/41	41	16/30	53	1/11	9	8/9	89	4	8	12	3	3	5	3	6	10	73	43	7.2
14	RISTIC Dusan	5	39:12	07:50	7/13	54	6/12	50	1/1	100	2/6	33	6	4	10			1	1	4	4	-13	17	3.4
15	JOKIC Nikola	6	49:59	24:59	47/71	66	41/58	71	6/13	46	30/33	91	20	40	60	26	14	11	4	15	38	90	130	21.7
16	NEDOVIC Nemanja	4	51:48	12:57	8/16	50	6/9	67	2/7	29	6/6	100		5	5	7	3	3		1	6	17	24	6.0
21	JAGODIC-KURIDZA Marko	6	15:52	19:18	8/14	57	5/8	63	3/6	50	3/5	60	6	12	18	6	3	4	1	13	8	35	22	3.7
22	MICIC Vasilije	6	61:50	26:58	29/63	46	20/33	61	9/30	30	22/28	79	1	18	19	45	11	6		9	19	75	89	14.8
23	GUDURIC Marko	6	32:03	22:00	16/37	43	10/17	59	6/20	30	11/12	92	2	8	10	13	11	6	2	15	9	11	49	8.2
25	JARAMAZ Ognjen	6	87:39	14:36	12/33	36	3/11	27	9/22	41	5/6	83	4	9	13	9	5	3	1	14	5	54	38	6.3
33	MILUTINOV Nikola	2	31:01	15:30	6/10	60	6/10	60			6/7	86	1	4	5	1	3			1	7	5	18	9.0
Team / Coach																								
Totals					192/374	51	127/214	59	65/160	41	103/127	81	65	143	208	136	68	52	14	103	125	97.0	552	92.0
Opponents					166/365	46	98/187	52	68/178	38	55/68	81	52	126	178	116	89	31	14	132	101	-97.0	455	75.8

AVERAGES PER GAME

	SRB	Opponents
Points from Turnovers	111	83
Points in the Paints	236	140
Second Chance Points	65	41
Fast Break Points	84	58
Bench Points	161	187

	Opponents	SRB
Total Field Goals Made	27.7	32.0
2 Points Field Goals Made	16.3	21.2
3 Points Field Goals Made	11.3	10.8
Free Throws Made	9.2	17.2
Offensive Rebounds	8.7	10.8
Defensive Rebounds	21.0	23.8
Total Rebounds	29.7	34.7
Assists	19.3	22.7
Fouls	22.0	17.2
Turnovers	14.8	11.3
Steals	5.2	8.7
Blocked Shots	2.3	2.3
Points from Turnovers	13.8	18.5
Points in the Paints	23.3	39.3
Second Chance Points	6.8	10.8
Fast Break Points	9.7	14.0
Bench Points	31.2	26.8

Games	Phase	Score		Field Goals		2 Points		3 Points		Free Throws		Rebounds			AS	TO	ST	BS	PF	FD
				M/A	%	M/A	%	M/A	%	M/A	%	OR	DR	TOT						
SRB-NED	Group Phase	100-76	FOR	37/70	52.9	23/39	59.0	14/31	45.2	12/17	70.6	15	22	37	26	7	10	2	13	18
			AGN	30/59	50.8	17/34	50.0	13/25	52.0	3/6	50.0	8	19	27	16	16	2	1	18	11
CZE-SRB	Group Phase	68-81	FOR	27/64	42.2	19/37	51.4	8/27	29.6	19/23	82.6	10	24	34	19	5	8	2	16	22
			AGN	24/58	41.4	16/37	43.2	8/21	38.1	12/13	92.3	8	30	38	19	15	2	1	24	16
SRB-FIN	Group Phase	100-70	FOR	37/65	56.9	25/37	67.6	12/28	42.9	14/17	82.4	10	27	37	30	13	10	1	16	18
			AGN	26/63	41.3	17/30	56.7	9/33	27.3	9/10	90.0	9	19	28	21	19	6	1	18	16
ISR-SRB	Group Phase	78-89	FOR	29/60	48.3	19/35	54.3	10/25	40.0	21/24	87.5	11	22	33	17	15	10	4	17	20
			AGN	28/61	45.9	14/28	50.0	14/33	42.4	8/9	88.9	11	19	30	20	17	5	4	21	17
SRB-POL	Group Phase	96-69	FOR	36/54	66.7	25/34	73.5	11/20	55.0	13/18	72.2	5	23	28	27	12	10	3	16	23
			AGN	27/57	47.4	19/29	65.5	8/28	28.6	7/9	77.8	7	15	22	18	15	5	1	23	16
SRB-ITA	Round of 16	86-94	FOR	26/61	42.6	16/32	50.0	10/29	34.5	24/28	85.7	14	25	39	17	16	4	2	25	24
			AGN	31/67	46.3	15/29	51.7	16/38	42.1	16/21	76.2	9	24	33	22	7	11	6	28	25

Cumulative statistics

TUR - Turkey  
After 6 games

No	Name	GP	MIN	MPG	Field Goals		2 Points		3 Points		Free Throws		Rebounds			AS	TO	ST	BS	PF	FD	+/-	PTS	PPG	
					M/A	%	M/A	%	M/A	%	M/A	%	OR	DR	TOT										
0	LARKIN Shane	5	72:02	34:24	12/36	33	4/11	36	8/25	32	14/17	82	3	15	18	35	11	7		5	21	42	46	9.2	
2	HAZER Sehmus	6	85:18	14:13	13/25	52	7/10	70	6/15	40	3/4	75	2	8	10	8	5	4		11	7	17	35	5.8	
3	SAYBIR Yigitcan	4	30:21	07:35	1/2	50	1/1	100	0/1	0	1/2	50	2	1	3	1	1		5	1	-8	3	0.8		
5	BITIM Onuralp	3	10:31	03:30	0/3	0	0/1	0	0/2	0			1	3	4	1		1		2	-13				
6	OSMAN Cedi	6	18:47	36:27	36/80	45	24/39	62	12/41	29	8/15	53	5	28	33	14	9	4	1	17	19	34	92	15.3	
10	MAHMUTOGLU Melih	6	98:34	16:25	11/28	39	3/5	60	8/23	35	4/5	80	6	6	4	1	1		6	1	1	34	5.7		
12	KABACA Sadik Emir	2	08:44	04:22	1/4	25	1/2	50	0/2	0	2/2	100	2	2					1	1	-1	4	2.0		
15	SANLI Sertac	6	55:55	25:59	16/35	46	11/20	55	5/15	33	11/11	100	9	29	38	9	4	3	1	18	12	8	48	8.0	
19	TUNCER Bugrahan	6	96:13	16:02	16/34	47	8/15	53	8/19	42	1/2	50	5	4	9	18	8		7		8	41	6.8		
22	KORKMAZ Furkan	5	51:56	30:23	22/55	40	14/29	48	8/26	31	11/13	85	1	13	14	9	10	7	2	8	11	26	63	12.6	
23	SENGUN Alperen	6	74:25	29:04	43/76	57	42/68	62	1/8	13	12/19	63	17	32	49	13	9	7	4	19	37	33	99	16.5	
24	OSMANI Ercan	6	72:14	12:02	9/15	60	6/7	86	3/8	38	3/4	75	5	5	10	2	6	5	4	13	3	-27	24	4.0	
Team / Coach													5 12 17			4									
Totals					180/393	46	121/208	58	59/185	32	70/94	74	55	158	213	114	67	39	13	114	115	24.0	489	81.5	
Opponents					182/416	44	137/237	58	45/179	25	56/77	73	74	160	234	109	78	37	9	122	104	-24.0	465	77.5	


AVERAGES PER GAME

	TUR	Opponents
Points from Turnovers	68	36
Points in the Paints	210	242
Second Chance Points	42	58
Fast Break Points	59	49
Bench Points	150	173

	Opponents	TUR
Total Field Goals Made	30.3	30.0
2 Points Field Goals Made	22.8	20.2
3 Points Field Goals Made	7.5	9.8
Free Throws Made	9.3	11.7
Offensive Rebounds	12.3	9.2
Defensive Rebounds	26.7	26.3
Total Rebounds	39.0	35.5
Assists	18.2	19.0
Fouls	20.3	19.0
Turnovers	13.0	11.2
Steals	6.2	6.5
Blocked Shots	1.5	2.2
Points from Turnovers	6.0	11.3
Points in the Paints	40.3	35.0
Second Chance Points	9.7	7.0
Fast Break Points	8.2	9.8
Bench Points	28.8	25.0

Games	Phase	Score		Field Goals		2 Points		3 Points		Free Throws		Rebounds			AS	TO	ST	BS	PF	FD
				M/A	%	M/A	%	M/A	%	M/A	%	OR	DR	TOT						
TUR-MNE	Group Phase	72-68	FOR	28/61	45.9	18/32	56.3	10/29	34.5	6/8	75.0	8	22	30	14	12	6	3	15	17
			AGN	28/57	49.1	21/33	63.6	7/24	29.2	5/8	62.5	6	24	30	22	13	7	1	17	15
BUL-TUR	Group Phase	87-101	FOR	38/67	56.7	27/37	73.0	11/30	36.7	14/17	82.4	9	28	37	29	7	5	1	17	18
			AGN	32/73	43.8	22/35	62.9	10/38	26.3	13/16	81.3	15	20	35	23	8	2	1	18	16
TUR-GEO	Group Phase	83-88	FOR	30/79	38.0	23/46	50.0	7/33	21.2	16/22	72.7	14	31	45	19	11	5	2	23	18
			AGN	35/84	41.7	27/46	58.7	8/38	21.1	10/13	76.9	13	35	48	13	14	9	2	22	20
BEL-TUR	Group Phase	63-78	FOR	30/57	52.6	22/31	71.0	8/26	30.8	10/14	71.4	6	27	33	17	12	7	2	19	19
			AGN	22/59	37.3	15/28	53.6	7/31	22.6	12/15	80.0	9	22	31	14	14	6	0	19	18
TUR-ESP	Group Phase	69-72	FOR	26/61	42.6	17/30	56.7	9/31	29.0	8/13	61.5	12	25	37	15	9	5	2	19	21
			AGN	30/71	42.3	25/46	54.3	5/25	20.0	7/11	63.6	19	26	45	15	8	4	3	23	16
TUR-FRA	Round of 16	86-87	FOR	28/68	41.2	14/32	43.8	14/36	38.9	16/20	80.0	6	25	31	20	16	11	3	21	22
			AGN	35/72	48.6	27/49	55.1	8/23	34.8	9/14	64.3	12	33	45	22	21	9	2	23	19

GLOBAL PARTNERS



Cumulative statistics

UKR - Ukraine  
After 6 games

No	Name	GP	MIN	MPG	Field Goals		2 Points		3 Points		Free Throws		Rebounds			AS	TO	ST	BS	PF	FD	+/-	PTS	PPG
					M/A	%	M/A	%	M/A	%	M/A	%	OR	DR	TOT									
5	TKACHENKO Ivan	6	31:26	21:54	18/39	46	12/14	86	6/25	24	3/3	100	6	11	17	6	9	3	1	13	4	-13	45	7.5
7	LUKASHOV Denys	5	79:03	15:48	6/17	35	4/6	67	2/11	18	1/1	100	2	10	12	20	6	2	9	2	5	15	3.0	
10	MYKHAILIUK Sviatoslav	6	75:23	29:13	36/90	40	22/49	45	14/41	34	16/19	84	3	27	30	17	13	13	1	9	15	11	102	17.0
13	BOBROV Vyacheslav	6	06:25	17:44	12/19	63	5/6	83	7/13	54	6/9	67	2	18	20	4	2	5	10	6	14	37	6.2	
23	PUSTOVYI Artem	6	77:32	12:55	17/26	65	17/26	65			5/5	100	4	8	12	4	2	3	10	9	-8	39	6.5	
25	LEN Alex	6	28:34	21:25	17/37	46	11/24	46	6/13	46	8/14	57	7	33	40	7	7	3	7	13	13	-9	48	8.0
30	SANON Issuf	6	11:48	18:38	26/58	45	17/31	55	9/27	33	12/17	71	1	7	8	19	11	5	1	14	21	-9	73	12.2
32	BLIZNYUK Bogdan	6	74:38	29:06	18/39	46	15/27	56	3/12	25	6/6	100	4	28	32	26	11	5	2	10	5	21	45	7.5
44	SKAPINTSEV Dmytro	2	21:40	10:50	2/8	25	2/7	29	0/1	0			2	4	6				5		5	4	2.0	
45	ZOTOV Vitaliy	5	37:20	07:28	2/11	18	0/2	0	2/9	22	2/4	50			4	1	1		5	5	2	8	1.6	
52	HERUN Volodymyr	5	95:23	19:04	19/26	73	19/26	73			8/12	67	6	13	19	6	6	2	2	5	12	30	46	9.2
55	SYDOROV Ilyia	6	60:48	10:08	14/25	56	9/14	64	5/11	45	3/3	100	1	1	2	8	4	1	10	4	-9	36	6.0	
Team / Coach																								
Totals					187/395	47	133/232	57	54/163	33	70/93	75	52	173	225	121	77	38	22	113	96	8.0	498	83.0
Opponents					172/405	42	115/251	46	57/154	37	89/116	77	65	157	222	109	66	46	10	97	113	-8.0	490	81.7

AVERAGES PER GAME

	UKR	Opponents
Points from Turnovers	87	81
Points in the Paints	232	188
Second Chance Points	48	57
Fast Break Points	91	73
Bench Points	234	143

	Opponents	UKR
Total Field Goals Made	28.7	31.2
2 Points Field Goals Made	19.2	22.2
3 Points Field Goals Made	9.5	9.0
Free Throws Made	14.8	11.7
Offensive Rebounds	10.8	8.7
Defensive Rebounds	26.2	28.8
Total Rebounds	37.0	37.5
Assists	18.2	20.2
Fouls	16.2	18.8
Turnovers	11.0	12.8
Steals	7.7	6.3
Blocked Shots	1.7	3.7
Points from Turnovers	13.5	14.5
Points in the Paints	31.3	38.7
Second Chance Points	9.5	8.0
Fast Break Points	12.2	15.2
Bench Points	23.8	39.0

Games	Phase	Score		Field Goals		2 Points		3 Points		Free Throws		Rebounds			AS	TO	ST	BS	PF	FD
				M/A	%	M/A	%	M/A	%	M/A	%	OR	DR	TOT						
UKR-GBR	Group Phase	90-61	FOR	33/74	44.6	21/40	52.5	12/34	35.3	12/16	75.0	13	30	43	22	9	10	5	16	16
			AGN	22/66	33.3	13/44	29.5	9/22	40.9	8/14	57.1	14	29	43	15	20	5	2	15	16
EST-UKR	Group Phase	73-74	FOR	28/55	50.9	23/33	69.7	5/22	22.7	13/20	65.0	6	31	37	19	15	6	4	20	15
			AGN	23/64	35.9	15/38	39.5	8/26	30.8	19/22	86.4	8	22	30	19	8	6	3	15	21
UKR-ITA	Group Phase	84-73	FOR	32/58	55.2	25/41	61.0	7/17	41.2	13/19	68.4	9	32	41	18	17	6	2	19	17
			AGN	28/71	39.4	19/43	44.2	9/28	32.1	8/14	57.1	12	20	32	17	10	11	1	18	18
GRE-UKR	Group Phase	99-79	FOR	32/71	45.1	23/43	53.5	9/28	32.1	6/6	100.0	9	21	30	15	12	2	2	22	14
			AGN	34/59	57.6	27/39	69.2	7/20	35.0	24/30	80.0	6	28	34	25	10	8	1	15	22
CRO-UKR	Group Phase	90-85	FOR	32/69	46.4	20/41	48.8	12/28	42.9	9/9	100.0	6	30	36	23	13	5	4	14	12
			AGN	34/74	45.9	21/46	45.7	13/28	46.4	9/11	81.8	12	29	41	17	8	9	1	12	14
UKR-POL	Round of 16	86-94	FOR	30/68	44.1	21/34	61.8	9/34	26.5	17/23	73.9	9	29	38	24	11	9	5	22	22
			AGN	31/71	43.7	20/41	48.8	11/30	36.7	21/25	84.0	13	29	42	16	10	7	2	22	22

GLOBAL PARTNERS

