

Shot Chart

SLO 87 vs 90 POL

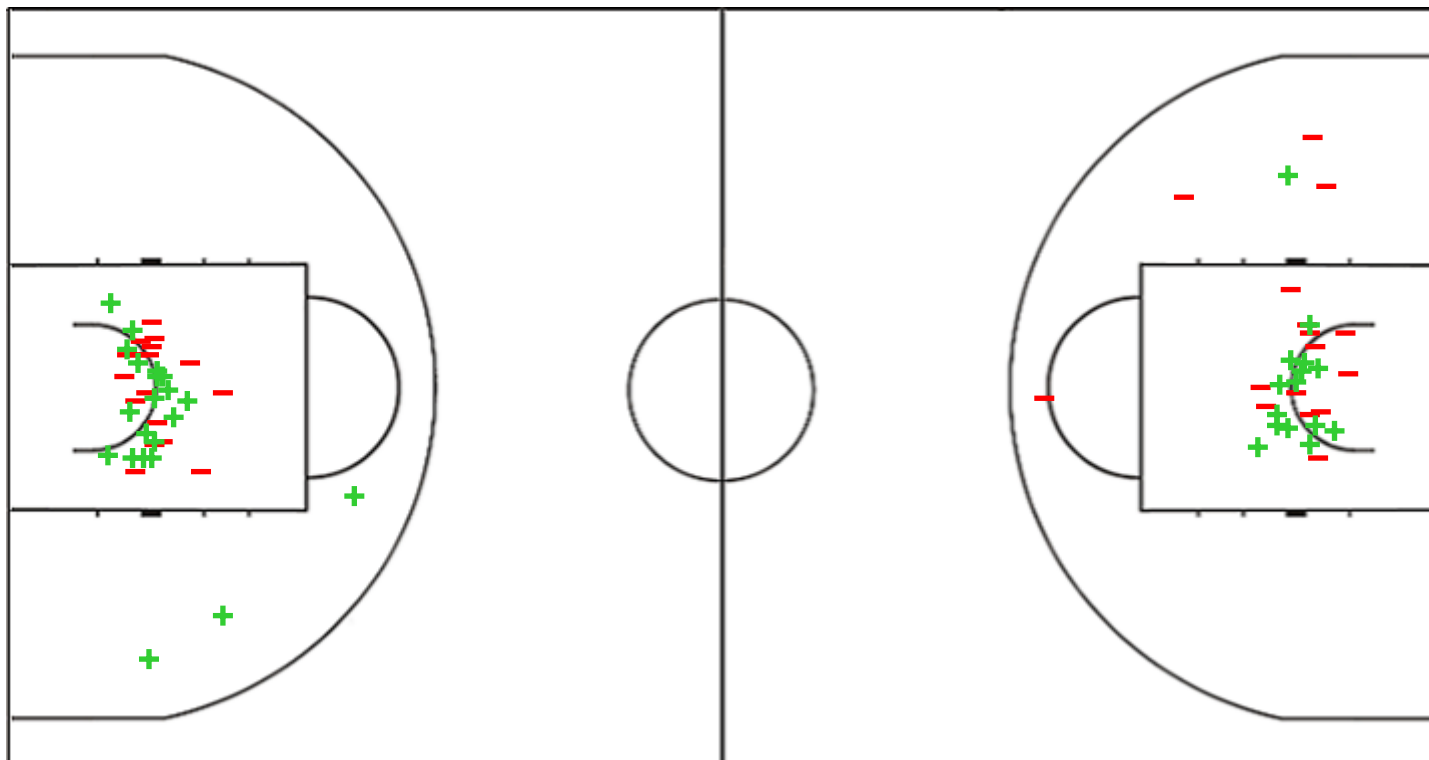
(26-29, 13-29, 24-6, 24-26)

Scoring by 5 min intervals:

	Q1		Q2		Q3		Q4	
SLO	13	26	29	39	50	63	76	87
POL	15	29	44	58	60	64	76	90

SLO - Slovenia

POL - Poland



SLO	M / A	%
Fied Goals	32 / 76	42
2 Points	21 / 38	55
3 Points	11 / 38	29
Free Throws	12 / 20	60

%	M / A	POL
41	28 / 69	Fied Goals
48	15 / 31	2 Points
34	13 / 38	3 Points
68	21 / 31	Free Throws

GLOBAL PARTNERS



Shot Chart

SLO 87 vs 90 POL

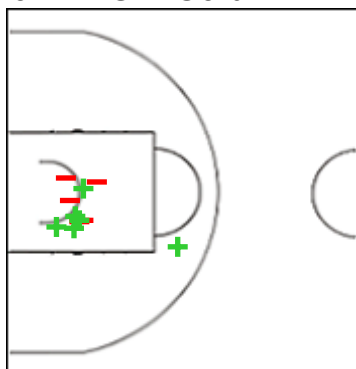
(26-29, 13-29, 24-6, 24-26)

Scoring by 5 min intervals:

	Q1		Q2		Q3		Q4	
SLO	13	26	29	39	50	63	76	87
POL	15	29	44	58	60	64	76	90

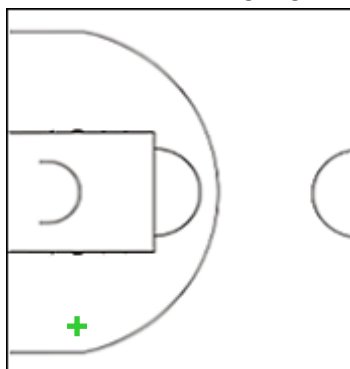
SLO - Slovenia

3 DRAGIC Goran



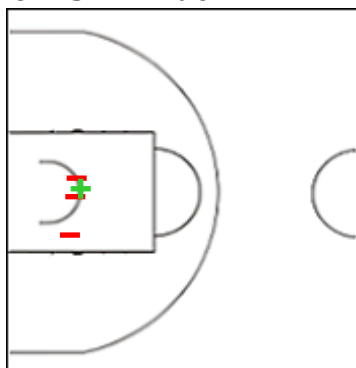
	M / A	%
Fied Goals	7 / 15	47
2 Points	6 / 11	55
3 Points	1 / 4	25
Free Throws	2 / 4	50

7 PREPELIC Klemen



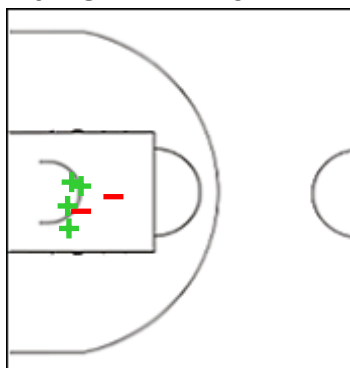
	M / A	%
Fied Goals	2 / 5	40
2 Points	1 / 1	100
3 Points	1 / 4	25
Free Throws	4 / 7	57

8 MURIC Edo



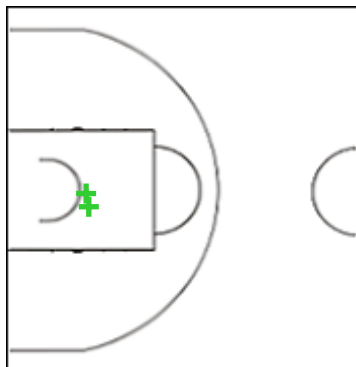
	M / A	%
Fied Goals	2 / 8	25
2 Points	1 / 4	25
3 Points	1 / 4	25
Free Throws	0 / 0	0

10 TOBEY Mike



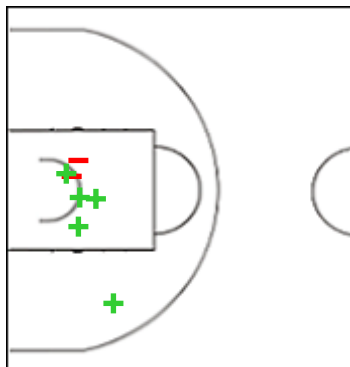
	M / A	%
Fied Goals	4 / 8	50
2 Points	4 / 6	67
3 Points	0 / 2	0
Free Throws	0 / 0	0

11 BLAZIC Jaka



	M / A	%
Fied Goals	5 / 9	56
2 Points	2 / 2	100
3 Points	3 / 7	43
Free Throws	0 / 0	0

31 CANCAR Vlatko



	M / A	%
Fied Goals	7 / 14	50
2 Points	5 / 7	71
3 Points	2 / 7	29
Free Throws	5 / 5	100

Shot Chart

SLO 87 vs 90 POL

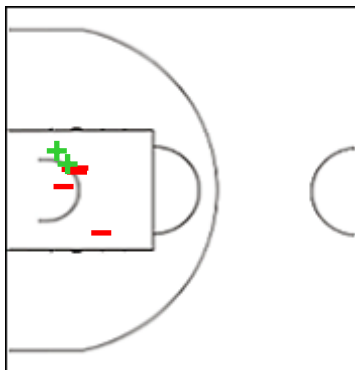
(26-29, 13-29, 24-6, 24-26)

Scoring by 5 min intervals:

	Q1		Q2		Q3		Q4	
SLO	13	26	29	39	50	63	76	87
POL	15	29	44	58	60	64	76	90


SLO - Slovenia

77 DONCIC Luka



	M / A	%
Fied Goals	5 / 15	33
2 Points	2 / 7	29
3 Points	3 / 8	38
Free Throws	1 / 4	25

GLOBAL PARTNERS



Shot Chart

SLO 87 vs 90 POL

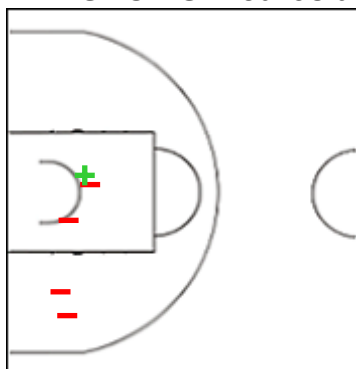
(26-29, 13-29, 24-6, 24-26)

Scoring by 5 min intervals:

	Q1		Q2		Q3		Q4	
SLO	13	26	29	39	50	63	76	87
POL	15	29	44	58	60	64	76	90

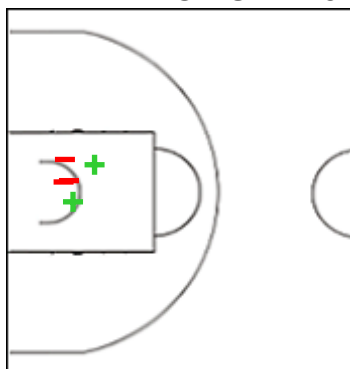
POL - Poland

1 ZYSKOWSKI Jaroslaw



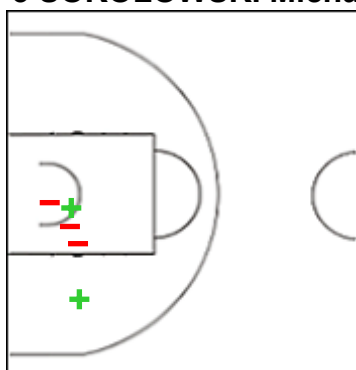
	M / A	%
Fied Goals	4 / 10	40
2 Points	1 / 5	20
3 Points	3 / 5	60
Free Throws	3 / 4	75

2 BALCEROWSKI Aleksander



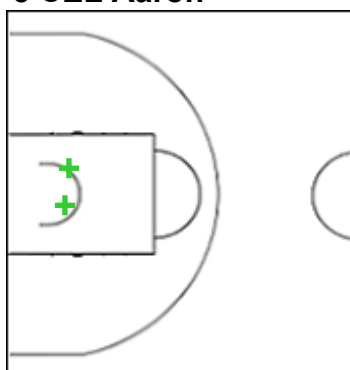
	M / A	%
Fied Goals	3 / 6	50
2 Points	2 / 5	40
3 Points	1 / 1	100
Free Throws	4 / 6	67

3 SOKOLOWSKI Michal



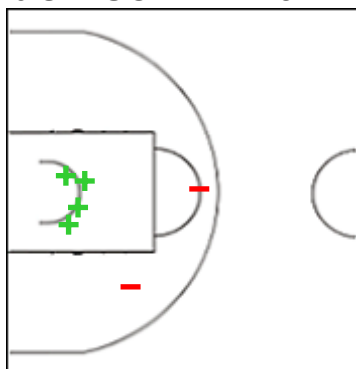
	M / A	%
Fied Goals	4 / 9	44
2 Points	2 / 5	40
3 Points	2 / 4	50
Free Throws	6 / 8	75

5 CEL Aaron



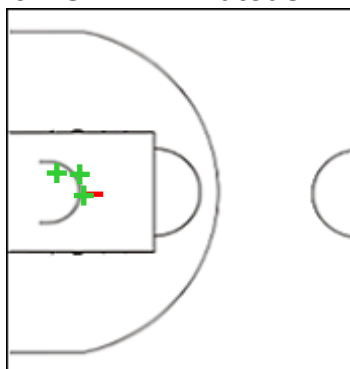
	M / A	%
Fied Goals	2 / 5	40
2 Points	2 / 2	100
3 Points	0 / 3	0
Free Throws	0 / 0	0

6 SLAUGHTER A.J.



	M / A	%
Fied Goals	6 / 14	43
2 Points	4 / 6	67
3 Points	2 / 8	25
Free Throws	2 / 3	67

9 PONITKA Mateusz



	M / A	%
Fied Goals	8 / 17	47
2 Points	3 / 4	75
3 Points	5 / 13	38
Free Throws	5 / 6	83

GLOBAL PARTNERS

Shot Chart

SLO 87 vs 90 POL

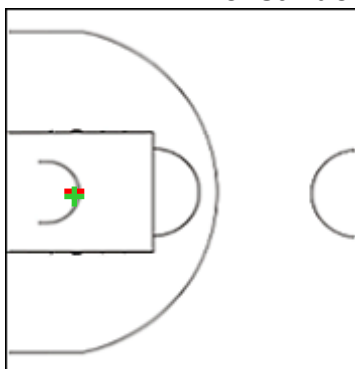
(26-29, 13-29, 24-6, 24-26)

Scoring by 5 min intervals:

	Q1		Q2		Q3		Q4	
SLO	13	26	29	39	50	63	76	87
POL	15	29	44	58	60	64	76	90

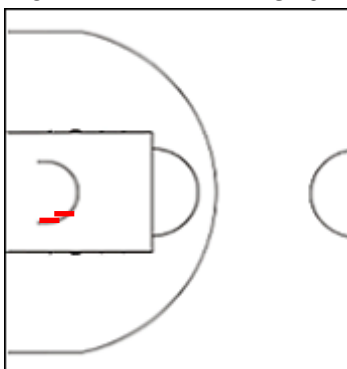
POL - Poland

11 DZIEWA Aleksander



	M / A	%
Fied Goals	1 / 2	50
2 Points	1 / 2	50
3 Points	0 / 0	0
Free Throws	1 / 2	50

23 MICHALAK Michal



	M / A	%
Fied Goals	0 / 4	0
2 Points	0 / 2	0
3 Points	0 / 2	0
Free Throws	0 / 0	0

GLOBAL PARTNERS



Shot Chart

SLO 87 vs 90 POL

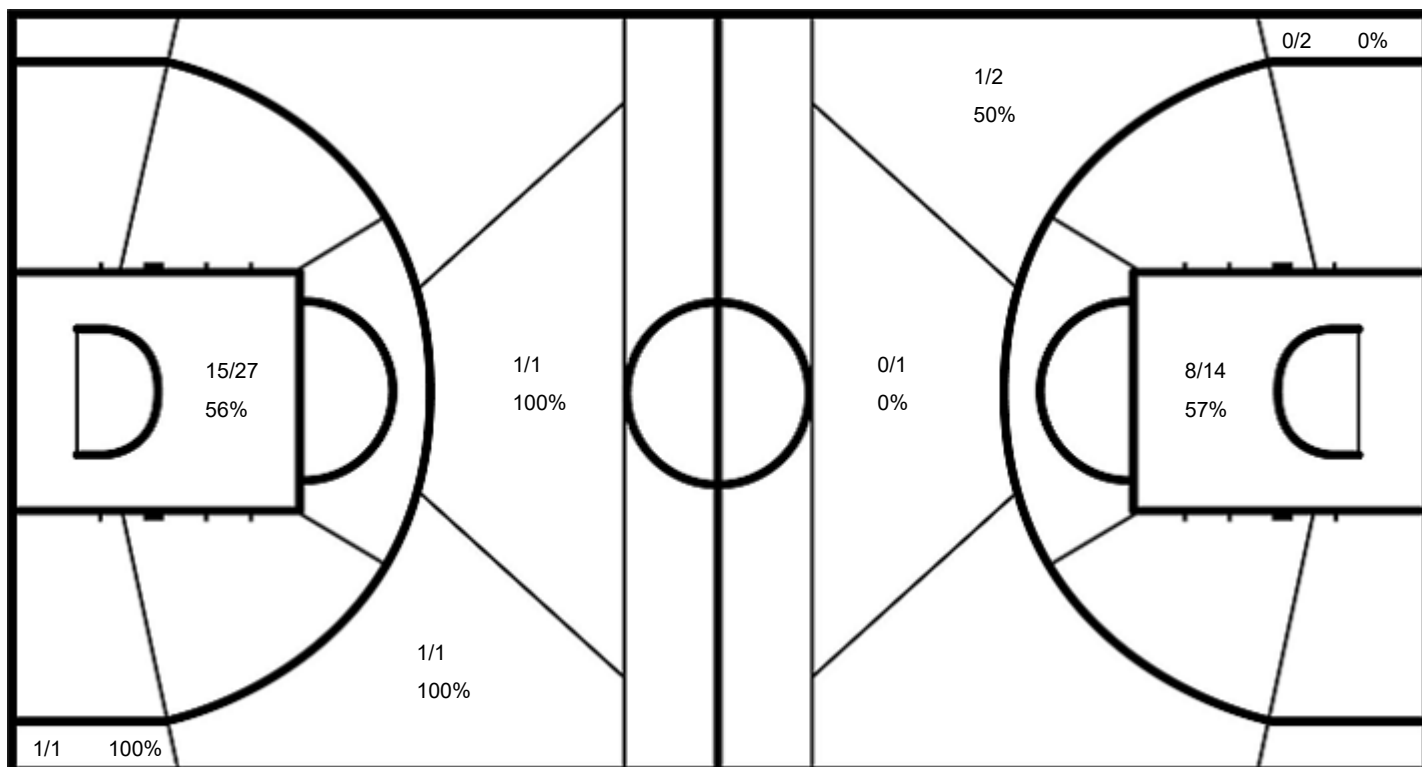
(26-29, 13-29, 24-6, 24-26)

Scoring by 5 min intervals:

	Q1		Q2		Q3		Q4	
SLO	13	26	29	39	50	63	76	87
POL	15	29	44	58	60	64	76	90

SLO - Slovenia

POL - Poland



	M / A	%
Fied Goals	32 / 76	42
2 Points	21 / 38	55
3 Points	11 / 38	29
Free Throws	12 / 20	60

%	M / A	
41	28 / 69	Fied Goals
48	15 / 31	2 Points
34	13 / 38	3 Points
68	21 / 31	Free Throws

GLOBAL PARTNERS

