

Shot Chart

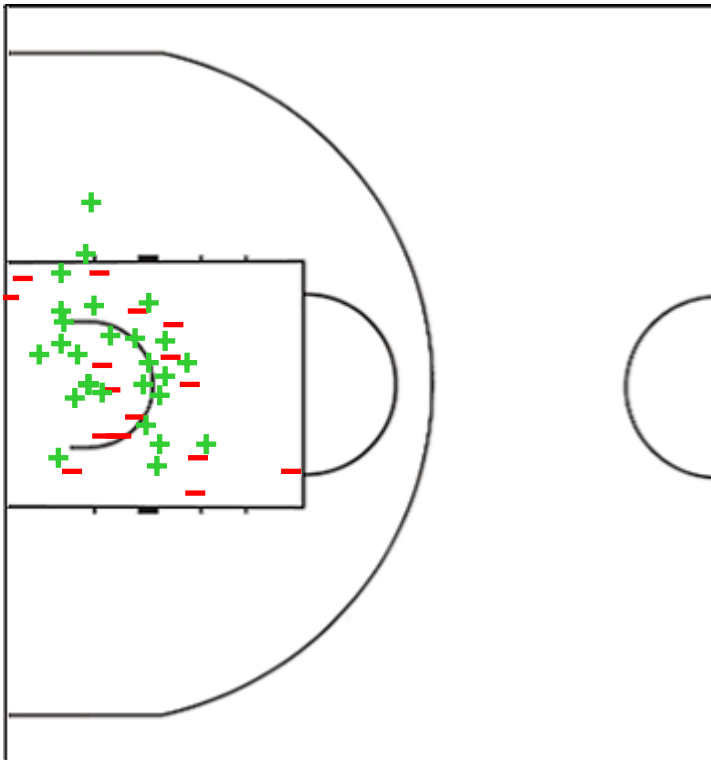
AUS 88 vs 41 BRN

(19-12, 19-11, 19-9, 31-9)

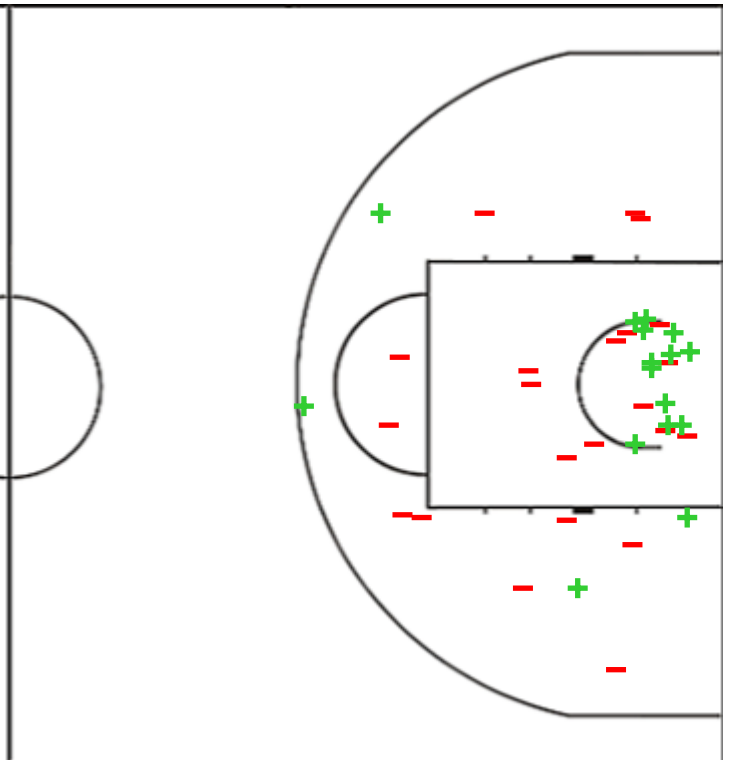
Scoring by 5 min intervals:

	Q1		Q2		Q3		Q4	
AUS	5	19	28	38	50	57	73	88
BRN	10	12	17	23	28	32	37	41

AUS - Australia



BRN - Bahrain



AUS	M / A	%
Fied Goals	36 / 66	55
2 Points	34 / 54	63
3 Points	2 / 12	17
Free Throws	14 / 23	61

BRN	M / A	%
Fied Goals	19 / 59	32
2 Points	16 / 38	42
3 Points	3 / 21	14
Free Throws	0 / 2	0

Shot Chart

AUS 88 vs 41 BRN

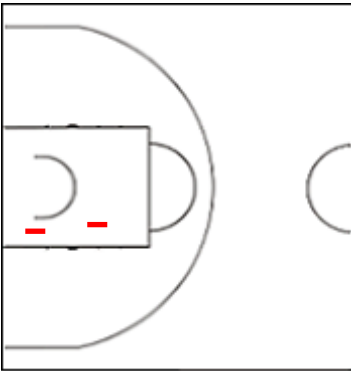
(19-12, 19-11, 19-9, 31-9)

Scoring by 5 min intervals:

	Q1		Q2		Q3		Q4	
AUS	5	19	28	38	50	57	73	88
BRN	10	12	17	23	28	32	37	41

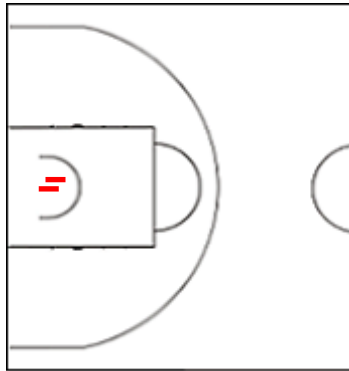
AUS - Australia

4 FERRONATO Kristian



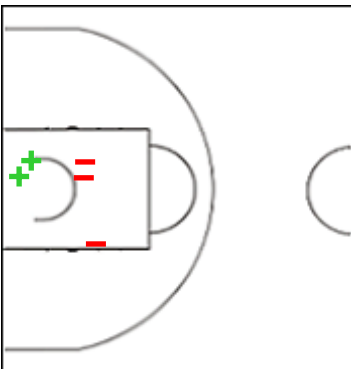
	M / A	%
Fied Goals	0 / 3	0
2 Points	0 / 2	0
3 Points	0 / 1	0
Free Throws	3 / 4	75

6 DEVERS Tristan



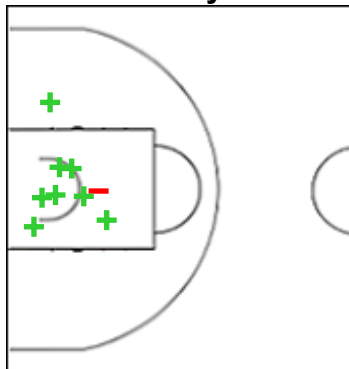
	M / A	%
Fied Goals	1 / 6	17
2 Points	0 / 2	0
3 Points	1 / 4	25
Free Throws	2 / 2	100

7 DENT Joshua



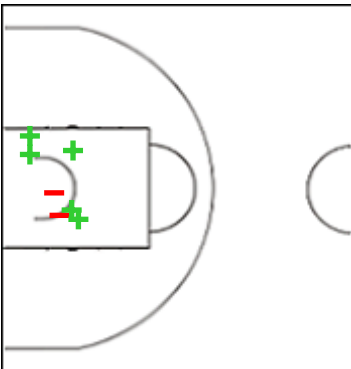
	M / A	%
Fied Goals	2 / 6	33
2 Points	2 / 5	40
3 Points	0 / 1	0
Free Throws	1 / 2	50

8 SAVAGE Kye



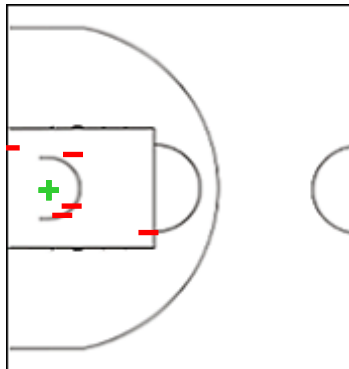
	M / A	%
Fied Goals	8 / 11	73
2 Points	8 / 9	89
3 Points	0 / 2	0
Free Throws	0 / 2	0

9 BRIGGS Carlin



	M / A	%
Fied Goals	6 / 9	67
2 Points	5 / 7	71
3 Points	1 / 2	50
Free Throws	1 / 4	25

11 ZIKARSKY Rocco



	M / A	%
Fied Goals	5 / 10	50
2 Points	5 / 10	50
3 Points	0 / 0	0
Free Throws	0 / 0	0

Shot Chart

AUS 88 vs 41 BRN

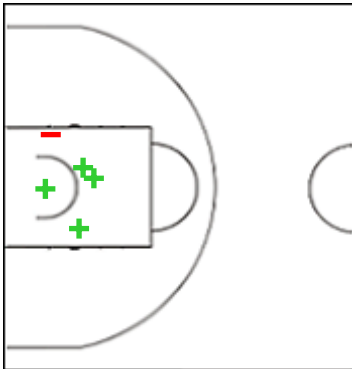
(19-12, 19-11, 19-9, 31-9)

Scoring by 5 min intervals:

	Q1		Q2		Q3		Q4	
AUS	5	19	28	38	50	57	73	88
BRN	10	12	17	23	28	32	37	41

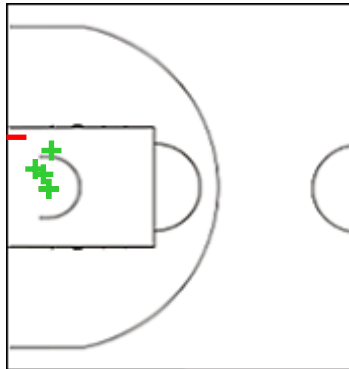
AUS - Australia

12 FURPHY Jacob



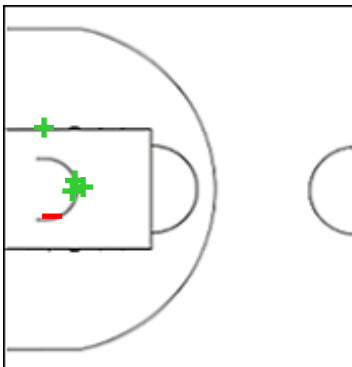
	M / A	%
Fied Goals	4 / 5	80
2 Points	4 / 5	80
3 Points	0 / 0	0
Free Throws	1 / 1	100

13 SIULEPA Roman



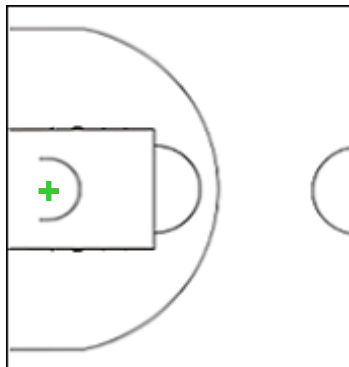
	M / A	%
Fied Goals	5 / 7	71
2 Points	5 / 7	71
3 Points	0 / 0	0
Free Throws	1 / 2	50

14 O'DONNELL James



	M / A	%
Fied Goals	4 / 5	80
2 Points	4 / 5	80
3 Points	0 / 0	0
Free Throws	3 / 4	75

15 RAPP Austin



	M / A	%
Fied Goals	1 / 4	25
2 Points	1 / 2	50
3 Points	0 / 2	0
Free Throws	2 / 2	100

Shot Chart

AUS 88 vs 41 BRN

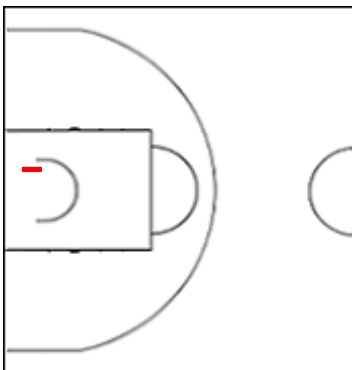
(19-12, 19-11, 19-9, 31-9)

Scoring by 5 min intervals:

	Q1		Q2		Q3		Q4	
AUS	5	19	28	38	50	57	73	88
BRN	10	12	17	23	28	32	37	41

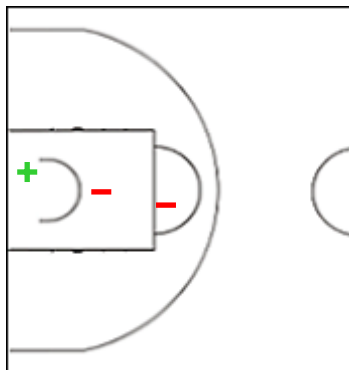
BRN - Bahrain

0 AHMED Abdulla



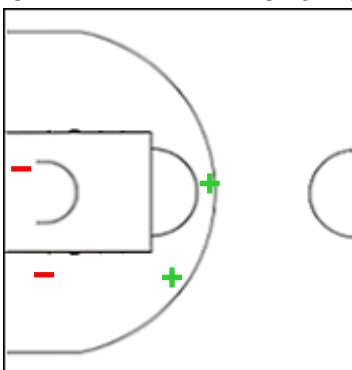
	M / A	%
Fied Goals	0 / 4	0
2 Points	0 / 1	0
3 Points	0 / 3	0
Free Throws	0 / 0	0

3 FARDAN Aii



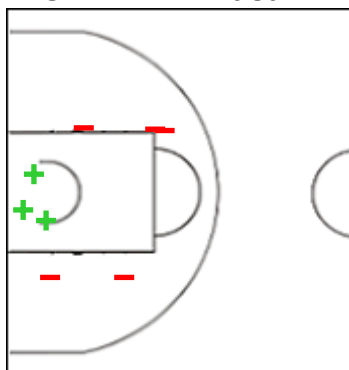
	M / A	%
Fied Goals	2 / 6	33
2 Points	1 / 3	33
3 Points	1 / 3	33
Free Throws	0 / 0	0

5 RAMADHAN Mohamed



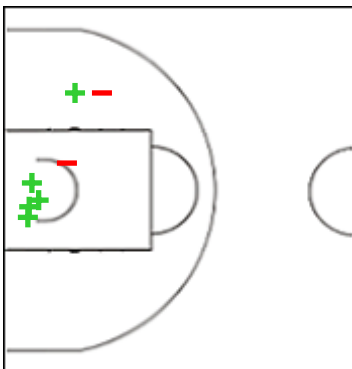
	M / A	%
Fied Goals	3 / 9	33
2 Points	2 / 4	50
3 Points	1 / 5	20
Free Throws	0 / 0	0

7 GHAREEB Hasan



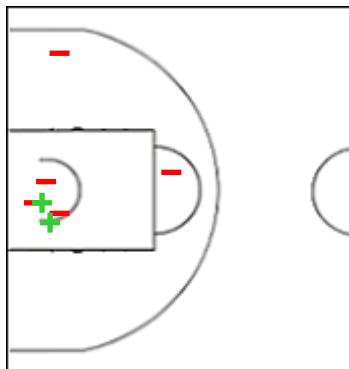
	M / A	%
Fied Goals	4 / 14	29
2 Points	3 / 8	38
3 Points	1 / 6	17
Free Throws	0 / 0	0

8 NAYEM Hasan



	M / A	%
Fied Goals	5 / 7	71
2 Points	5 / 7	71
3 Points	0 / 0	0
Free Throws	0 / 0	0

14 ALZOWAYED Abdulla



	M / A	%
Fied Goals	2 / 8	25
2 Points	2 / 7	29
3 Points	0 / 1	0
Free Throws	0 / 0	0

Shot Chart

AUS 88 vs 41 BRN

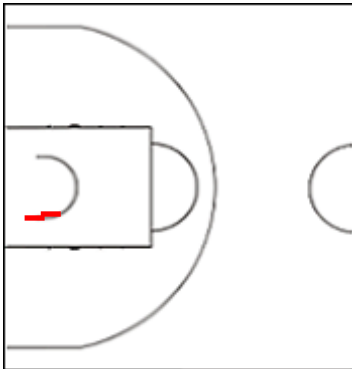
(19-12, 19-11, 19-9, 31-9)

Scoring by 5 min intervals:

	Q1		Q2		Q3		Q4	
AUS	5	19	28	38	50	57	73	88
BRN	10	12	17	23	28	32	37	41

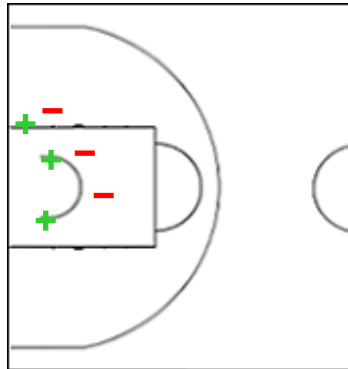
BRN - Bahrain

31 SALEM Mohamed Sami



	M / A	%
Fied Goals	0 / 3	0
2 Points	0 / 2	0
3 Points	0 / 1	0
Free Throws	0 / 2	0

91 ALAMARI Hamad



	M / A	%
Fied Goals	3 / 7	43
2 Points	3 / 6	50
3 Points	0 / 1	0
Free Throws	0 / 0	0



FIBA U16 Asian Championship 2022 2022

Venue: Al-Gharafa Sports Club Multi-Purpose Hall
 Game Date: TUE 14 JUN 2022
 Game Time: 11:15

Game No: A/5
 Attendance: 44
 Game Duration: 01:45

Shot Chart

AUS 88 vs 41 BRN

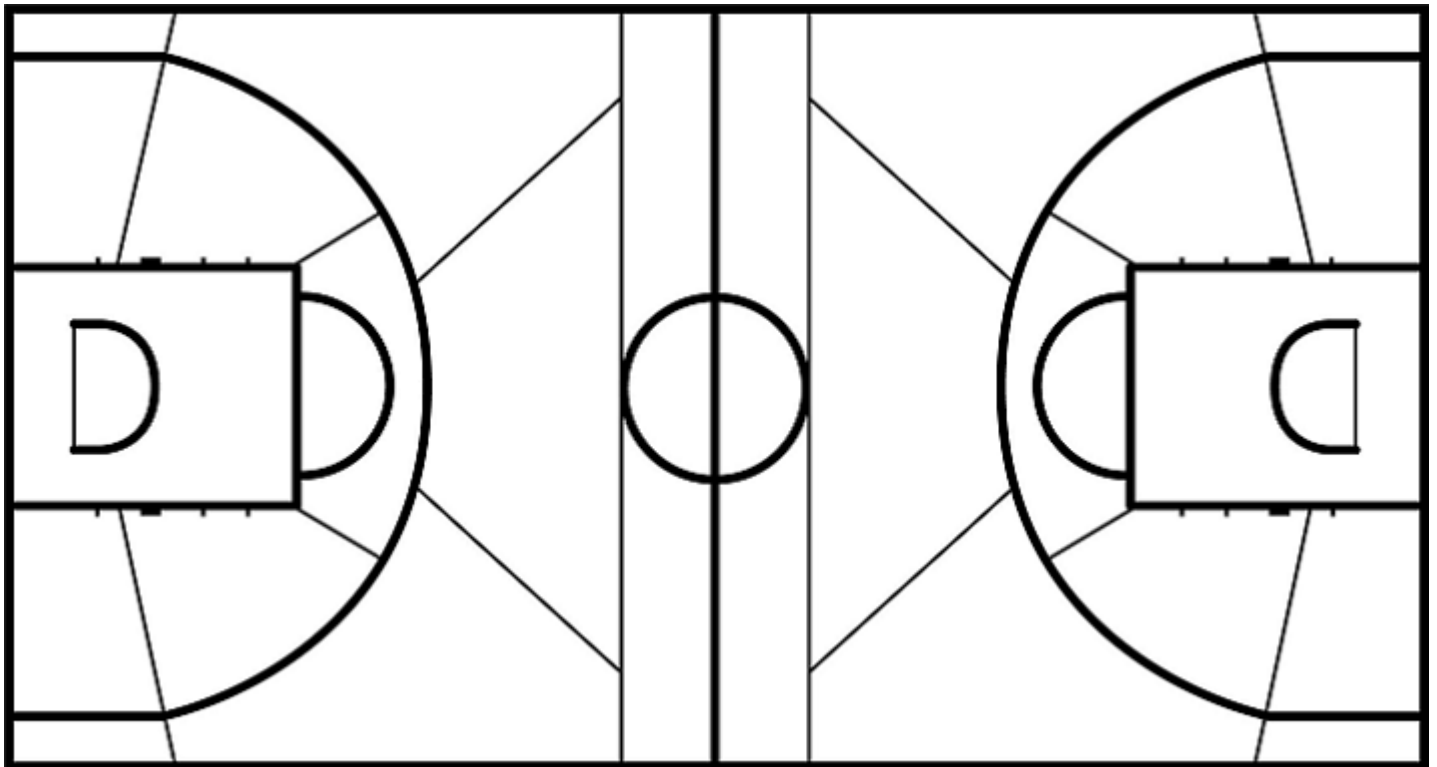
(19-12, 19-11, 19-9, 31-9)

Scoring by 5 min intervals:

	Q1		Q2		Q3		Q4	
AUS	5	19	28	38	50	57	73	88
BRN	10	12	17	23	28	32	37	41

AUS - Australia

BRN - Bahrain



	M / A	%
Fied Goals	36 / 66	55
2 Points	34 / 54	63
3 Points	2 / 12	17
Free Throws	14 / 23	61

%	M / A	
32	19 / 59	Fied Goals
42	16 / 38	2 Points
14	3 / 21	3 Points
0	0 / 2	Free Throws