

## TOURNAMENT SUMMARY

### Group Phase - Group A

Phase	Game No	Teams	Date	Start Time	Location	Attendance	Final	Q1	Q2	Q3	Q4
Group Phase	1	IND vs AUS	Sun 12 Jun	15:45	Al-Gharafa Sports Club Multi-Purpose Hall	177	47-95	7-22	9-28	11-26	20-19
	2	QAT vs BRN	Sun 12 Jun	18:00	Al-Gharafa Sports Club Multi-Purpose Hall	269	85-61	15-22	22-14	26-14	22-11
	3	BRN vs IND	Mon 13 Jun	13:30	Al-Gharafa Sports Club Multi-Purpose Hall	79	41-80	8-19	12-18	12-18	9-25
	4	AUS vs QAT	Mon 13 Jun	18:00	Al-Gharafa Sports Club Multi-Purpose Hall	699	104-27	18-10	21-6	37-7	28-4
	5	AUS vs BRN	Tue 14 Jun	11:15	Al-Gharafa Sports Club Multi-Purpose Hall	44	88-41	19-12	19-11	19-9	31-9
	6	IND vs QAT	Tue 14 Jun	18:00	Al-Gharafa Sports Club Multi-Purpose Hall	300	77-51	23-16	14-13	29-9	11-13

Group A					Games			Points		Diff.	Bonus / Penalty	Class. Points
Rank		AUS	IND	QAT	BRN	Played	Won	Lost	For			
1	AUS		95-47	104-27	88-41	3	3	0	287	115	+172	6
2	IND	47-95		77-51	80-41	3	2	1	204	187	+17	5
3	QAT	27-104	51-77		85-61	3	1	2	163	242	-79	4
4	BRN	41-88	41-80	61-85		3	0	3	143	253	-110	3

### Group Phase - Group B

Phase	Game No	Teams	Date	Start Time	Location	Attendance	Final	Q1	Q2	Q3	Q4
Group Phase	1	INA vs LBN	Sun 12 Jun	20:15	Al-Gharafa Sports Club Multi-Purpose Hall	300	49-76	18-27	8-18	12-20	11-11
	2	IRI vs INA	Mon 13 Jun	15:45	Al-Gharafa Sports Club Multi-Purpose Hall	169	66-37	18-12	18-8	19-14	11-3
	3	LBN vs IRI	Tue 14 Jun	20:15	Al-Gharafa Sports Club Multi-Purpose Hall	234	56-73	11-23	12-5	13-21	20-24

Group B					Games			Points		Diff.	Bonus / Penalty	Class. Points
Rank		IRI	LBN	INA	Played	Won	Lost	For	Agn			
1	IRI		73-56	66-37	2	2	0	139	93	+46	4	
2	LBN	56-73		76-49	2	1	1	132	122	+10	3	
3	INA	37-66	49-76		2	0	2	86	142	-56	2	

### Group Phase - Group C

Phase	Game No	Teams	Date	Start Time	Location	Attendance	Final	Q1	Q2	Q3	Q4
Group Phase	1	KUW vs JPN	Sun 12 Jun	13:30	Al-Gharafa Sports Club Multi-Purpose Hall	101	33-98	6-23	5-23	13-29	9-23
	2	PHI vs KUW	Mon 13 Jun	20:15	Al-Gharafa Sports Club Multi-Purpose Hall	700	82-45	25-9	18-15	21-9	18-12
	3	JPN vs PHI	Tue 14 Jun	15:45	Al-Gharafa Sports Club Multi-Purpose Hall	500	73-67	17-14	18-10	14-14	24-29

Group C					Games			Points		Diff.	Bonus / Penalty	Class. Points
Rank		JPN	PHI	KUW	Played	Won	Lost	For	Agn			
1	JPN		73-67	98-33	2	2	0	171	100	+71	4	
2	PHI	67-73		82-45	2	1	1	149	118	+31	3	
3	KUW	33-98	45-82		2	0	2	78	180	-102	2	

## TOURNAMENT SUMMARY

### Group Phase - Group D

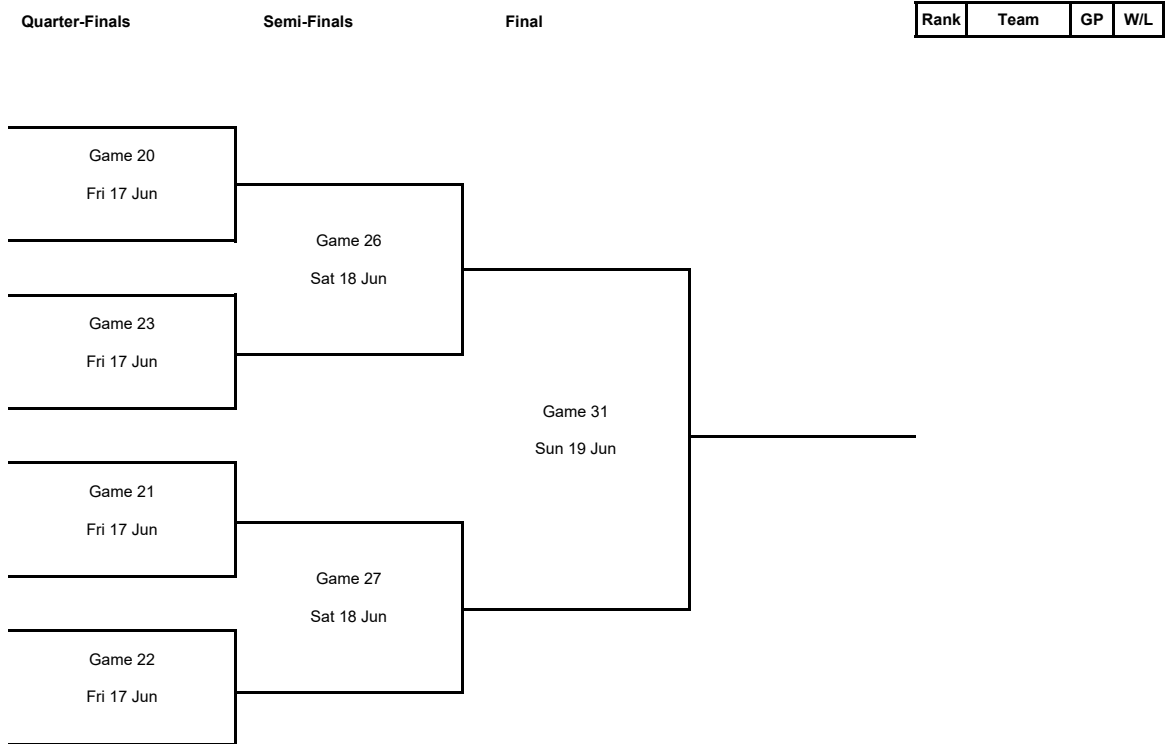
Phase	Game No	Teams	Date	Start Time	Location	Attendance	Final	Q1	Q2	Q3	Q4	OT1
Group Phase	1	KAZ vs NZL	Sun 12 Jun	11:15	Al-Gharafa Sports Club Multi-Purpose Hall	159	67-92	18-19	16-30	16-20	17-23	
	2	KOR vs KAZ	Mon 13 Jun	11:15	Al-Gharafa Sports Club Multi-Purpose Hall	555	89-59	23-19	17-3	30-17	19-20	
	3	NZL vs KOR	Tue 14 Jun	13:30	Al-Gharafa Sports Club Multi-Purpose Hall	25	73-79	15-18	21-11	19-26	11-11	7-13

Group D				Games			Points		Diff.	Bonus / Penalty	Class. Points
Rank		KOR	NZL	KAZ	Played	Won	Lost	For			
1	KOR		79-73	89-59	2	2	0	168	132	+36	4
2	NZL	73-79		92-67	2	1	1	165	146	+19	3
3	KAZ	59-89	67-92		2	0	2	126	181	-55	2

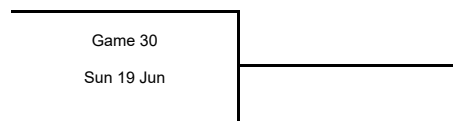
#### Legend :

<b>Class.</b>	Classification	<b>Diff.</b>	Difference	<b>DSQ</b>	Disqualified	<b>GP</b>	Games played
<b>OTx</b>	Overtime	<b>Qx</b>	Quarter Time	<b>W/L</b>	Win/Loss		

## TOURNAMENT SUMMARY



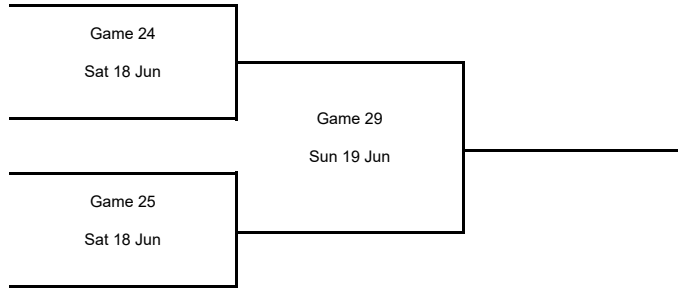
### 3rd Place Game



## TOURNAMENT SUMMARY

Classification 5-8

Classification 5-6



Classification 7-8

