



## Shot Chart

### JPN 128 vs 39 IND

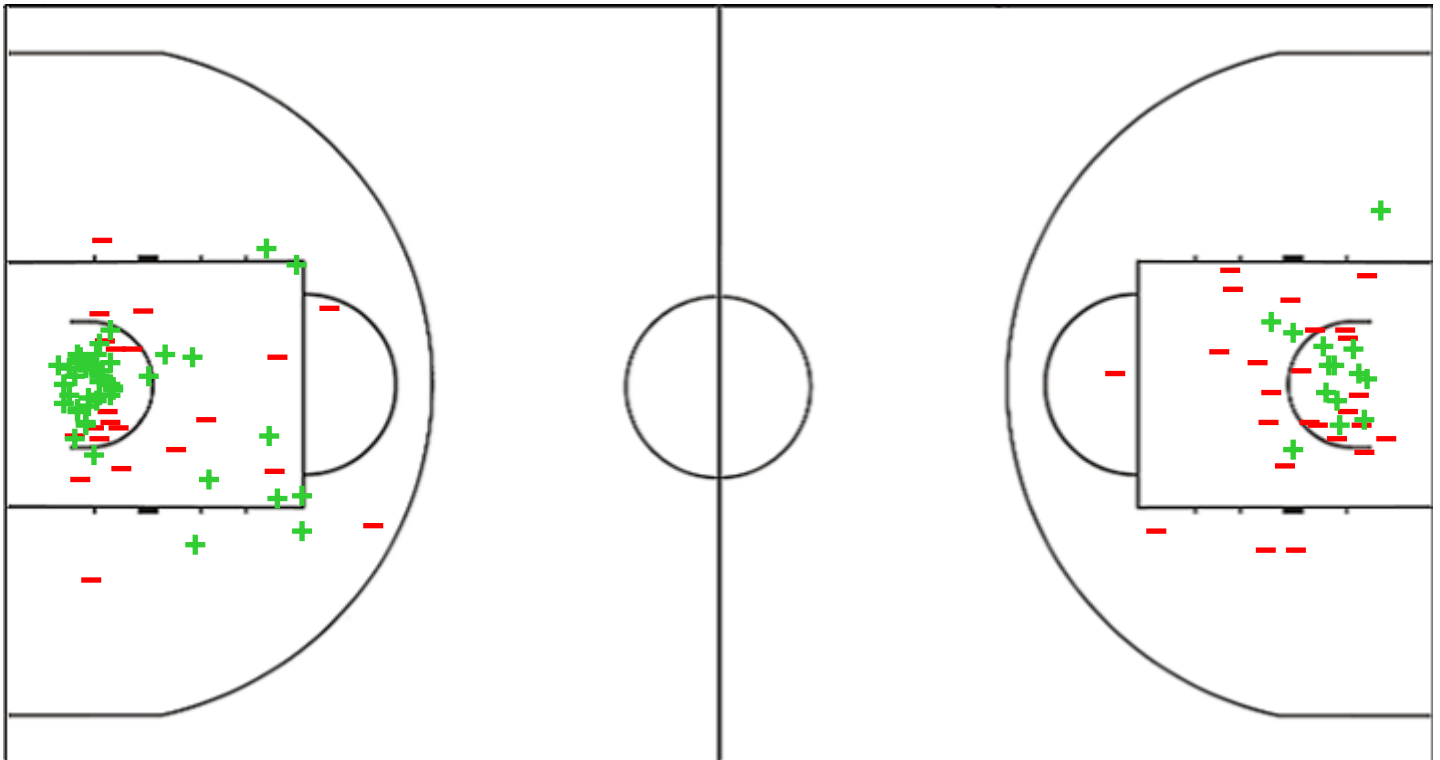
(35-4, 32-10, 29-9, 32-16)

Scoring by 5 min intervals:

	Q1		Q2		Q3		Q4	
<b>JPN</b>	21	35	50	67	80	96	113	128
<b>IND</b>	0	4	9	14	21	23	32	39

JPN - Japan

IND - India



JPN	M / A	%
Fied Goals	54 / 92	59
2 Points	47 / 68	69
3 Points	7 / 24	29
Free Throws	13 / 24	54

%	M / A	IND
28	16 / 57	Fied Goals
36	14 / 39	2 Points
11	2 / 18	3 Points
42	5 / 12	Free Throws



Shot Chart

JPN 128 vs 39 IND

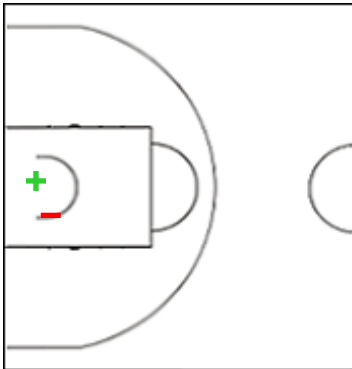
(35-4, 32-10, 29-9, 32-16)

Scoring by 5 min intervals:

	Q1		Q2		Q3		Q4	
JPN	21	35	50	67	80	96	113	128
IND	0	4	9	14	21	23	32	39

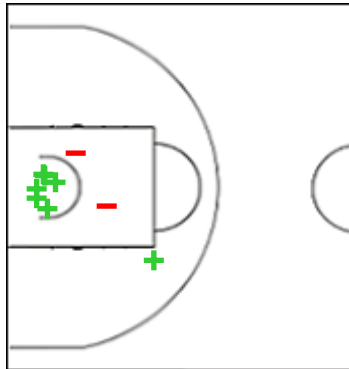
JPN - Japan

6 FUKUO Reina



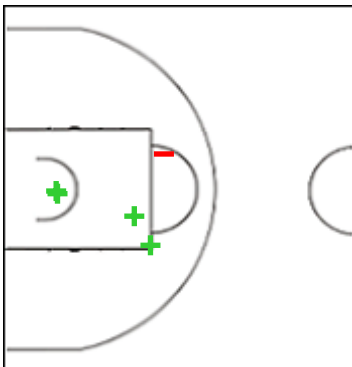
	M / A	%
Fied Goals	1 / 2	50
2 Points	1 / 2	50
3 Points	0 / 0	0
Free Throws	0 / 2	0

10 MITSUGI Maho



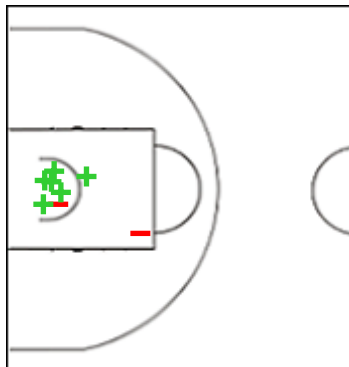
	M / A	%
Fied Goals	7 / 10	70
2 Points	7 / 9	78
3 Points	0 / 1	0
Free Throws	0 / 3	0

13 HIGASHI Iroha



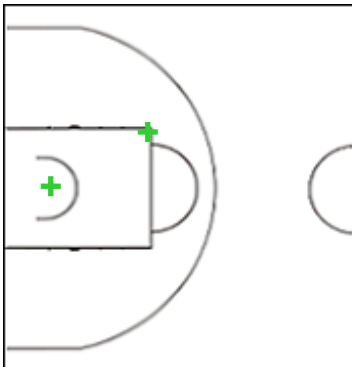
	M / A	%
Fied Goals	6 / 16	38
2 Points	4 / 5	80
3 Points	2 / 11	18
Free Throws	0 / 0	0

14 UENO Kokone



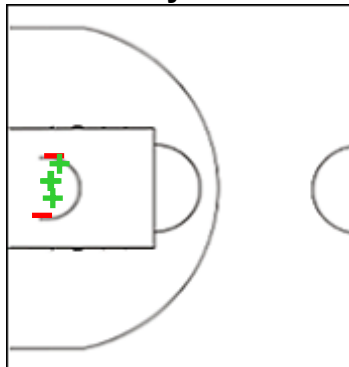
	M / A	%
Fied Goals	6 / 10	60
2 Points	6 / 8	75
3 Points	0 / 2	0
Free Throws	7 / 7	100

15 KUROKAWA Kokone



	M / A	%
Fied Goals	3 / 3	100
2 Points	2 / 2	100
3 Points	1 / 1	100
Free Throws	0 / 0	0

23 OUE Kiyona



	M / A	%
Fied Goals	4 / 6	67
2 Points	4 / 6	67
3 Points	0 / 0	0
Free Throws	1 / 4	25



Shot Chart

JPN 128 vs 39 IND

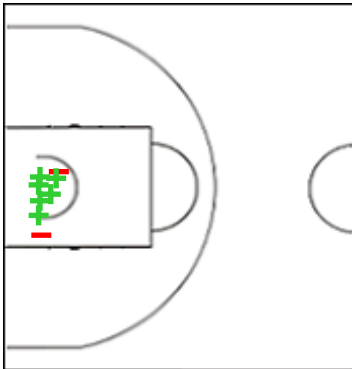
(35-4, 32-10, 29-9, 32-16)

Scoring by 5 min intervals:

	Q1		Q2		Q3		Q4	
JPN	21	35	50	67	80	96	113	128
IND	0	4	9	14	21	23	32	39

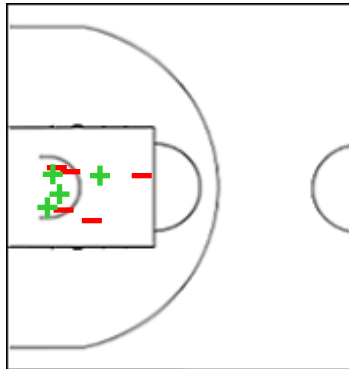
JPN - Japan

24 YAGI Haruka



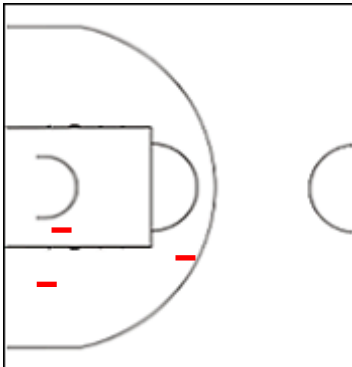
	M / A	%
Fied Goals	6 / 9	67
2 Points	6 / 8	75
3 Points	0 / 1	0
Free Throws	1 / 2	50

55 TANAKA Kokoro



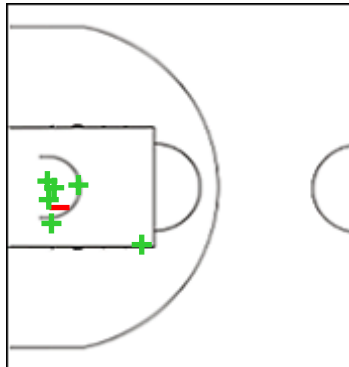
	M / A	%
Fied Goals	6 / 13	46
2 Points	4 / 9	44
3 Points	2 / 4	50
Free Throws	0 / 0	0

77 ENOMOTO Mana



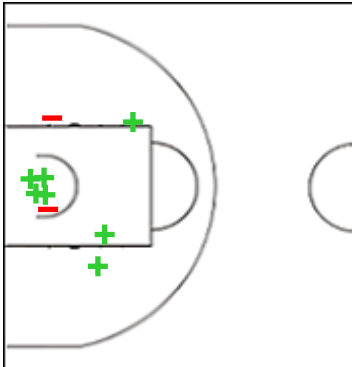
	M / A	%
Fied Goals	2 / 6	33
2 Points	0 / 3	0
3 Points	2 / 3	67
Free Throws	1 / 2	50

80 YAMADA Ema



	M / A	%
Fied Goals	6 / 7	86
2 Points	6 / 7	86
3 Points	0 / 0	0
Free Throws	2 / 2	100

91 FUKATSU Yuina



	M / A	%
Fied Goals	7 / 10	70
2 Points	7 / 9	78
3 Points	0 / 1	0
Free Throws	1 / 2	50



Shot Chart

JPN 128 vs 39 IND

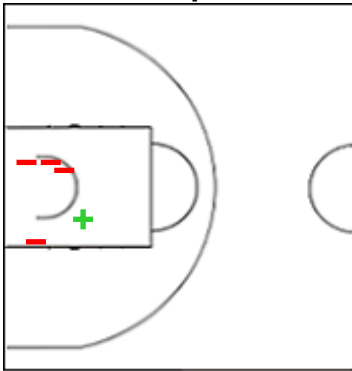
(35-4, 32-10, 29-9, 32-16)

Scoring by 5 min intervals:

	Q1		Q2		Q3		Q4	
JPN	21	35	50	67	80	96	113	128
IND	0	4	9	14	21	23	32	39

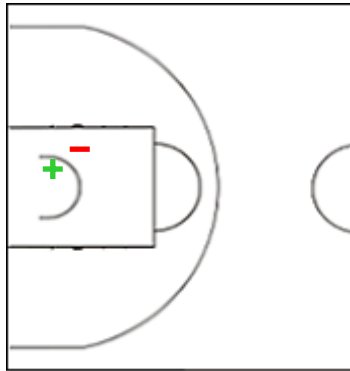
IND - India

3 RAJA Deepthi



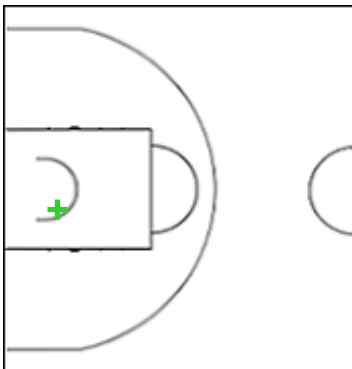
	M / A	%
Fied Goals	1 / 10	10
2 Points	1 / 5	20
3 Points	0 / 5	0
Free Throws	0 / 0	0

5 THIRUMOORTHI



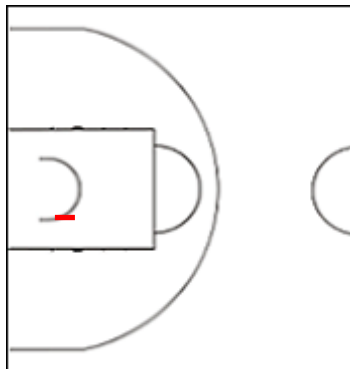
	M / A	%
Fied Goals	1 / 2	50
2 Points	1 / 2	50
3 Points	0 / 0	0
Free Throws	0 / 0	0

6 ADLA Moni



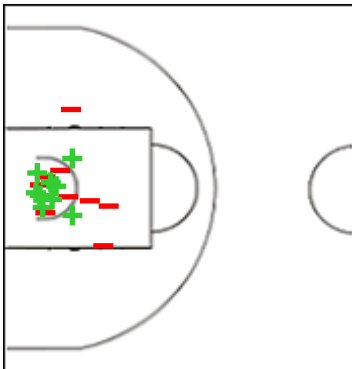
	M / A	%
Fied Goals	1 / 2	50
2 Points	1 / 1	100
3 Points	0 / 1	0
Free Throws	0 / 0	0

7 SALVE Prarthana



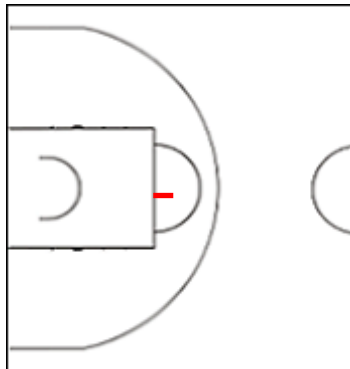
	M / A	%
Fied Goals	0 / 1	0
2 Points	0 / 1	0
3 Points	0 / 0	0
Free Throws	0 / 0	0

12 - Manmeet Kaur



	M / A	%
Fied Goals	9 / 19	47
2 Points	9 / 18	50
3 Points	0 / 1	0
Free Throws	3 / 7	43

13 NAGARAJAN Adithi



	M / A	%
Fied Goals	0 / 1	0
2 Points	0 / 1	0
3 Points	0 / 0	0
Free Throws	0 / 0	0



Shot Chart

JPN 128 vs 39 IND

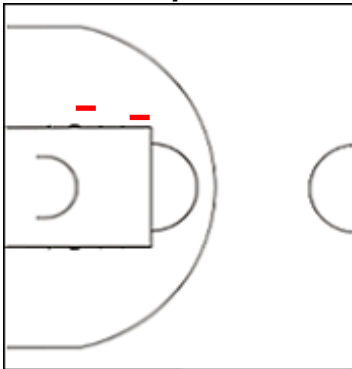
(35-4, 32-10, 29-9, 32-16)

Scoring by 5 min intervals:

	Q1		Q2		Q3		Q4	
JPN	21	35	50	67	80	96	113	128
IND	0	4	9	14	21	23	32	39

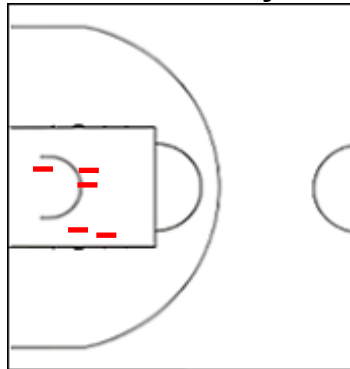
IND - India

14 - Komalpreet Kaur



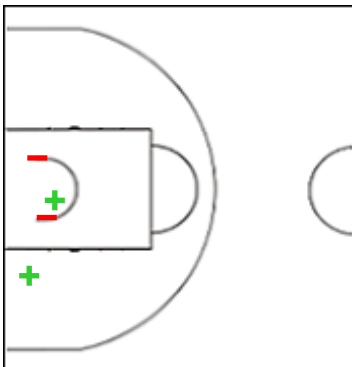
	M / A	%
Fied Goals	0 / 3	0
2 Points	0 / 2	0
3 Points	0 / 1	0
Free Throws	0 / 0	0

30 DABAS Arshiya



	M / A	%
Fied Goals	0 / 9	0
2 Points	0 / 5	0
3 Points	0 / 4	0
Free Throws	1 / 4	25

45 MUNISHKANNAN Harima



	M / A	%
Fied Goals	3 / 6	50
2 Points	2 / 4	50
3 Points	1 / 2	50
Free Throws	1 / 1	100



# FIBA U16 Women's Asian Championship 2021 Division A 2022

Venue: Prince Hamza  
Game Date: FRI 24 JUN 2022  
Game Time: 09:00

Game No: A/1  
Attendance: 0  
Game Duration: 01:40

## Shot Chart

### JPN 128 vs 39 IND

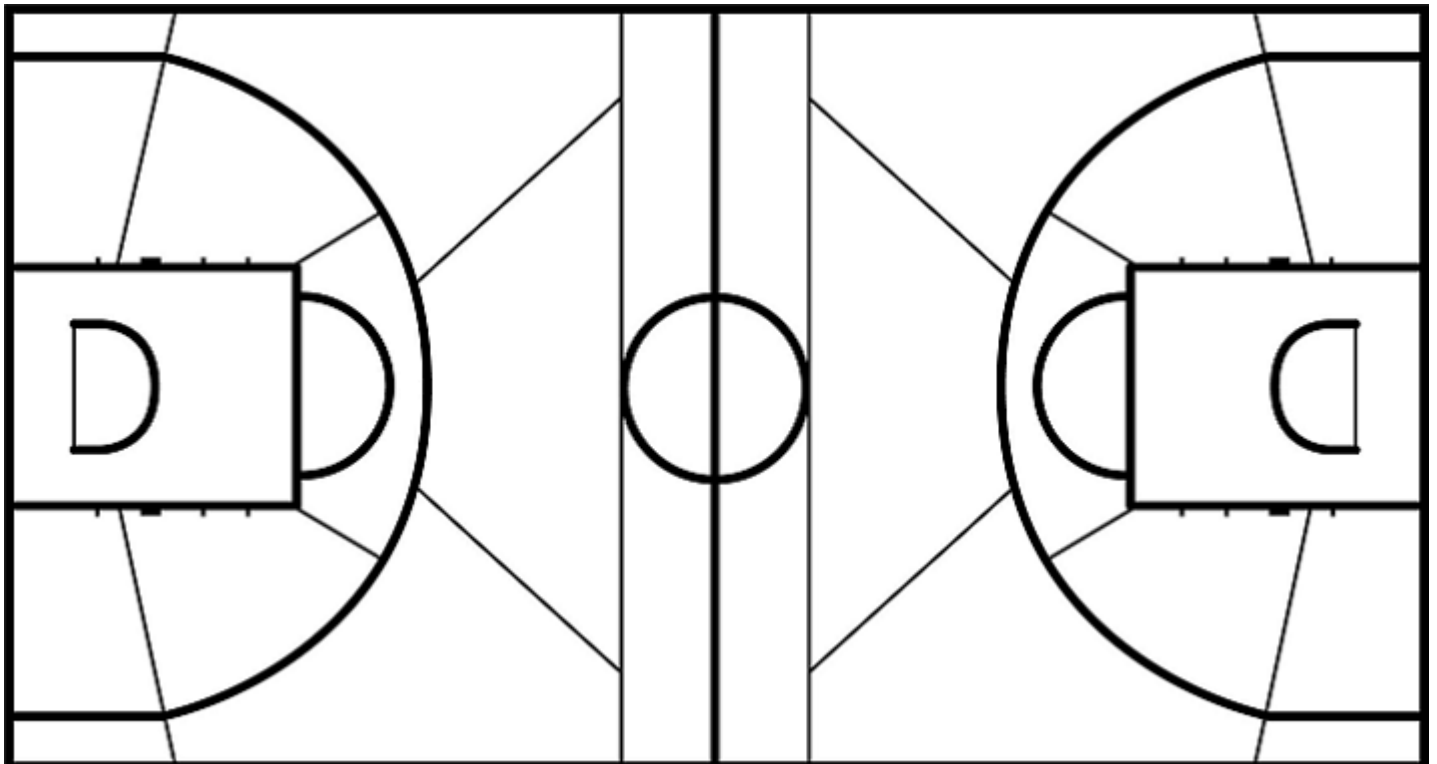
(35-4, 32-10, 29-9, 32-16)

Scoring by 5 min intervals:

	Q1		Q2		Q3		Q4	
<b>JPN</b>	21	35	50	67	80	96	113	128
<b>IND</b>	0	4	9	14	21	23	32	39

JPN - Japan

IND - India



	M / A	%
<b>Fied Goals</b>	54 / 92	59
<b>2 Points</b>	47 / 68	69
<b>3 Points</b>	7 / 24	29
<b>Free Throws</b>	13 / 24	54

%	M / A	
28	16 / 57	<b>Fied Goals</b>
36	14 / 39	<b>2 Points</b>
11	2 / 18	<b>3 Points</b>
42	5 / 12	<b>Free Throws</b>