



Shot Chart

AUS 116 vs 49 IND

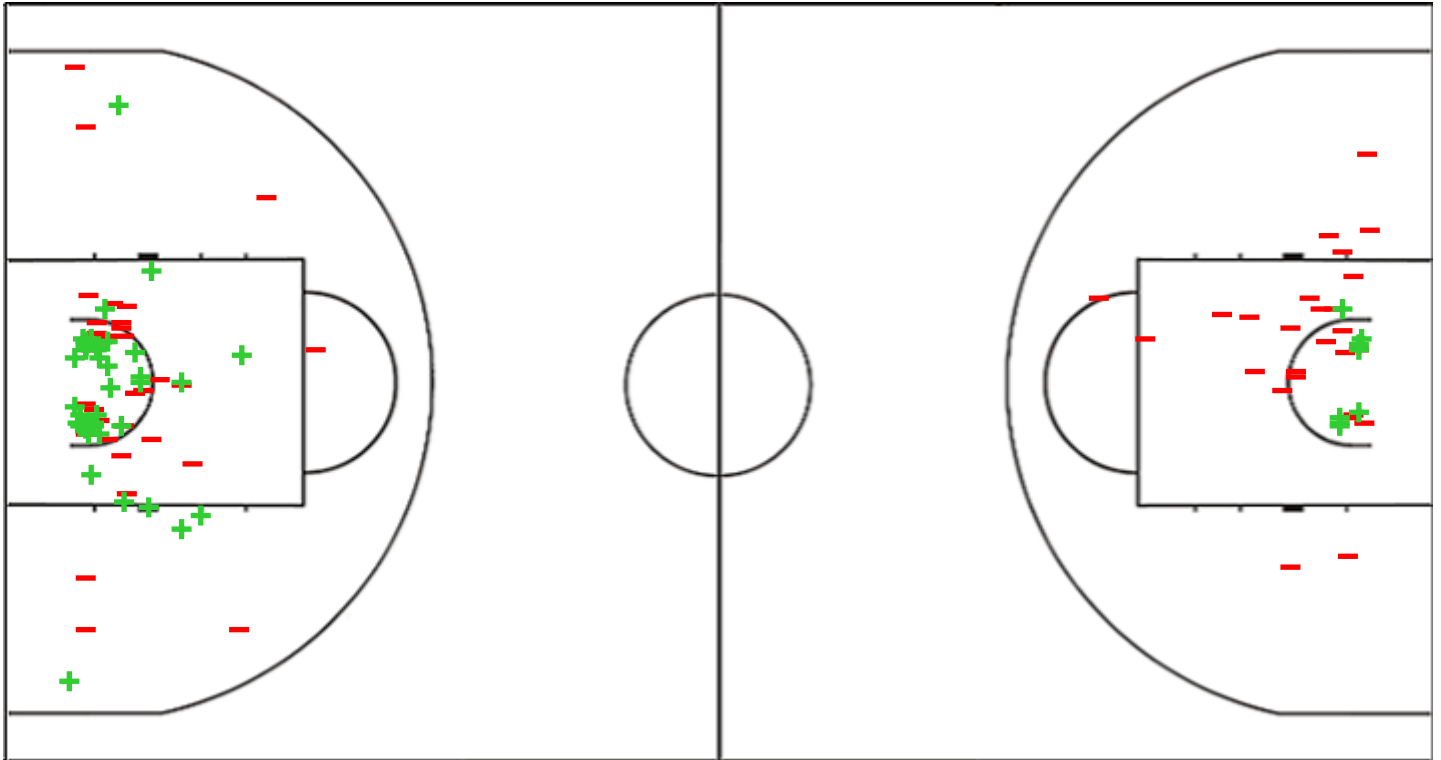
(32-8, 28-17, 31-10, 25-14)

Scoring by 5 min intervals:

	Q1		Q2		Q3		Q4	
AUS	17	32	50	60	82	91	102	116
IND	2	8	13	25	32	35	43	49

AUS - Australia

IND - India



AUS	M / A	%
Fied Goals	50 / 103	49
2 Points	41 / 76	54
3 Points	9 / 27	33
Free Throws	7 / 16	44

%	M / A	IND
21	13 / 61	Fied Goals
24	8 / 34	2 Points
19	5 / 27	3 Points
72	18 / 25	Free Throws



Shot Chart

AUS 116 vs 49 IND

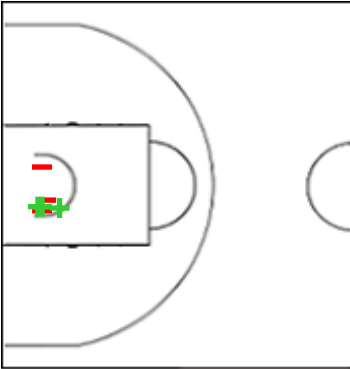
(32-8, 28-17, 31-10, 25-14)

Scoring by 5 min intervals:

	Q1		Q2		Q3		Q4	
AUS	17	32	50	60	82	91	102	116
IND	2	8	13	25	32	35	43	49

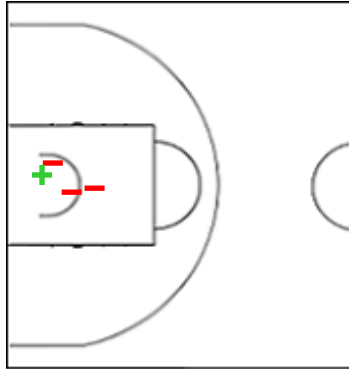
AUS - Australia

4 SHIELDS Saffron



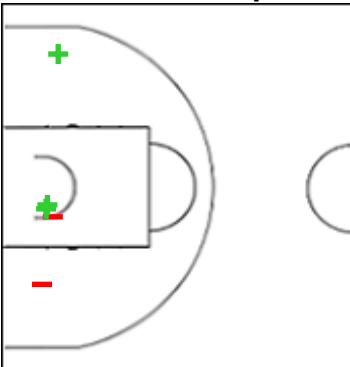
	M / A	%
Fied Goals	3 / 8	38
2 Points	3 / 6	50
3 Points	0 / 2	0
Free Throws	0 / 2	0

5 HEAL Tess



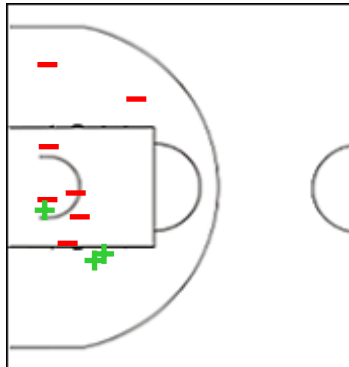
	M / A	%
Fied Goals	1 / 5	20
2 Points	1 / 4	25
3 Points	0 / 1	0
Free Throws	0 / 0	0

6 BURROWS Sophie



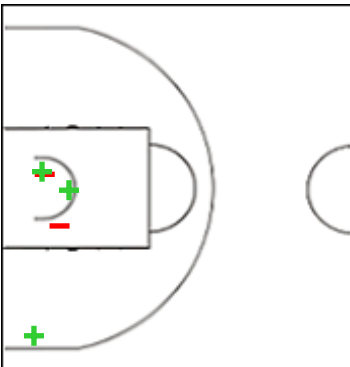
	M / A	%
Fied Goals	6 / 13	46
2 Points	3 / 5	60
3 Points	3 / 8	38
Free Throws	2 / 2	100

7 LOUGHRIDGE Dallas



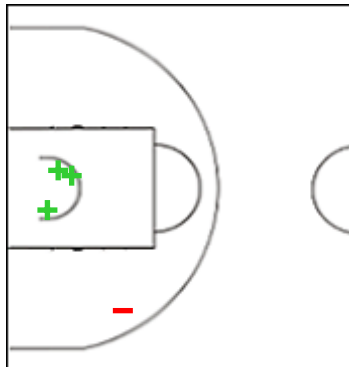
	M / A	%
Fied Goals	5 / 15	33
2 Points	3 / 10	30
3 Points	2 / 5	40
Free Throws	1 / 2	50

9 HANSON Summah



	M / A	%
Fied Goals	3 / 6	50
2 Points	3 / 5	60
3 Points	0 / 1	0
Free Throws	0 / 0	0

10 GORDON Ella



	M / A	%
Fied Goals	3 / 5	60
2 Points	3 / 4	75
3 Points	0 / 1	0
Free Throws	1 / 2	50



Shot Chart

AUS 116 vs 49 IND

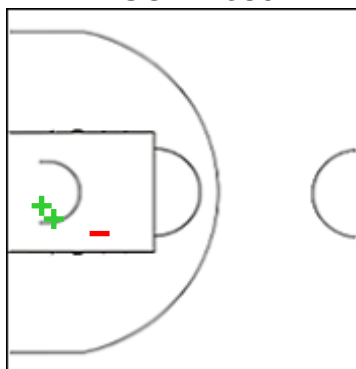
(32-8, 28-17, 31-10, 25-14)

Scoring by 5 min intervals:

	Q1		Q2		Q3		Q4	
AUS	17	32	50	60	82	91	102	116
IND	2	8	13	25	32	35	43	49

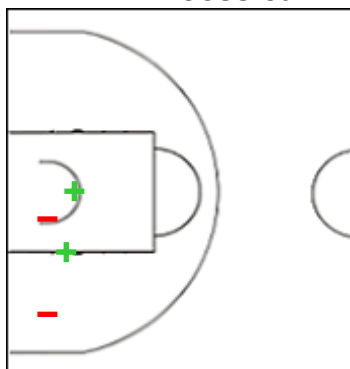
AUS - Australia

11 NELSON Rose



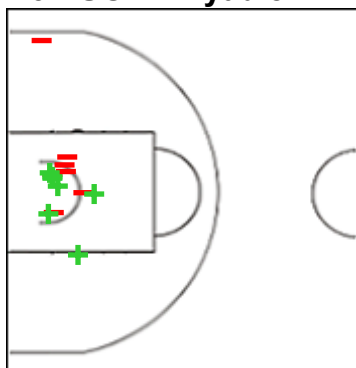
	M / A	%
Fied Goals	2 / 3	67
2 Points	2 / 3	67
3 Points	0 / 0	0
Free Throws	0 / 1	0

12 PETRIE Jessica



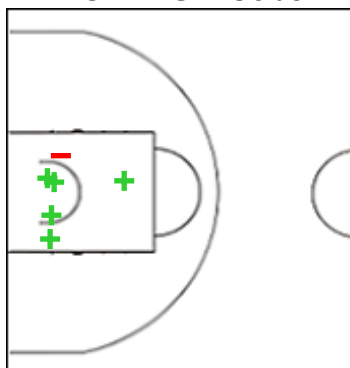
	M / A	%
Fied Goals	3 / 6	50
2 Points	2 / 4	50
3 Points	1 / 2	50
Free Throws	0 / 2	0

13 PUOCH Nyadiew



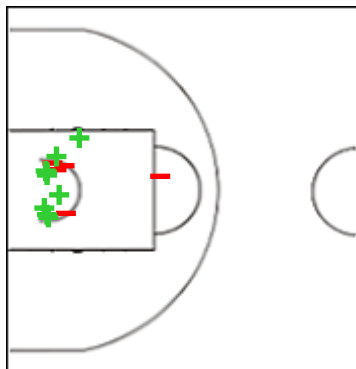
	M / A	%
Fied Goals	7 / 15	47
2 Points	7 / 14	50
3 Points	0 / 1	0
Free Throws	0 / 0	0

14 BORLASE Isobel



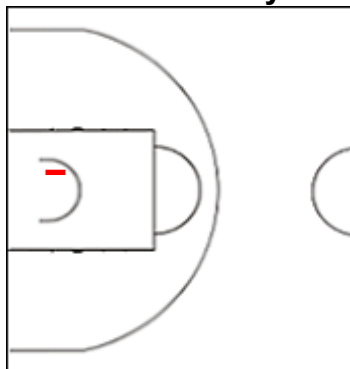
	M / A	%
Fied Goals	8 / 10	80
2 Points	5 / 6	83
3 Points	3 / 4	75
Free Throws	1 / 3	33

15 JUFFERMANS Isla



	M / A	%
Fied Goals	9 / 14	64
2 Points	9 / 14	64
3 Points	0 / 0	0
Free Throws	0 / 0	0

22 ROTUNNO Lily



	M / A	%
Fied Goals	0 / 3	0
2 Points	0 / 1	0
3 Points	0 / 2	0
Free Throws	2 / 2	100



Shot Chart

AUS 116 vs 49 IND

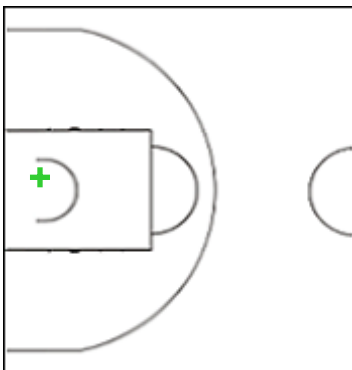
(32-8, 28-17, 31-10, 25-14)

Scoring by 5 min intervals:

	Q1		Q2		Q3		Q4	
AUS	17	32	50	60	82	91	102	116
IND	2	8	13	25	32	35	43	49

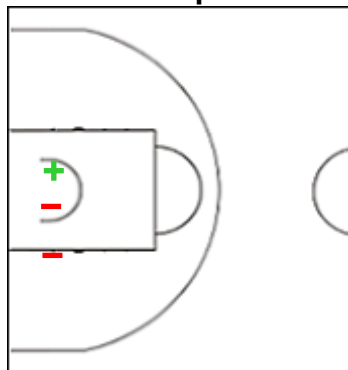
IND - India

1 AMUTHAN Nitika



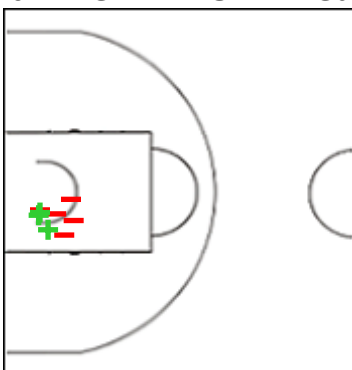
	M / A	%
Fied Goals	3 / 8	38
2 Points	1 / 1	100
3 Points	2 / 7	29
Free Throws	1 / 2	50

3 RAJA Deepthi



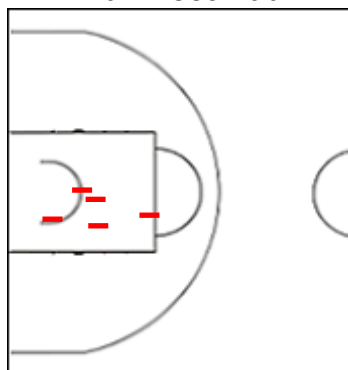
	M / A	%
Fied Goals	3 / 7	43
2 Points	1 / 3	33
3 Points	2 / 4	50
Free Throws	6 / 6	100

6 KRISHNAMURTHI Sathya



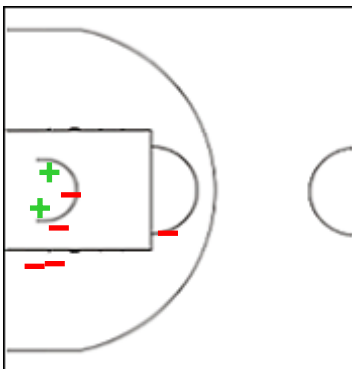
	M / A	%
Fied Goals	4 / 13	31
2 Points	3 / 8	38
3 Points	1 / 5	20
Free Throws	3 / 6	50

12 - Manmeet Kaur



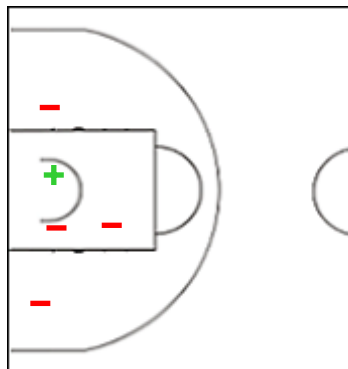
	M / A	%
Fied Goals	0 / 7	0
2 Points	0 / 5	0
3 Points	0 / 2	0
Free Throws	2 / 2	100

15 KAUR Yashneet



	M / A	%
Fied Goals	2 / 7	29
2 Points	2 / 7	29
3 Points	0 / 0	0
Free Throws	0 / 2	0

20 MEKAPATI Niharika Reddy



	M / A	%
Fied Goals	1 / 5	20
2 Points	1 / 5	20
3 Points	0 / 0	0
Free Throws	0 / 0	0



Shot Chart

AUS 116 vs 49 IND

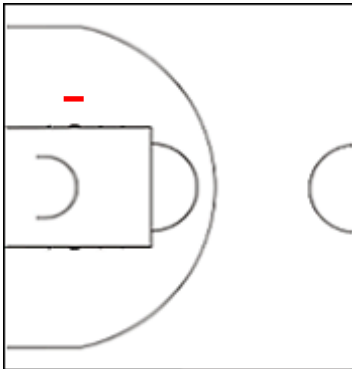
(32-8, 28-17, 31-10, 25-14)

Scoring by 5 min intervals:

	Q1		Q2		Q3		Q4	
AUS	17	32	50	60	82	91	102	116
IND	2	8	13	25	32	35	43	49

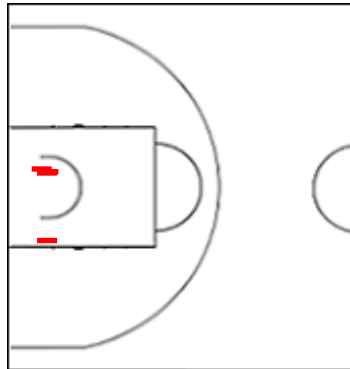
IND - India

23 SINGH Bhumika



	M / A	%
Fied Goals	0 / 1	0
2 Points	0 / 1	0
3 Points	0 / 0	0
Free Throws	2 / 2	100

45 MUNISHKANNAN Harima



	M / A	%
Fied Goals	0 / 5	0
2 Points	0 / 4	0
3 Points	0 / 1	0
Free Throws	2 / 2	100



FIBA U18 Women's Asian Championship 2021 Division A 2022

Venue: Sree Kanteerava Indoor Stadium

Game Date: TUE 06 SEP 2022

Game Time: 18:00

Game No: A/1

Attendance: 150

Game Duration: 01:45

Shot Chart

AUS 116 vs 49 IND

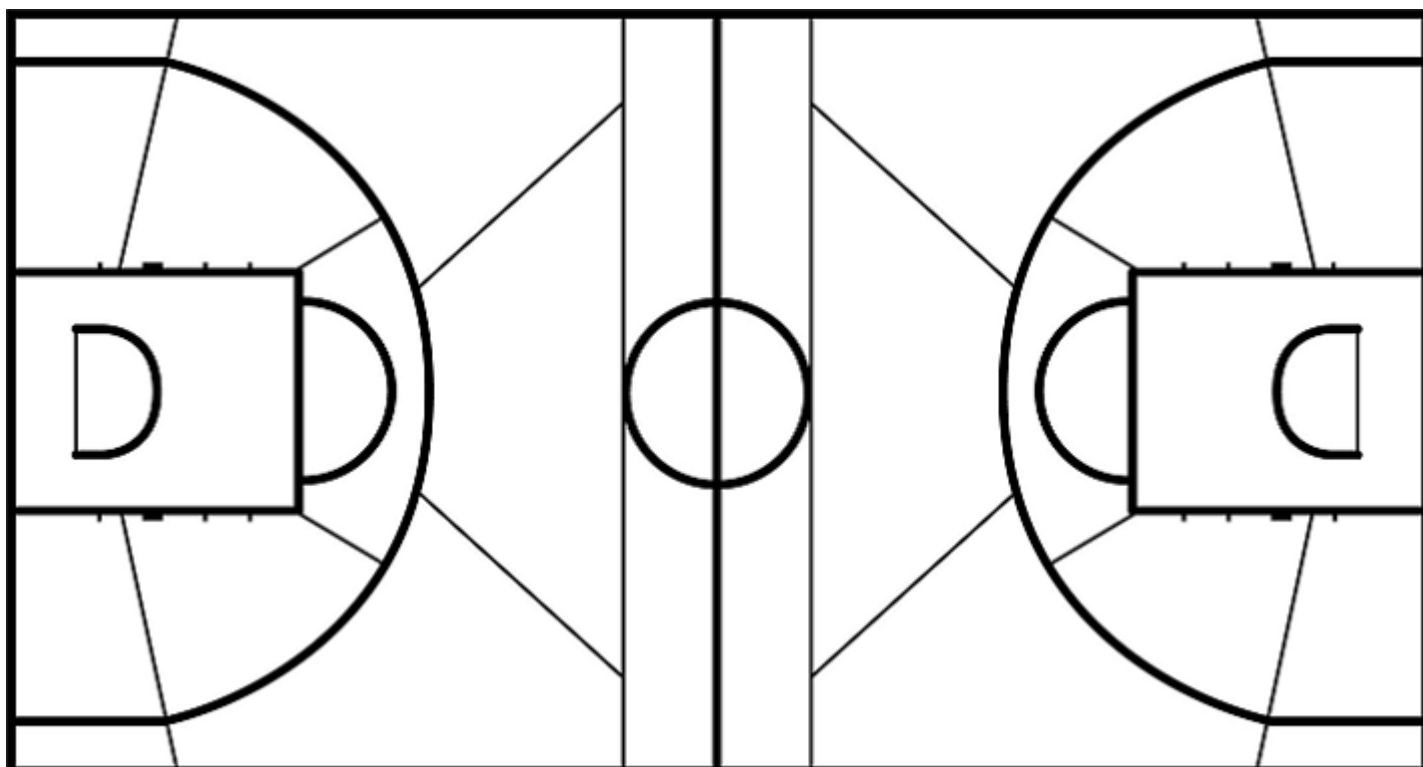
(32-8, 28-17, 31-10, 25-14)

Scoring by 5 min intervals:

	Q1		Q2		Q3		Q4	
AUS	17	32	50	60	82	91	102	116
IND	2	8	13	25	32	35	43	49

AUS - Australia

IND - India



	M / A	%
Fied Goals	50 / 103	49
2 Points	41 / 76	54
3 Points	9 / 27	33
Free Throws	7 / 16	44

%	M / A	
21	13 / 61	Fied Goals
24	8 / 34	2 Points
19	5 / 27	3 Points
72	18 / 25	Free Throws