



Shot Chart

JPN 90 vs 77 TPE

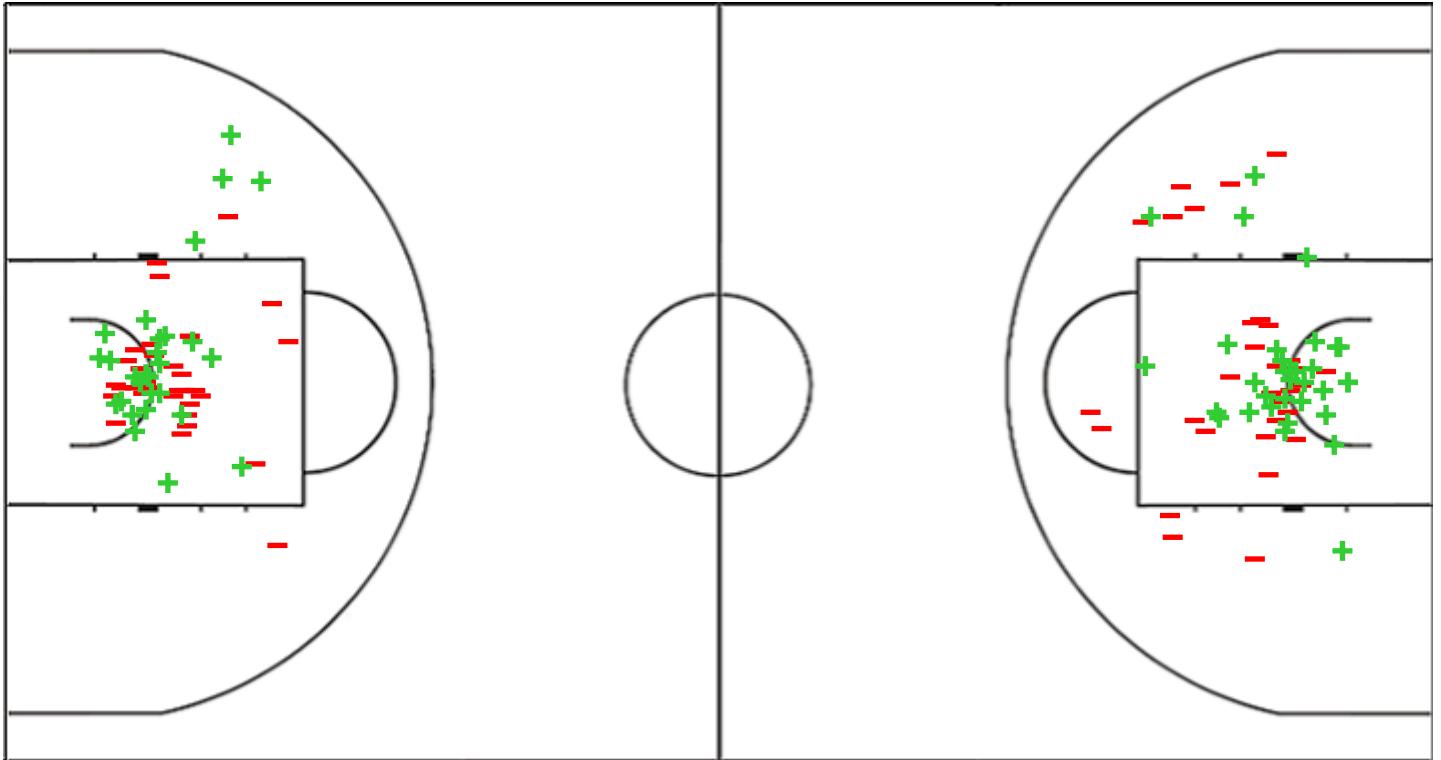
(20-19, 32-19, 13-22, 25-17)

Scoring by 5 min intervals:

	Q1		Q2		Q3		Q4	
JPN	7	20	37	52	64	65	77	90
TPE	10	19	31	38	50	60	70	77

JPN - Japan

TPE - Chinese Taipei



JPN	M / A	%
Fied Goals	36 / 83	43
2 Points	28 / 60	47
3 Points	8 / 23	35
Free Throws	10 / 17	59

%	M / A	TPE
45	34 / 75	Fied Goals
51	33 / 65	2 Points
10	1 / 10	3 Points
62	8 / 13	Free Throws



Shot Chart

JPN 90 vs 77 TPE

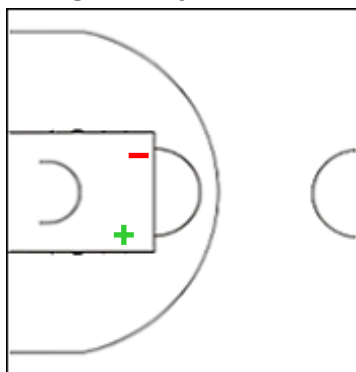
(20-19, 32-19, 13-22, 25-17)

Scoring by 5 min intervals:

	Q1		Q2		Q3		Q4	
JPN	7	20	37	52	64	65	77	90
TPE	10	19	31	38	50	60	70	77

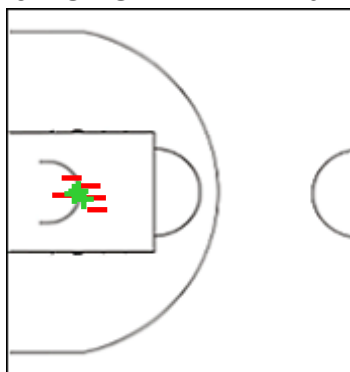
JPN - Japan

2 MORI Milai



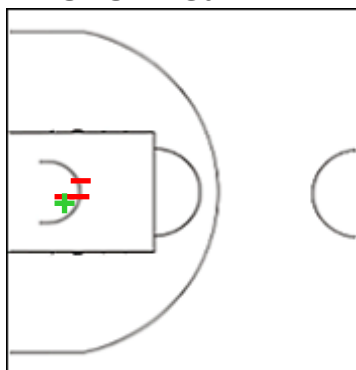
	M / A	%
Fied Goals	1 / 2	50
2 Points	1 / 2	50
3 Points	0 / 0	0
Free Throws	0 / 0	0

3 YOKOYAMA Chinami



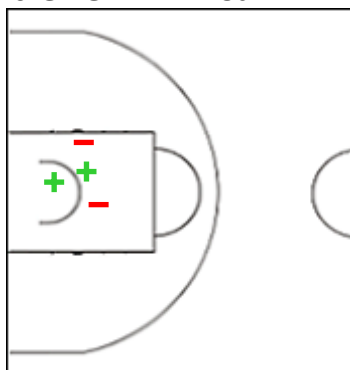
	M / A	%
Fied Goals	3 / 8	38
2 Points	3 / 8	38
3 Points	0 / 0	0
Free Throws	3 / 6	50

7 FURUYA Saki



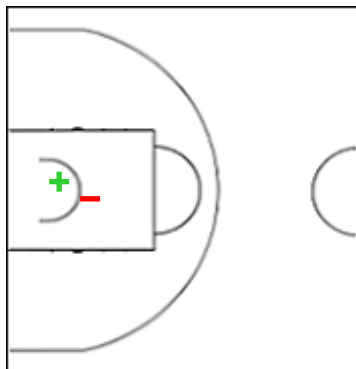
	M / A	%
Fied Goals	2 / 6	33
2 Points	1 / 4	25
3 Points	1 / 2	50
Free Throws	2 / 2	100

9 SASAKA Misaki



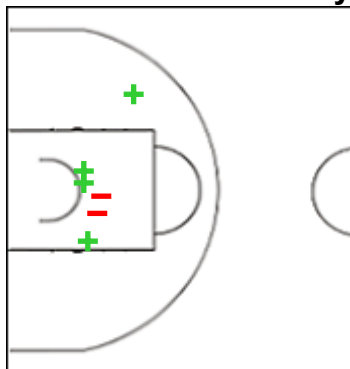
	M / A	%
Fied Goals	2 / 9	22
2 Points	2 / 4	50
3 Points	0 / 5	0
Free Throws	0 / 0	0

14 TAKAKI Minami



	M / A	%
Fied Goals	1 / 3	33
2 Points	1 / 2	50
3 Points	0 / 1	0
Free Throws	0 / 1	0

21 YASOGAWA Yuzuyu



	M / A	%
Fied Goals	9 / 13	69
2 Points	4 / 6	67
3 Points	5 / 7	71
Free Throws	0 / 1	0



Shot Chart

JPN 90 vs 77 TPE

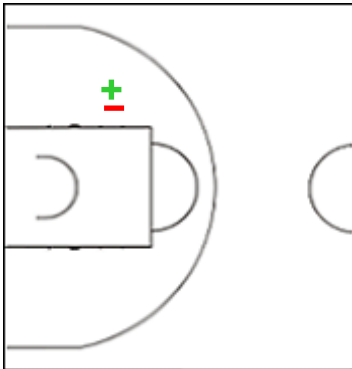
(20-19, 32-19, 13-22, 25-17)

Scoring by 5 min intervals:

	Q1		Q2		Q3		Q4	
JPN	7	20	37	52	64	65	77	90
TPE	10	19	31	38	50	60	70	77

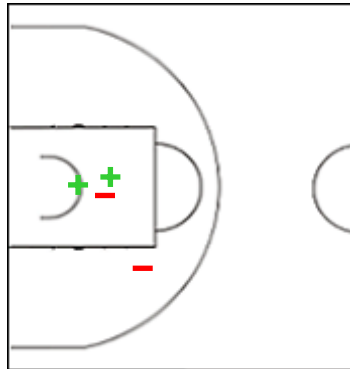
JPN - Japan

32 YABU Minami



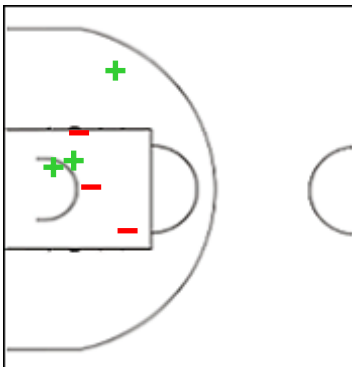
	M / A	%
Fied Goals	3 / 5	60
2 Points	1 / 2	50
3 Points	2 / 3	67
Free Throws	0 / 0	0

33 SEGAWA Reina



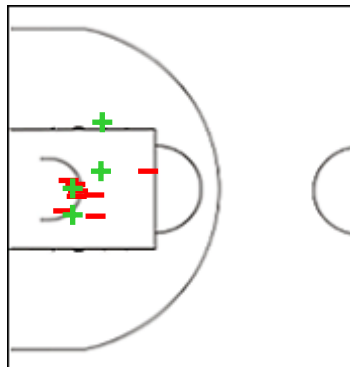
	M / A	%
Fied Goals	2 / 4	50
2 Points	2 / 4	50
3 Points	0 / 0	0
Free Throws	0 / 0	0

38 YAMAMOTO Haruka



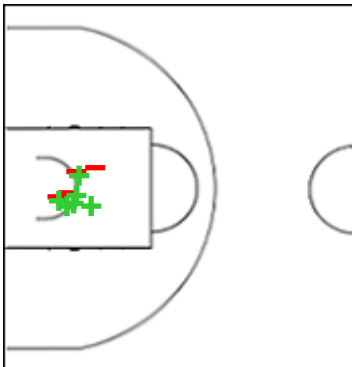
	M / A	%
Fied Goals	3 / 6	50
2 Points	3 / 6	50
3 Points	0 / 0	0
Free Throws	0 / 0	0

77 TSUNO Nanami



	M / A	%
Fied Goals	4 / 15	27
2 Points	4 / 12	33
3 Points	0 / 3	0
Free Throws	0 / 0	0

91 OWAKI Haru



	M / A	%
Fied Goals	6 / 11	55
2 Points	6 / 10	60
3 Points	0 / 1	0
Free Throws	4 / 5	80



Shot Chart

JPN 90 vs 77 TPE

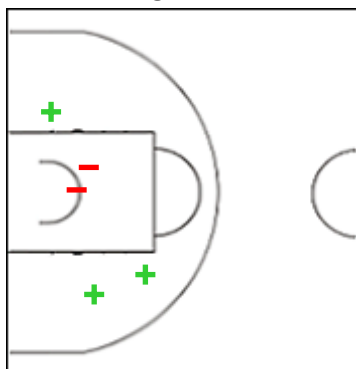
(20-19, 32-19, 13-22, 25-17)

Scoring by 5 min intervals:

	Q1		Q2		Q3		Q4	
JPN	7	20	37	52	64	65	77	90
TPE	10	19	31	38	50	60	70	77

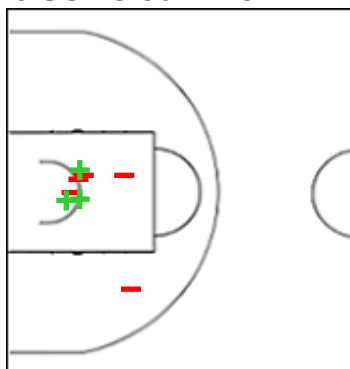
TPE - Chinese Taipei

4 LI En Hsin



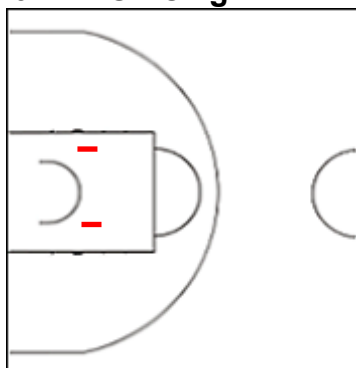
	M / A	%
Fied Goals	3 / 8	38
2 Points	3 / 5	60
3 Points	0 / 3	0
Free Throws	0 / 0	0

5 SUNG Jui Chen



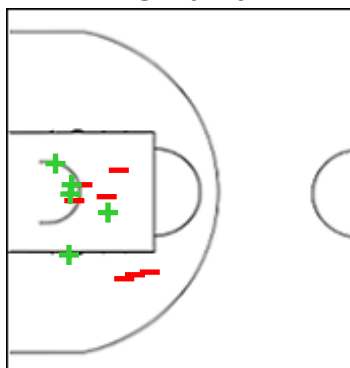
	M / A	%
Fied Goals	3 / 9	33
2 Points	3 / 8	38
3 Points	0 / 1	0
Free Throws	0 / 0	0

6 YANG Hsing En



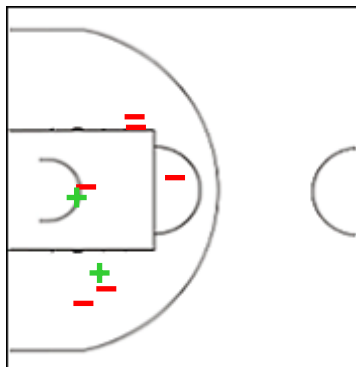
	M / A	%
Fied Goals	0 / 2	0
2 Points	0 / 2	0
3 Points	0 / 0	0
Free Throws	0 / 0	0

7 CHANG Yu Lan



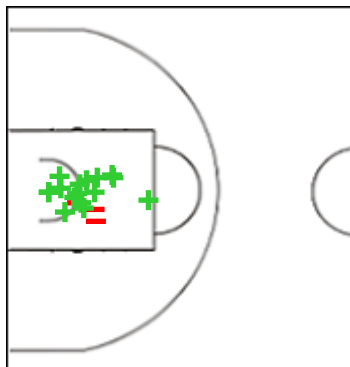
	M / A	%
Fied Goals	5 / 13	38
2 Points	5 / 12	42
3 Points	0 / 1	0
Free Throws	0 / 2	0

8 HAN Hsun



	M / A	%
Fied Goals	2 / 9	22
2 Points	2 / 8	25
3 Points	0 / 1	0
Free Throws	0 / 0	0

11 HSIAO Yu Wen



	M / A	%
Fied Goals	16 / 19	84
2 Points	16 / 19	84
3 Points	0 / 0	0
Free Throws	7 / 9	78



Shot Chart

JPN 90 vs 77 TPE

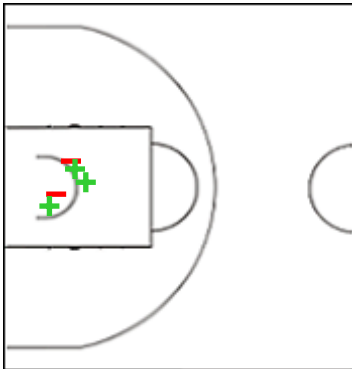
(20-19, 32-19, 13-22, 25-17)

Scoring by 5 min intervals:

	Q1		Q2		Q3		Q4	
JPN	7	20	37	52	64	65	77	90
TPE	10	19	31	38	50	60	70	77

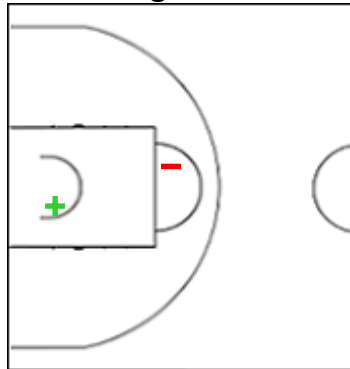
TPE - Chinese Taipei

12 YU Chin Hua



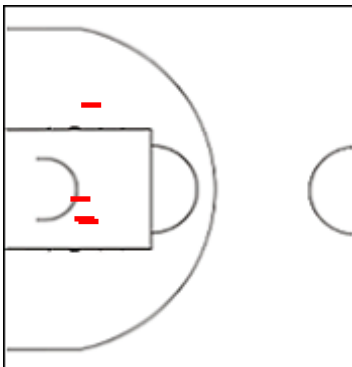
	M / A	%
Fied Goals	4 / 6	67
2 Points	3 / 5	60
3 Points	1 / 1	100
Free Throws	1 / 2	50

14 MI Jing En



	M / A	%
Fied Goals	1 / 3	33
2 Points	1 / 2	50
3 Points	0 / 1	0
Free Throws	0 / 0	0

15 HUANG Tzu Yun



	M / A	%
Fied Goals	0 / 6	0
2 Points	0 / 4	0
3 Points	0 / 2	0
Free Throws	0 / 0	0



FIBA U18 Women's Asian Championship 2021 Division A 2022

Venue: Sree Kanteerava Indoor Stadium

Game Date: TUE 06 SEP 2022

Game Time: 11:15

Game No: B/2

Attendance: 0

Game Duration: 01:36

Shot Chart

JPN 90 vs 77 TPE

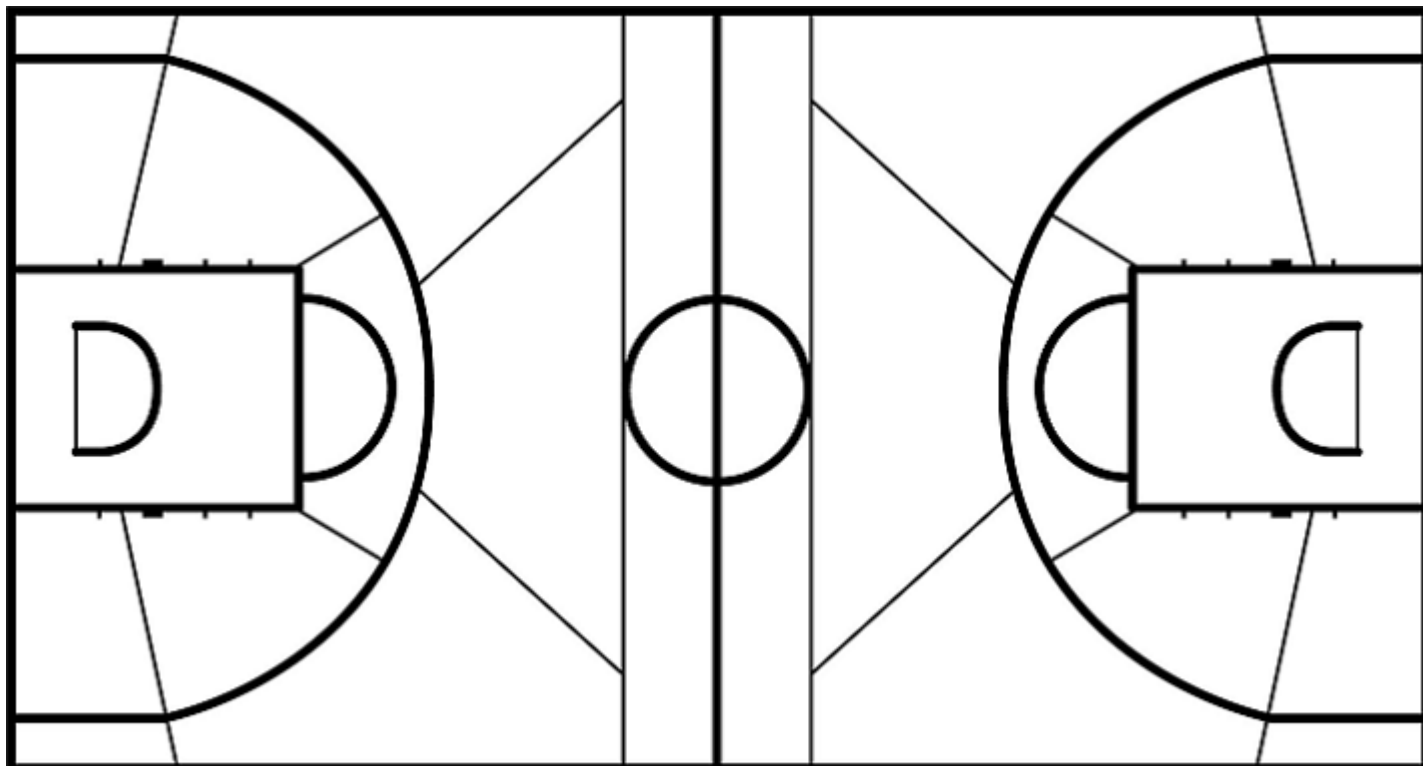
(20-19, 32-19, 13-22, 25-17)

Scoring by 5 min intervals:

	Q1		Q2		Q3		Q4	
JPN	7	20	37	52	64	65	77	90
TPE	10	19	31	38	50	60	70	77

JPN - Japan

TPE - Chinese Taipei



	M / A	%
Fied Goals	36 / 83	43
2 Points	28 / 60	47
3 Points	8 / 23	35
Free Throws	10 / 17	59

%	M / A	
45	34 / 75	Fied Goals
51	33 / 65	2 Points
10	1 / 10	3 Points
62	8 / 13	Free Throws