



Shot Chart

CHN 59 vs 76 JPN

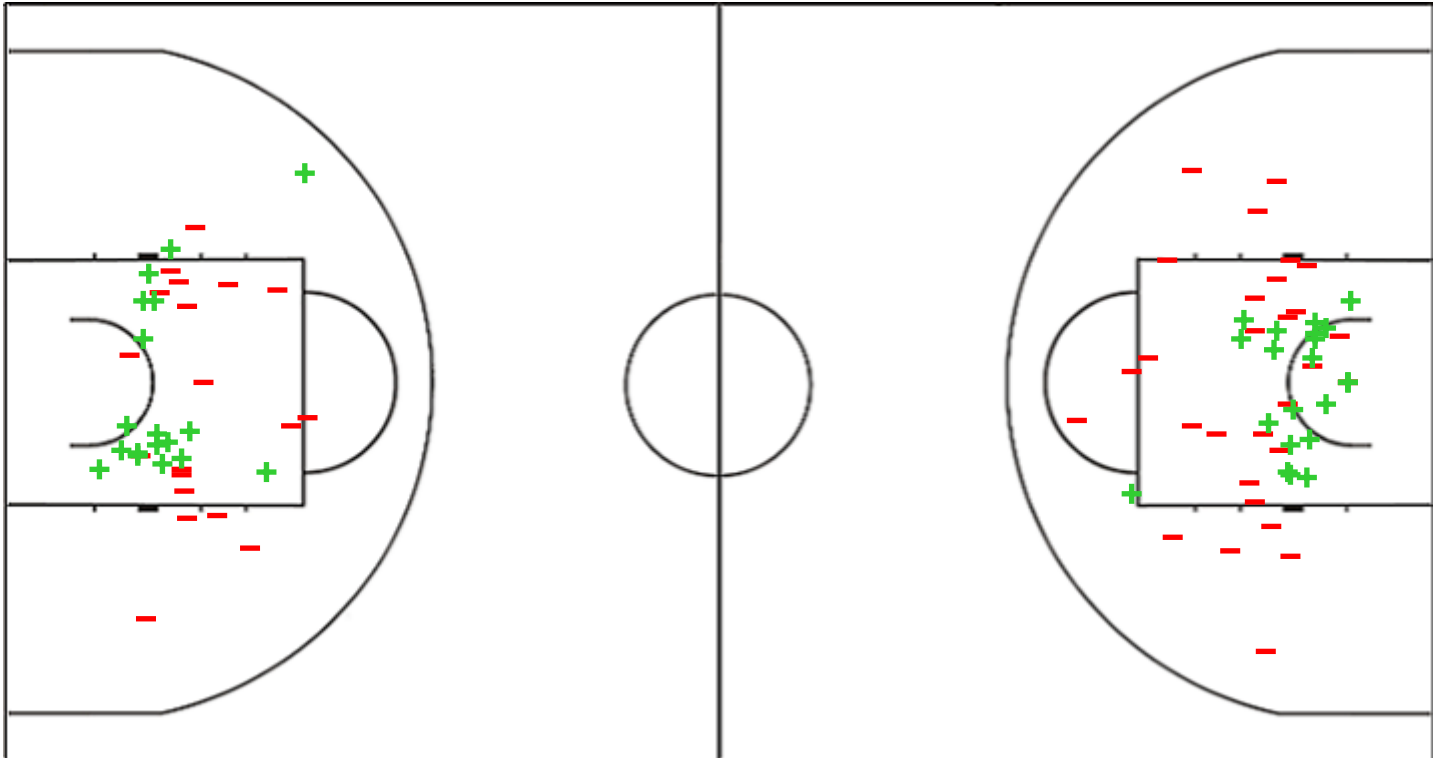
(14-18, 11-24, 24-12, 10-22)

Scoring by 5 min intervals:

	Q1		Q2		Q3		Q4	
CHN	10	14	18	25	36	49	53	59
JPN	11	18	30	42	48	54	68	76

CHN - People 's Republic of China

JPN - Japan



CHN	M / A	%
Fied Goals	24 / 59	41
2 Points	18 / 37	49
3 Points	6 / 22	27
Free Throws	5 / 9	56

%	M / A	JPN
39	30 / 76	Fied Goals
42	22 / 53	2 Points
35	8 / 23	3 Points
67	8 / 12	Free Throws



Shot Chart

CHN 59 vs 76 JPN

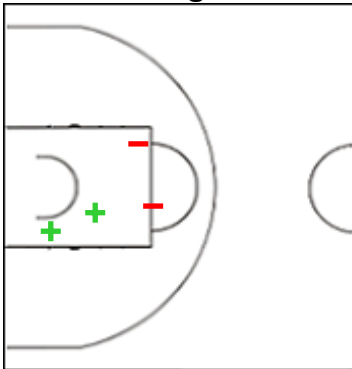
(14-18, 11-24, 24-12, 10-22)

Scoring by 5 min intervals:

	Q1		Q2		Q3		Q4	
CHN	10	14	18	25	36	49	53	59
JPN	11	18	30	42	48	54	68	76

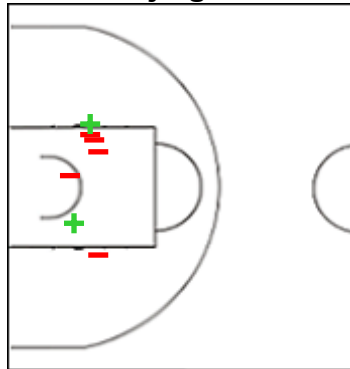
CHN - People 's Republic of China

5 HU duoling



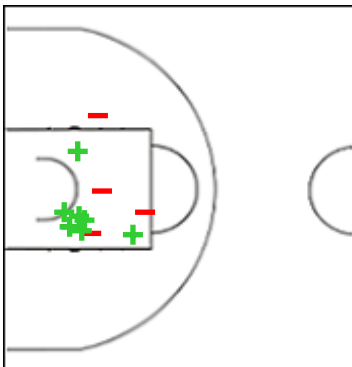
	M / A	%
Fied Goals	3 / 9	33
2 Points	2 / 4	50
3 Points	1 / 5	20
Free Throws	2 / 2	100

7 WANG jing



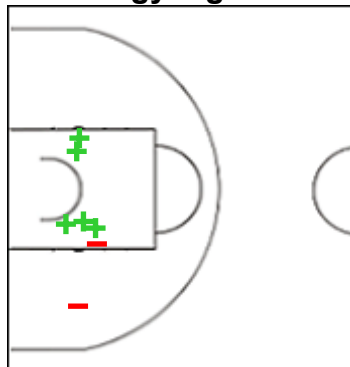
	M / A	%
Fied Goals	2 / 7	29
2 Points	2 / 7	29
3 Points	0 / 0	0
Free Throws	0 / 0	0

8 LI wenxia



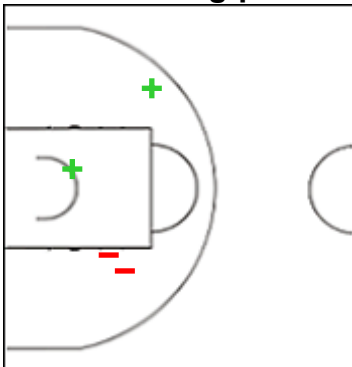
	M / A	%
Fied Goals	8 / 14	57
2 Points	7 / 12	58
3 Points	1 / 2	50
Free Throws	1 / 2	50

9 LI Qingyang



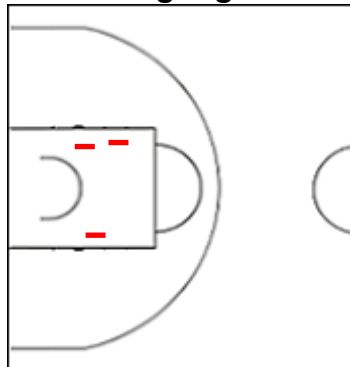
	M / A	%
Fied Goals	6 / 16	38
2 Points	5 / 7	71
3 Points	1 / 9	11
Free Throws	1 / 3	33

11 DOU zhongqiu



	M / A	%
Fied Goals	2 / 4	50
2 Points	2 / 4	50
3 Points	0 / 0	0
Free Throws	0 / 0	0

12 FENG guoguo



	M / A	%
Fied Goals	0 / 3	0
2 Points	0 / 3	0
3 Points	0 / 0	0
Free Throws	1 / 2	50



Shot Chart

CHN 59 vs 76 JPN

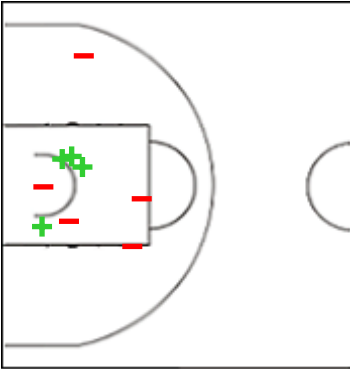
(14-18, 11-24, 24-12, 10-22)

Scoring by 5 min intervals:

	Q1		Q2		Q3		Q4	
CHN	10	14	18	25	36	49	53	59
JPN	11	18	30	42	48	54	68	76

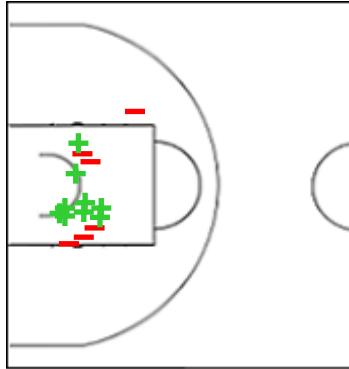
JPN - Japan

2 MORI Milai



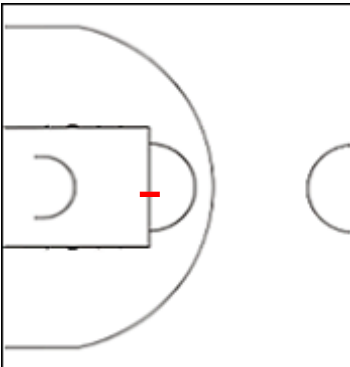
	M / A	%
Fied Goals	4 / 9	44
2 Points	4 / 9	44
3 Points	0 / 0	0
Free Throws	2 / 2	100

3 YOKOYAMA Chinami



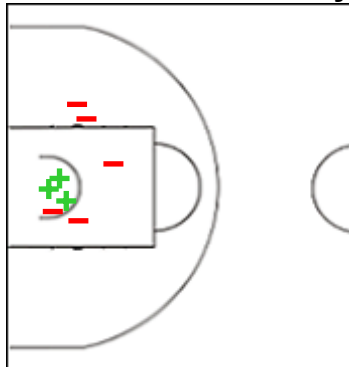
	M / A	%
Fied Goals	9 / 16	56
2 Points	9 / 15	60
3 Points	0 / 1	0
Free Throws	1 / 1	100

7 FURUYA Saki



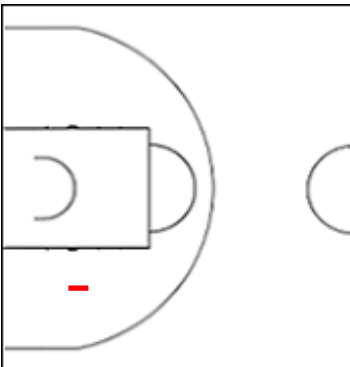
	M / A	%
Fied Goals	0 / 2	0
2 Points	0 / 1	0
3 Points	0 / 1	0
Free Throws	0 / 2	0

21 YASOGAWA Yuzuyu



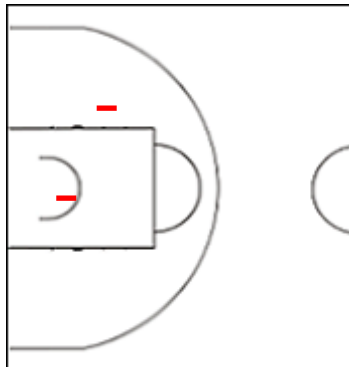
	M / A	%
Fied Goals	5 / 13	38
2 Points	3 / 8	38
3 Points	2 / 5	40
Free Throws	0 / 0	0

32 YABU Minami



	M / A	%
Fied Goals	0 / 2	0
2 Points	0 / 1	0
3 Points	0 / 1	0
Free Throws	0 / 0	0

38 YAMAMOTO Haruka



	M / A	%
Fied Goals	2 / 5	40
2 Points	0 / 2	0
3 Points	2 / 3	67
Free Throws	1 / 2	50



Shot Chart

CHN 59 vs 76 JPN

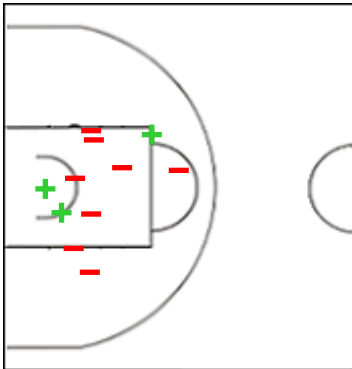
(14-18, 11-24, 24-12, 10-22)

Scoring by 5 min intervals:

	Q1		Q2		Q3		Q4	
CHN	10	14	18	25	36	49	53	59
JPN	11	18	30	42	48	54	68	76

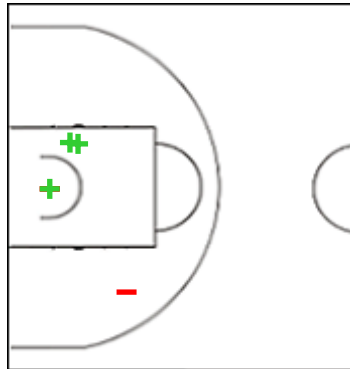
JPN - Japan

77 TSUNO Nanami



	M / A	%
Fied Goals	4 / 14	29
2 Points	3 / 11	27
3 Points	1 / 3	33
Free Throws	2 / 2	100

91 OWAKI Haru



	M / A	%
Fied Goals	3 / 7	43
2 Points	3 / 6	50
3 Points	0 / 1	0
Free Throws	0 / 1	0



FIBA U18 Women's Asian Championship 2021 Division A 2022

Venue: Sree Kanteerava Indoor Stadium
Game Date: THU 08 SEP 2022
Game Time: 15:45

Game No: B/5
Attendance: 200
Game Duration: 01:37

Shot Chart

CHN 59 vs 76 JPN

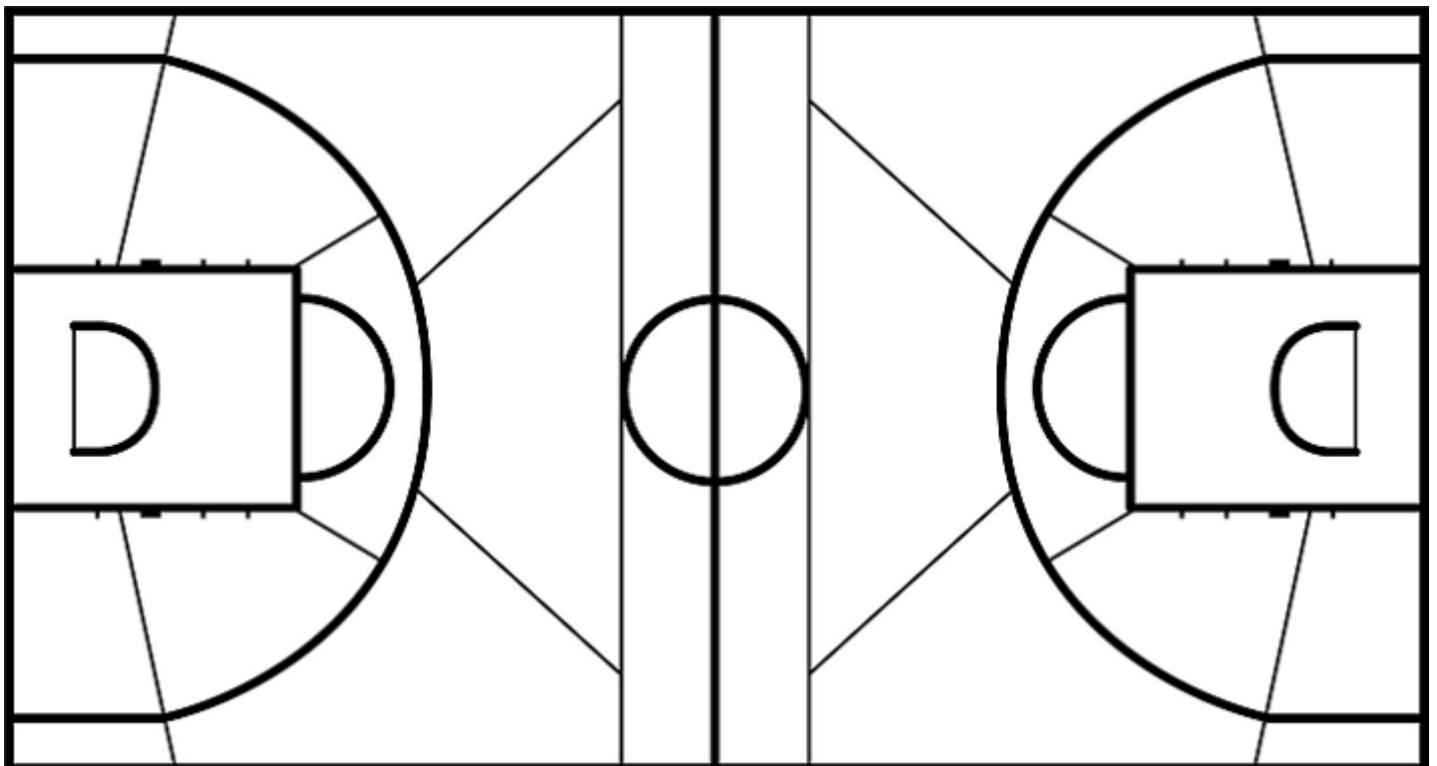
(14-18, 11-24, 24-12, 10-22)

Scoring by 5 min intervals:

	Q1		Q2		Q3		Q4	
CHN	10	14	18	25	36	49	53	59
JPN	11	18	30	42	48	54	68	76

CHN - People 's Republic of China

JPN - Japan



	M / A	%
Fied Goals	24 / 59	41
2 Points	18 / 37	49
3 Points	6 / 22	27
Free Throws	5 / 9	56

%	M / A	
39	30 / 76	Fied Goals
42	22 / 53	2 Points
35	8 / 23	3 Points
67	8 / 12	Free Throws