



Shot Chart

TPE 77 vs 67 NZL

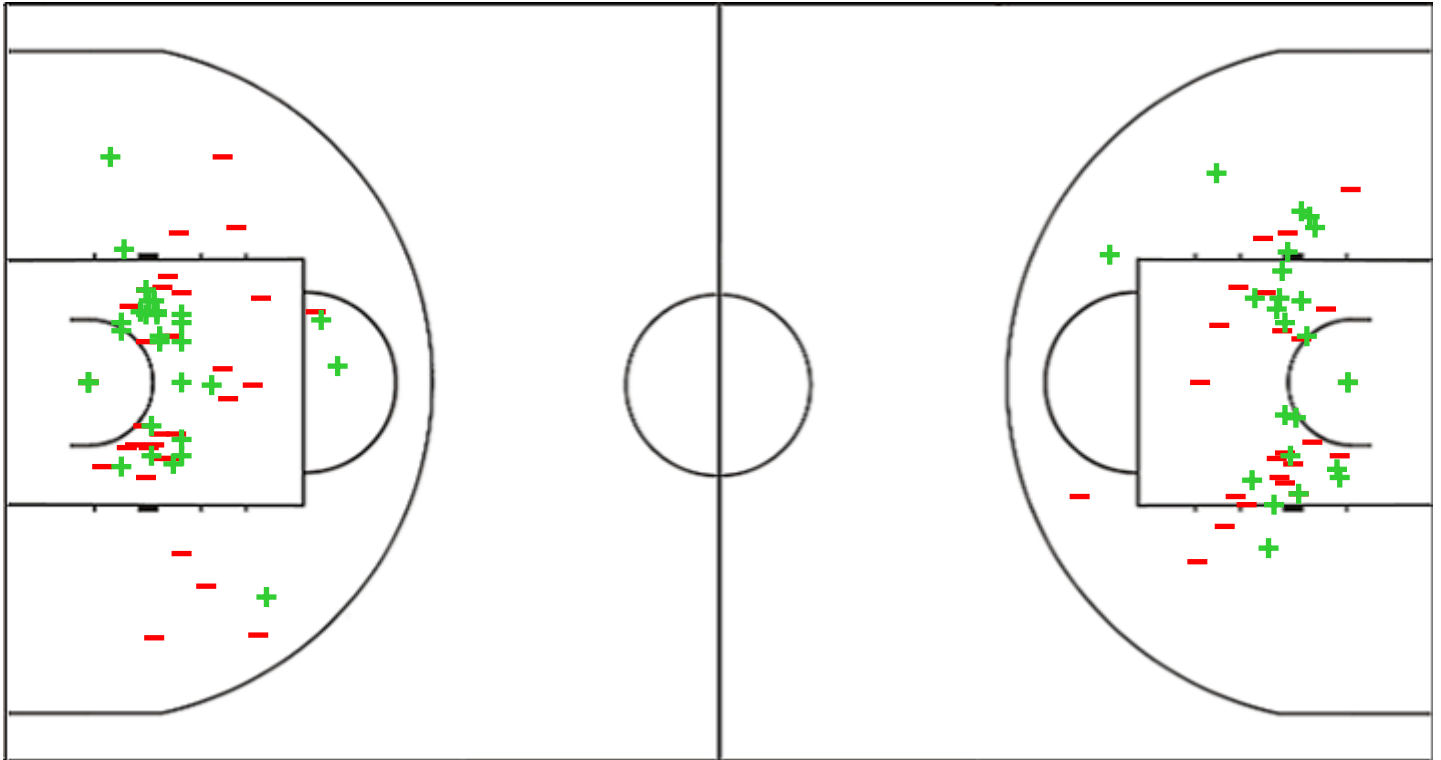
(27-9, 15-25, 14-20, 21-13)

Scoring by 5 min intervals:

	Q1		Q2		Q3		Q4	
TPE	13	27	33	42	50	56	64	77
NZL	5	9	25	34	41	54	62	67

TPE - Chinese Taipei

NZL - New Zealand



TPE	M / A	%
Fied Goals	32 / 83	39
2 Points	31 / 66	47
3 Points	1 / 17	6
Free Throws	12 / 22	55

%	M / A	NZL
41	28 / 69	Fied Goals
50	24 / 48	2 Points
19	4 / 21	3 Points
44	7 / 16	Free Throws



Shot Chart

TPE 77 vs 67 NZL

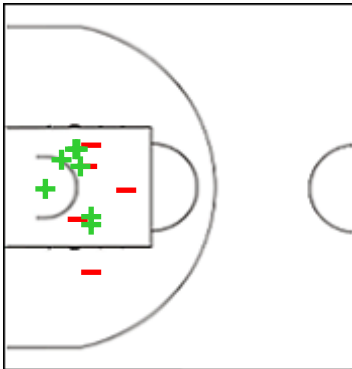
(27-9, 15-25, 14-20, 21-13)

Scoring by 5 min intervals:

	Q1		Q2		Q3		Q4	
TPE	13	27	33	42	50	56	64	77
NZL	5	9	25	34	41	54	62	67

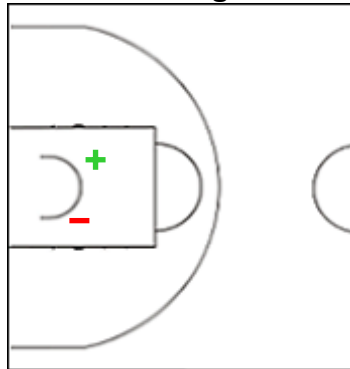
TPE - Chinese Taipei

5 SUNG Jui Chen



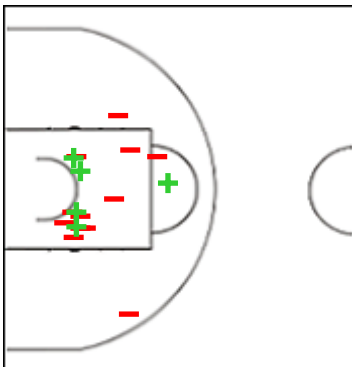
	M / A	%
Fied Goals	7 / 14	50
2 Points	7 / 12	58
3 Points	0 / 2	0
Free Throws	4 / 6	67

6 YANG Hsing En



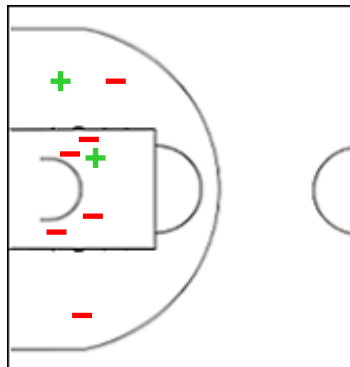
	M / A	%
Fied Goals	1 / 2	50
2 Points	1 / 2	50
3 Points	0 / 0	0
Free Throws	0 / 0	0

7 CHANG Yu Lan



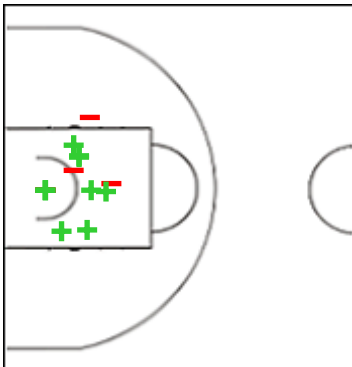
	M / A	%
Fied Goals	5 / 20	25
2 Points	5 / 17	29
3 Points	0 / 3	0
Free Throws	2 / 6	33

8 HAN Hsun



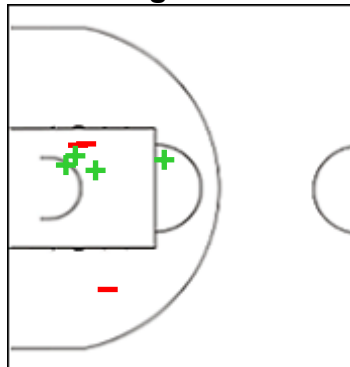
	M / A	%
Fied Goals	3 / 12	25
2 Points	2 / 8	25
3 Points	1 / 4	25
Free Throws	3 / 4	75

11 HSIAO Yu Wen



	M / A	%
Fied Goals	10 / 17	59
2 Points	10 / 17	59
3 Points	0 / 0	0
Free Throws	0 / 2	0

14 MI Jing En



	M / A	%
Fied Goals	4 / 12	33
2 Points	4 / 7	57
3 Points	0 / 5	0
Free Throws	0 / 0	0



Shot Chart

TPE 77 vs 67 NZL

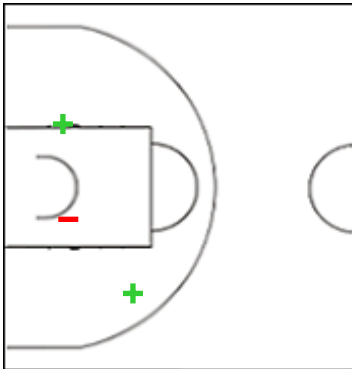
(27-9, 15-25, 14-20, 21-13)

Scoring by 5 min intervals:

	Q1		Q2		Q3		Q4	
TPE	13	27	33	42	50	56	64	77
NZL	5	9	25	34	41	54	62	67

TPE - Chinese Taipei

15 HUANG Tzu Yun



	M / A	%
Fied Goals	2 / 4	50
2 Points	2 / 3	67
3 Points	0 / 1	0
Free Throws	0 / 0	0



Shot Chart

TPE 77 vs 67 NZL

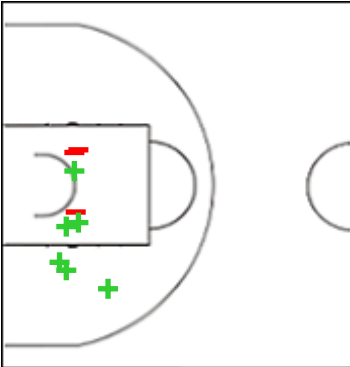
(27-9, 15-25, 14-20, 21-13)

Scoring by 5 min intervals:

	Q1		Q2		Q3		Q4	
TPE	13	27	33	42	50	56	64	77
NZL	5	9	25	34	41	54	62	67

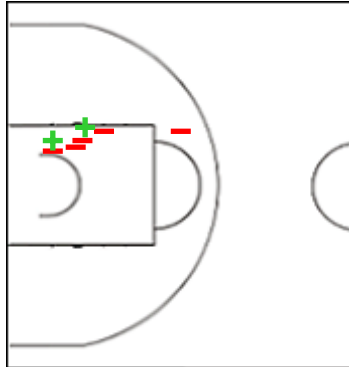
NZL - New Zealand

0 CHATFIELD Mackenzie



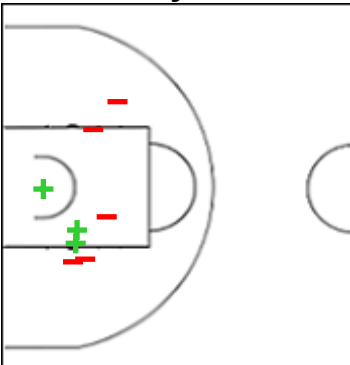
	M / A	%
Fied Goals	6 / 12	50
2 Points	6 / 9	67
3 Points	0 / 3	0
Free Throws	0 / 0	0

6 DALLOW Florence



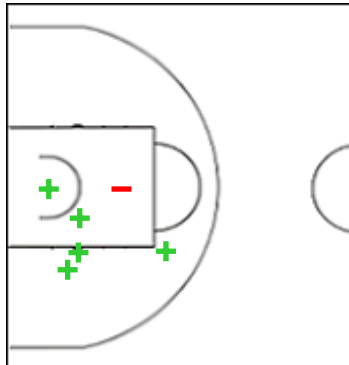
	M / A	%
Fied Goals	2 / 12	17
2 Points	2 / 7	29
3 Points	0 / 5	0
Free Throws	1 / 3	33

7 DAVEY Jyordanna



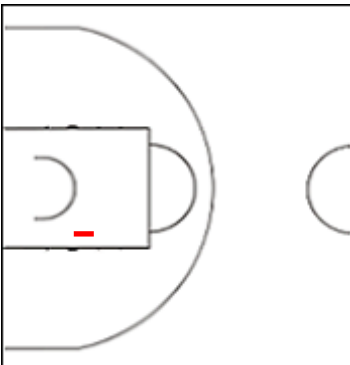
	M / A	%
Fied Goals	3 / 8	38
2 Points	3 / 8	38
3 Points	0 / 0	0
Free Throws	0 / 2	0

8 COWLEY Aria



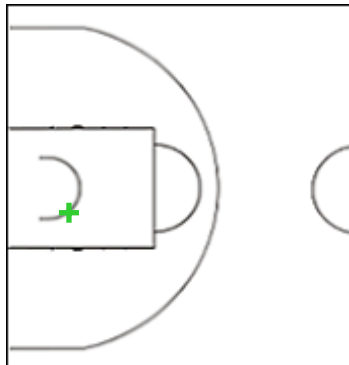
	M / A	%
Fied Goals	7 / 13	54
2 Points	5 / 6	83
3 Points	2 / 7	29
Free Throws	0 / 0	0

10 CHANDLER Maia



	M / A	%
Fied Goals	0 / 1	0
2 Points	0 / 1	0
3 Points	0 / 0	0
Free Throws	0 / 0	0

11 TUILAVE Vitolia



	M / A	%
Fied Goals	1 / 1	100
2 Points	1 / 1	100
3 Points	0 / 0	0
Free Throws	0 / 0	0



Shot Chart

TPE 77 vs 67 NZL

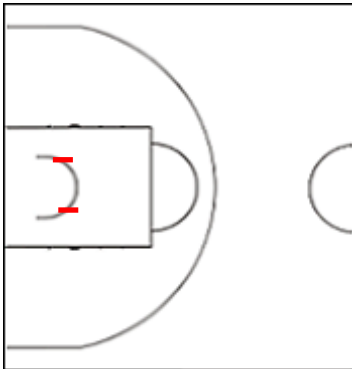
(27-9, 15-25, 14-20, 21-13)

Scoring by 5 min intervals:

	Q1		Q2		Q3		Q4	
TPE	13	27	33	42	50	56	64	77
NZL	5	9	25	34	41	54	62	67

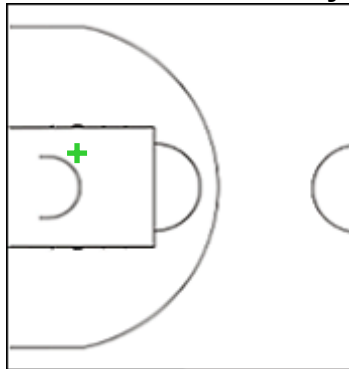
NZL - New Zealand

14 HERMAN Kate



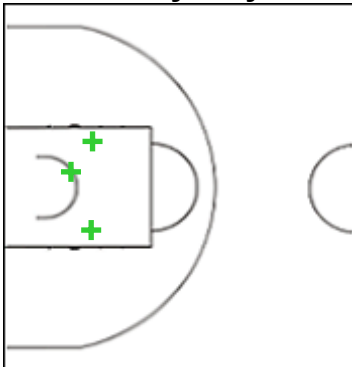
	M / A	%
Fied Goals	0 / 2	0
2 Points	0 / 2	0
3 Points	0 / 0	0
Free Throws	0 / 0	0

18 LEUSOGI-APE Allyah



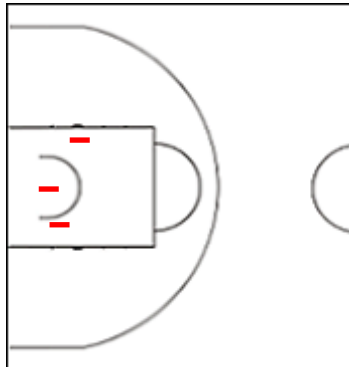
	M / A	%
Fied Goals	1 / 1	100
2 Points	1 / 1	100
3 Points	0 / 0	0
Free Throws	2 / 2	100

22 NEAL Sydney Beth Zipporah



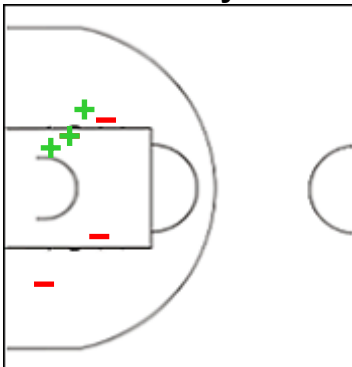
	M / A	%
Fied Goals	3 / 4	75
2 Points	3 / 3	100
3 Points	0 / 1	0
Free Throws	0 / 0	0

24 TEWHATA Lauren



	M / A	%
Fied Goals	0 / 4	0
2 Points	0 / 3	0
3 Points	0 / 1	0
Free Throws	0 / 0	0

45 PARKE Lilly



	M / A	%
Fied Goals	3 / 8	38
2 Points	3 / 7	43
3 Points	0 / 1	0
Free Throws	4 / 9	44



FIBA U18 Women's Asian Championship 2021 Division A 2022

Venue: Sree Kanteerava Indoor Stadium
Game Date: FRI 09 SEP 2022
Game Time: 15:45

Game No: 15
Attendance: 200
Game Duration: 01:45

Shot Chart

TPE 77 vs 67 NZL

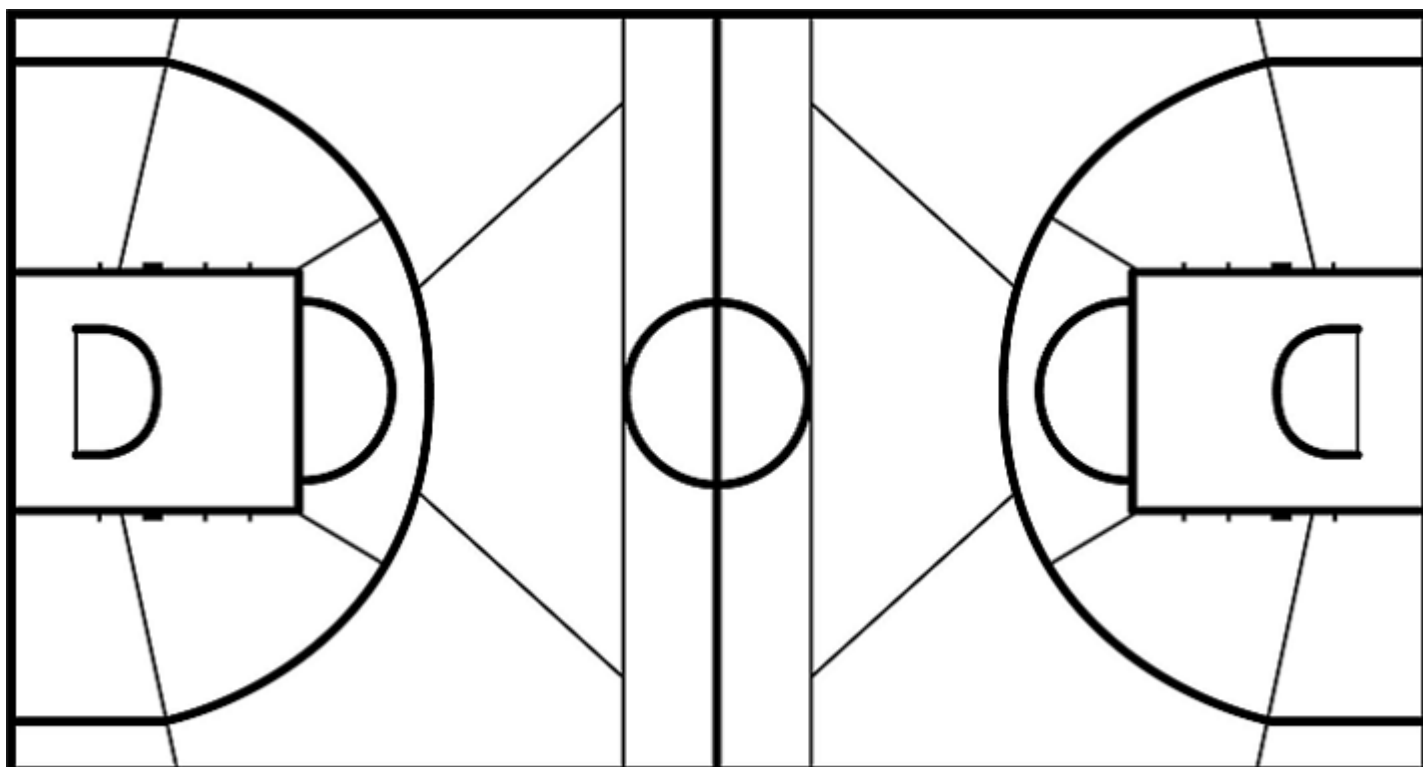
(27-9, 15-25, 14-20, 21-13)

Scoring by 5 min intervals:

	Q1		Q2		Q3		Q4	
TPE	13	27	33	42	50	56	64	77
NZL	5	9	25	34	41	54	62	67

TPE - Chinese Taipei

NZL - New Zealand



	M / A	%
Fied Goals	32 / 83	39
2 Points	31 / 66	47
3 Points	1 / 17	6
Free Throws	12 / 22	55

%	M / A	
41	28 / 69	Fied Goals
50	24 / 48	2 Points
19	4 / 21	3 Points
44	7 / 16	Free Throws