



Shot Chart

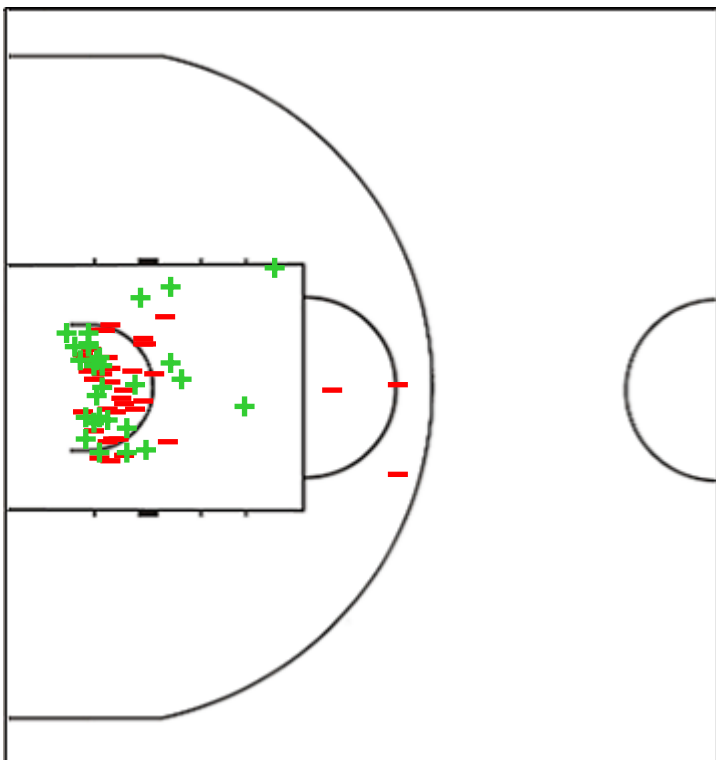
AUS 70 vs 61 TPE

(22-16, 17-17, 16-13, 15-15)

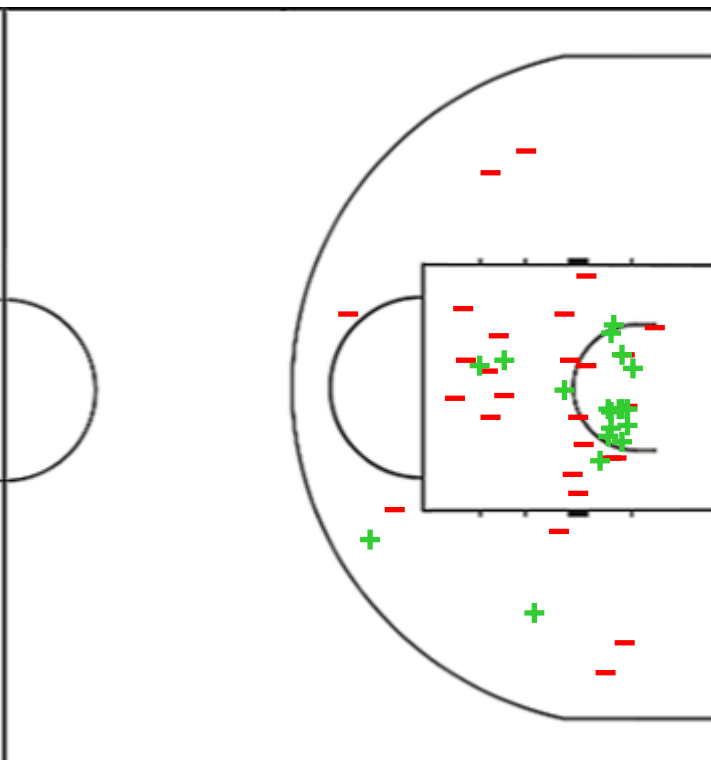
Scoring by 5 min intervals:

	Q1		Q2		Q3		Q4	
AUS	11	22	29	39	50	55	64	70
TPE	8	16	23	33	40	46	49	61

AUS - Australia



TPE - Chinese Taipei



AUS	M / A	%
Fied Goals	31 / 76	41
2 Points	29 / 68	43
3 Points	2 / 8	25
Free Throws	6 / 14	43

%	M / A	TPE
35	24 / 68	Fied Goals
41	19 / 46	2 Points
23	5 / 22	3 Points
62	8 / 13	Free Throws



Shot Chart

AUS 70 vs 61 TPE

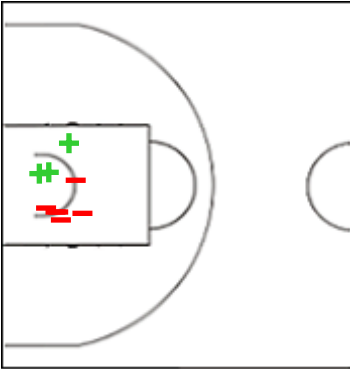
(22-16, 17-17, 16-13, 15-15)

Scoring by 5 min intervals:

	Q1		Q2		Q3		Q4	
AUS	11	22	29	39	50	55	64	70
TPE	8	16	23	33	40	46	49	61

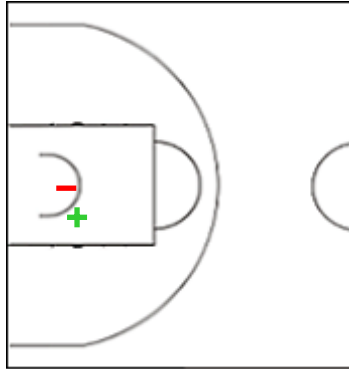
AUS - Australia

4 SHIELDS Saffron



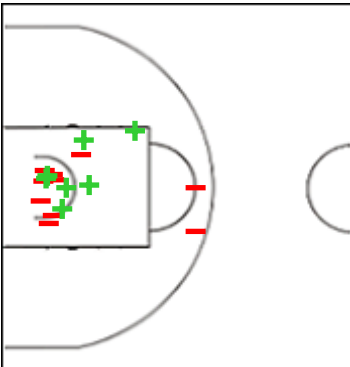
	M / A	%
Fied Goals	3 / 9	33
2 Points	3 / 9	33
3 Points	0 / 0	0
Free Throws	0 / 0	0

5 HEAL Tess



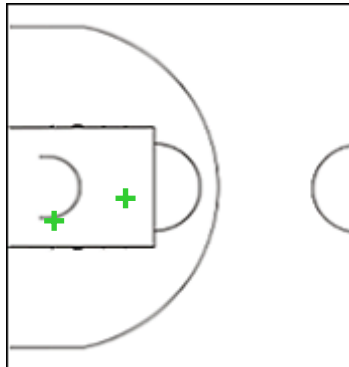
	M / A	%
Fied Goals	1 / 3	33
2 Points	1 / 2	50
3 Points	0 / 1	0
Free Throws	0 / 0	0

7 LOUGHRIDGE Dallas



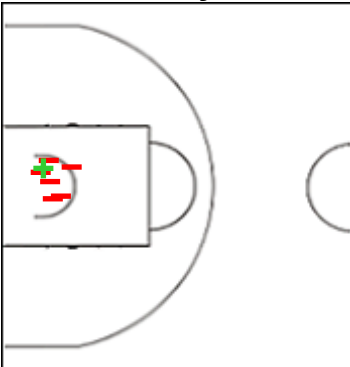
	M / A	%
Fied Goals	7 / 17	41
2 Points	7 / 17	41
3 Points	0 / 0	0
Free Throws	0 / 0	0

12 PETRIE Jessica



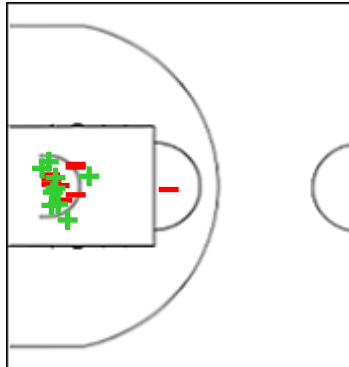
	M / A	%
Fied Goals	4 / 5	80
2 Points	2 / 2	100
3 Points	2 / 3	67
Free Throws	1 / 2	50

13 PUOCH Nyadiew



	M / A	%
Fied Goals	1 / 9	11
2 Points	1 / 7	14
3 Points	0 / 2	0
Free Throws	1 / 4	25

14 BORLASE Isobel



	M / A	%
Fied Goals	9 / 20	45
2 Points	9 / 18	50
3 Points	0 / 2	0
Free Throws	1 / 2	50



Shot Chart

AUS 70 vs 61 TPE

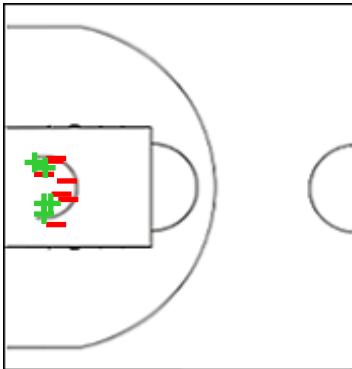
(22-16, 17-17, 16-13, 15-15)

Scoring by 5 min intervals:

	Q1		Q2		Q3		Q4	
AUS	11	22	29	39	50	55	64	70
TPE	8	16	23	33	40	46	49	61

AUS - Australia

15 JUFFERMANS Isla



	M / A	%
Fied Goals	6 / 13	46
2 Points	6 / 13	46
3 Points	0 / 0	0
Free Throws	3 / 6	50



Shot Chart

AUS 70 vs 61 TPE

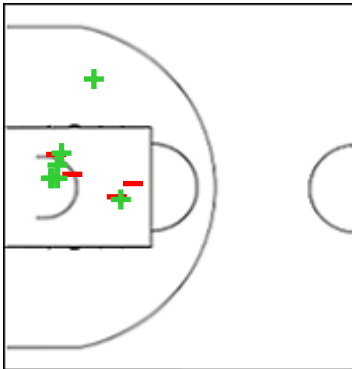
(22-16, 17-17, 16-13, 15-15)

Scoring by 5 min intervals:

	Q1		Q2		Q3		Q4	
AUS	11	22	29	39	50	55	64	70
TPE	8	16	23	33	40	46	49	61

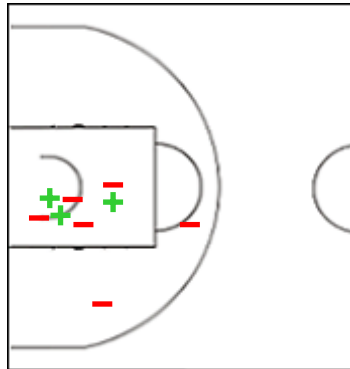
TPE - Chinese Taipei

5 SUNG Jui Chen



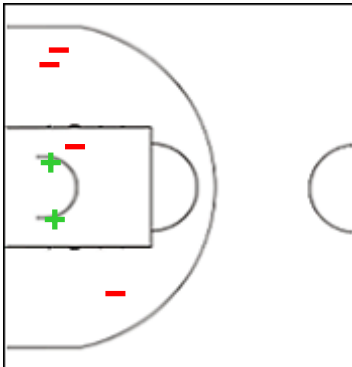
	M / A	%
Fied Goals	10 / 17	59
2 Points	7 / 11	64
3 Points	3 / 6	50
Free Throws	2 / 3	67

7 CHANG Yu Lan



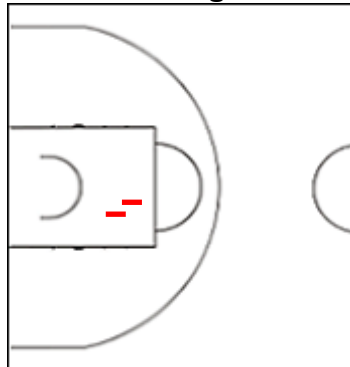
	M / A	%
Fied Goals	5 / 15	33
2 Points	3 / 9	33
3 Points	2 / 6	33
Free Throws	2 / 4	50

8 HAN Hsun



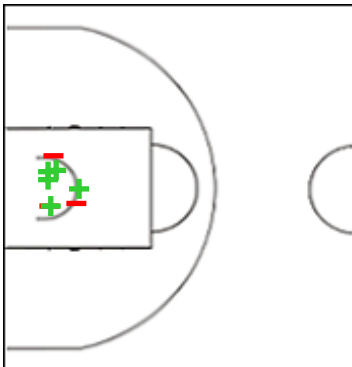
	M / A	%
Fied Goals	2 / 9	22
2 Points	2 / 6	33
3 Points	0 / 3	0
Free Throws	0 / 0	0

9 CHIU Ching En



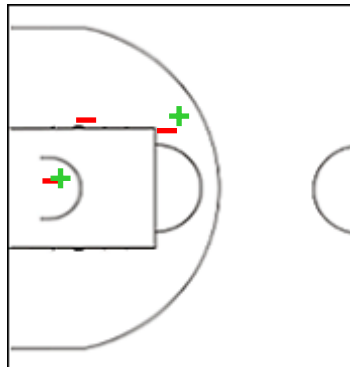
	M / A	%
Fied Goals	0 / 4	0
2 Points	0 / 2	0
3 Points	0 / 2	0
Free Throws	0 / 0	0

11 HSIAO Yu Wen



	M / A	%
Fied Goals	5 / 8	63
2 Points	5 / 8	63
3 Points	0 / 0	0
Free Throws	3 / 5	60

12 YU Chin Hua



	M / A	%
Fied Goals	2 / 5	40
2 Points	2 / 5	40
3 Points	0 / 0	0
Free Throws	1 / 1	100



Shot Chart

AUS 70 vs 61 TPE

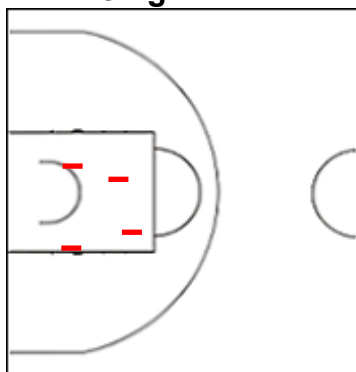
(22-16, 17-17, 16-13, 15-15)

Scoring by 5 min intervals:

	Q1		Q2		Q3		Q4	
AUS	11	22	29	39	50	55	64	70
TPE	8	16	23	33	40	46	49	61

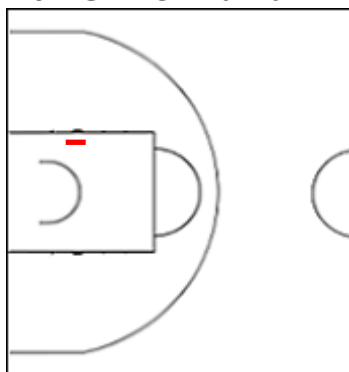
TPE - Chinese Taipei

14 MI Jing En



	M / A	%
Fied Goals	0 / 6	0
2 Points	0 / 4	0
3 Points	0 / 2	0
Free Throws	0 / 0	0

15 HUANG Tzu Yun



	M / A	%
Fied Goals	0 / 4	0
2 Points	0 / 1	0
3 Points	0 / 3	0
Free Throws	0 / 0	0



FIBA U18 Women's Asian Championship 2021 Division A 2022

Venue: Sree Kanteerava Indoor Stadium

Game Date: SAT 10 SEP 2022

Game Time: 15:45

Game No: 17

Attendance: 224

Game Duration: 01:40

Shot Chart

AUS 70 vs 61 TPE

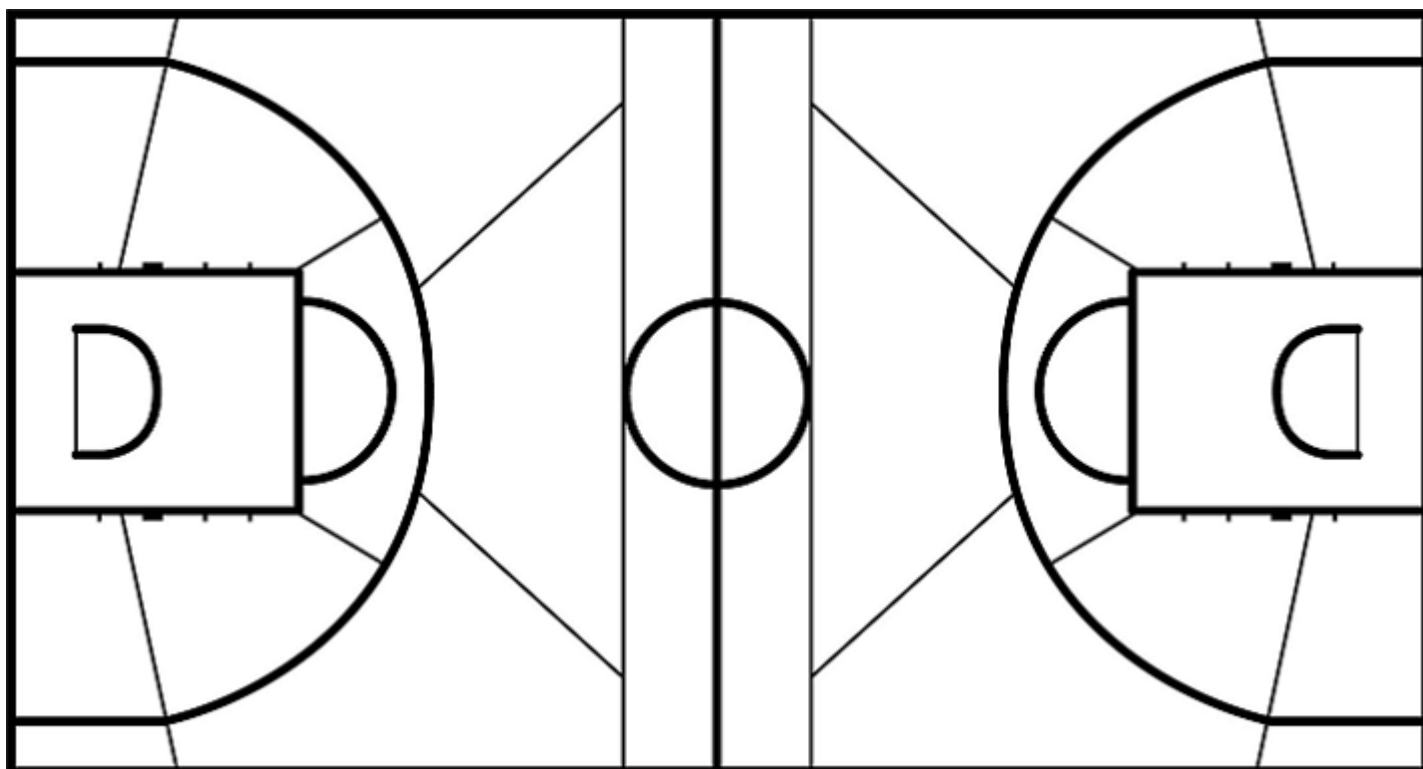
(22-16, 17-17, 16-13, 15-15)

Scoring by 5 min intervals:

	Q1		Q2		Q3		Q4	
AUS	11	22	29	39	50	55	64	70
TPE	8	16	23	33	40	46	49	61

AUS - Australia

TPE - Chinese Taipei



	M / A	%
Fied Goals	31 / 76	41
2 Points	29 / 68	43
3 Points	2 / 8	25
Free Throws	6 / 14	43

%	M / A	
35	24 / 68	Fied Goals
41	19 / 46	2 Points
23	5 / 22	3 Points
62	8 / 13	Free Throws