



Shot Chart

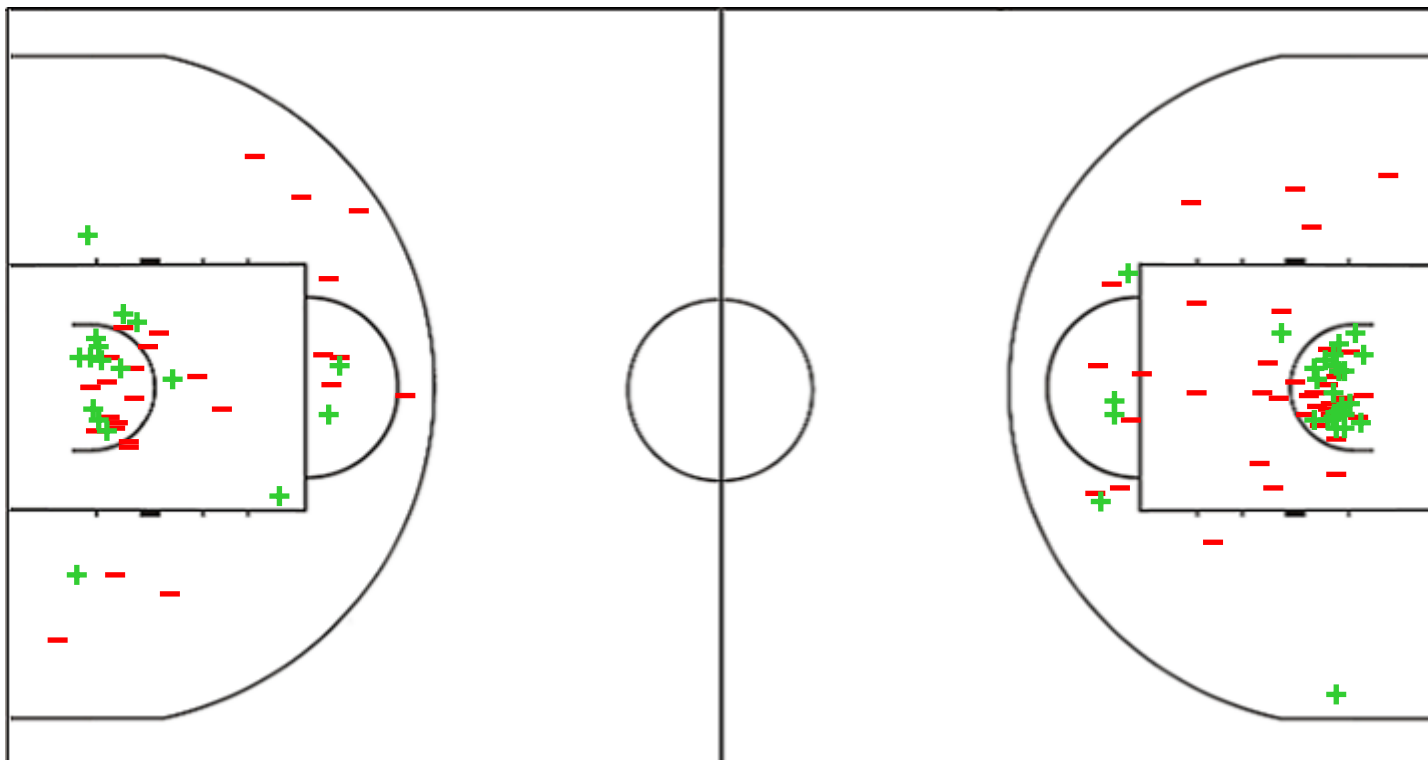
TPE 45 vs 77 JPN
(21-20, 14-18, 5-19, 5-20)

Scoring by 5 min intervals:

	Q1		Q2		Q3		Q4	
TPE	13	21	29	35	38	40	40	45
JPN	6	20	24	38	46	57	69	77

TPE - Chinese Taipei

JPN - Japan



TPE	M / A	%
Fied Goals	18 / 54	33
2 Points	17 / 46	37
3 Points	1 / 8	13
Free Throws	8 / 17	47

JPN	M / A	%
Fied Goals	33 / 90	37
2 Points	27 / 66	41
3 Points	6 / 24	25
Free Throws	5 / 10	50



Shot Chart

TPE 45 vs 77 JPN

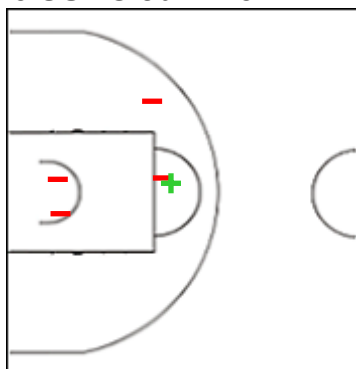
(21-20, 14-18, 5-19, 5-20)

Scoring by 5 min intervals:

	Q1		Q2		Q3		Q4	
TPE	13	21	29	35	38	40	40	45
JPN	6	20	24	38	46	57	69	77

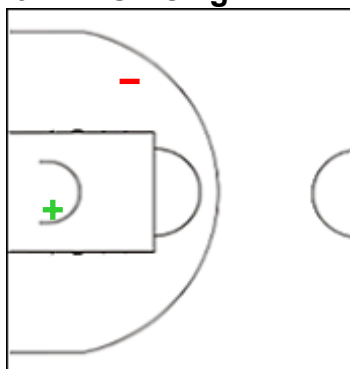
TPE - Chinese Taipei

5 SUNG Jui Chen



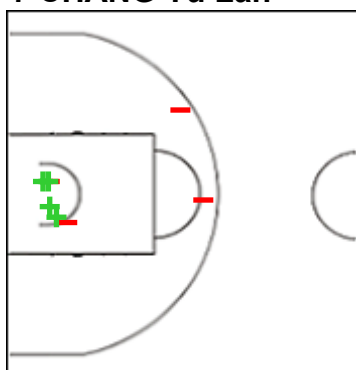
	M / A	%
Fied Goals	1 / 5	20
2 Points	1 / 5	20
3 Points	0 / 0	0
Free Throws	1 / 2	50

6 YANG Hsing En



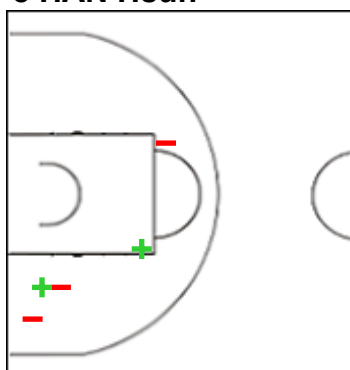
	M / A	%
Fied Goals	1 / 2	50
2 Points	1 / 2	50
3 Points	0 / 0	0
Free Throws	0 / 0	0

7 CHANG Yu Lan



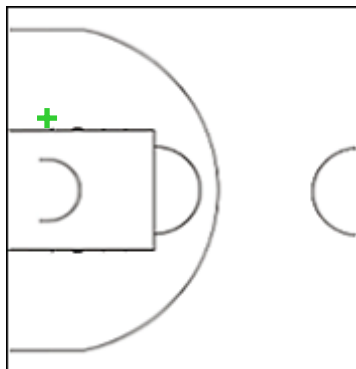
	M / A	%
Fied Goals	4 / 9	44
2 Points	4 / 8	50
3 Points	0 / 1	0
Free Throws	2 / 4	50

8 HAN Hsun



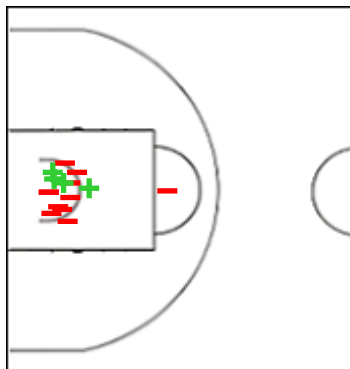
	M / A	%
Fied Goals	2 / 7	29
2 Points	2 / 5	40
3 Points	0 / 2	0
Free Throws	0 / 0	0

10 WU Pei Hsuan



	M / A	%
Fied Goals	1 / 1	100
2 Points	1 / 1	100
3 Points	0 / 0	0
Free Throws	1 / 3	33

11 HSIAO Yu Wen



	M / A	%
Fied Goals	4 / 15	27
2 Points	4 / 15	27
3 Points	0 / 0	0
Free Throws	4 / 6	67



Shot Chart

TPE 45 vs 77 JPN

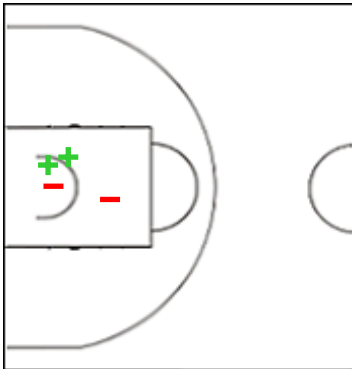
(21-20, 14-18, 5-19, 5-20)

Scoring by 5 min intervals:

	Q1		Q2		Q3		Q4	
TPE	13	21	29	35	38	40	40	45
JPN	6	20	24	38	46	57	69	77

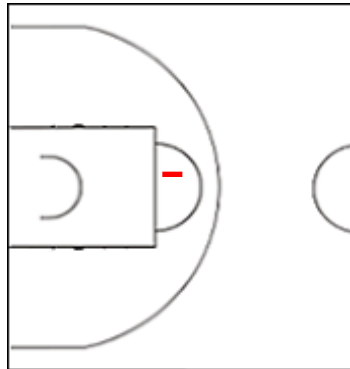
TPE - Chinese Taipei

12 YU Chin Hua



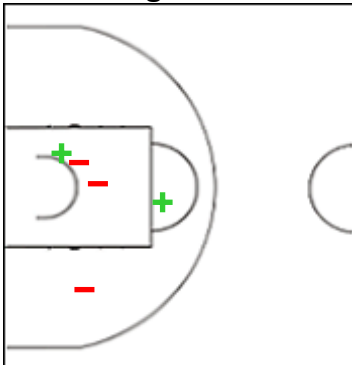
	M / A	%
Fied Goals	3 / 6	50
2 Points	2 / 4	50
3 Points	1 / 2	50
Free Throws	0 / 0	0

13 YOU Xin Hua



	M / A	%
Fied Goals	0 / 1	0
2 Points	0 / 1	0
3 Points	0 / 0	0
Free Throws	0 / 0	0

14 MI Jing En



	M / A	%
Fied Goals	2 / 7	29
2 Points	2 / 5	40
3 Points	0 / 2	0
Free Throws	0 / 0	0



Shot Chart

TPE 45 vs 77 JPN

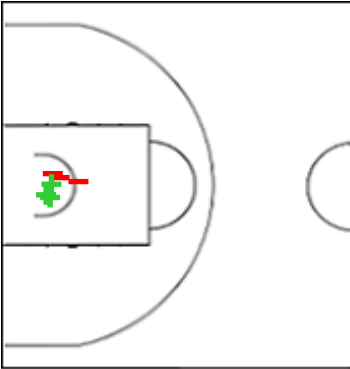
(21-20, 14-18, 5-19, 5-20)

Scoring by 5 min intervals:

	Q1		Q2		Q3		Q4	
TPE	13	21	29	35	38	40	40	45
JPN	6	20	24	38	46	57	69	77

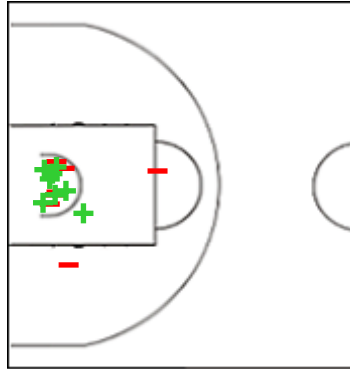
JPN - Japan

2 MORI Milai



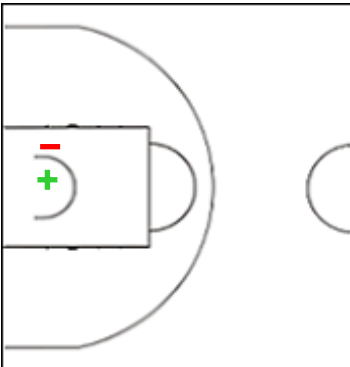
	M / A	%
Fied Goals	3 / 6	50
2 Points	3 / 6	50
3 Points	0 / 0	0
Free Throws	2 / 2	100

3 YOKOYAMA Chinami



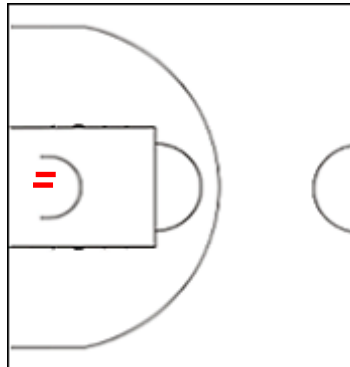
	M / A	%
Fied Goals	8 / 17	47
2 Points	8 / 15	53
3 Points	0 / 2	0
Free Throws	0 / 2	0

7 FURUYA Saki



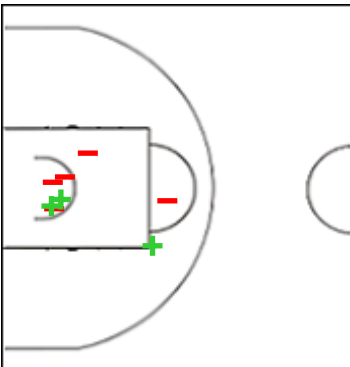
	M / A	%
Fied Goals	1 / 2	50
2 Points	1 / 2	50
3 Points	0 / 0	0
Free Throws	0 / 0	0

9 SASAKA Misaki



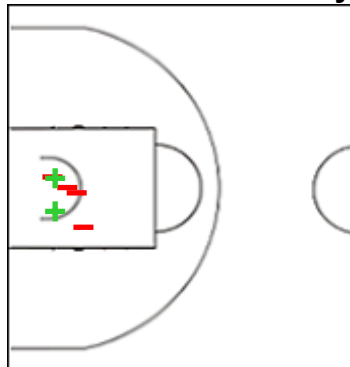
	M / A	%
Fied Goals	0 / 5	0
2 Points	0 / 2	0
3 Points	0 / 3	0
Free Throws	0 / 0	0

14 TAKAKI Minami



	M / A	%
Fied Goals	4 / 11	36
2 Points	3 / 8	38
3 Points	1 / 3	33
Free Throws	0 / 0	0

21 YASOGAWA Yuzuyu



	M / A	%
Fied Goals	3 / 9	33
2 Points	2 / 6	33
3 Points	1 / 3	33
Free Throws	0 / 0	0



Shot Chart

TPE 45 vs 77 JPN

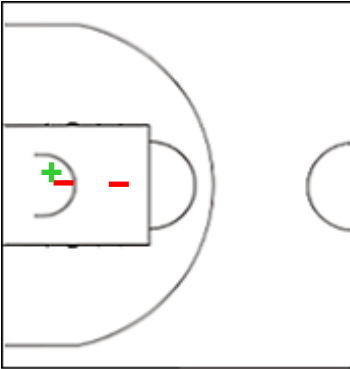
(21-20, 14-18, 5-19, 5-20)

Scoring by 5 min intervals:

	Q1		Q2		Q3		Q4	
TPE	13	21	29	35	38	40	40	45
JPN	6	20	24	38	46	57	69	77

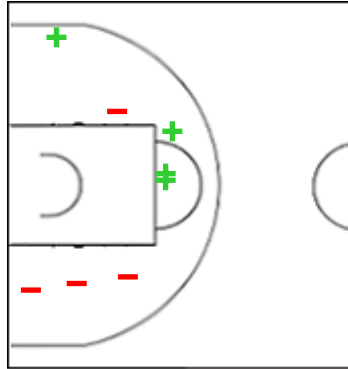
JPN - Japan

23 MORIOKA Honoka



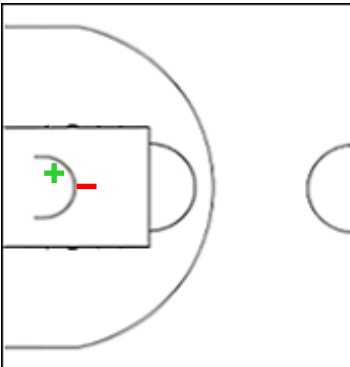
	M / A	%
Fied Goals	2 / 5	40
2 Points	1 / 3	33
3 Points	1 / 2	50
Free Throws	0 / 0	0

32 YABU Minami



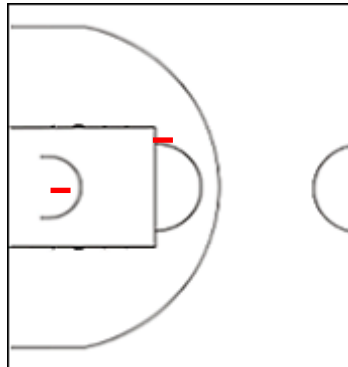
	M / A	%
Fied Goals	5 / 13	38
2 Points	4 / 8	50
3 Points	1 / 5	20
Free Throws	1 / 2	50

33 SEGAWA Reina



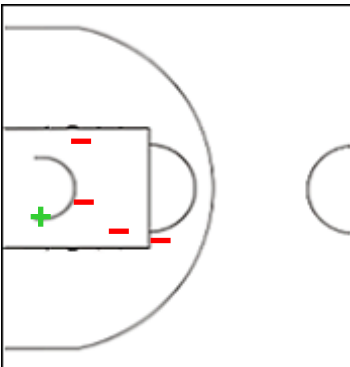
	M / A	%
Fied Goals	1 / 2	50
2 Points	1 / 2	50
3 Points	0 / 0	0
Free Throws	0 / 0	0

38 YAMAMOTO Haruka



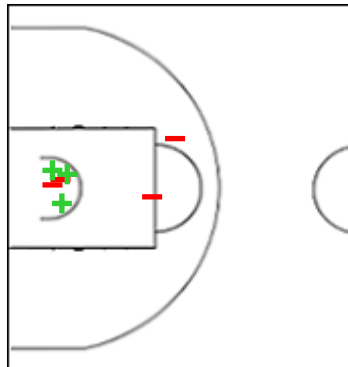
	M / A	%
Fied Goals	0 / 4	0
2 Points	0 / 2	0
3 Points	0 / 2	0
Free Throws	0 / 0	0

77 TSUNO Nanami



	M / A	%
Fied Goals	3 / 9	33
2 Points	1 / 5	20
3 Points	2 / 4	50
Free Throws	2 / 2	100

91 OWAKI Haru



	M / A	%
Fied Goals	3 / 7	43
2 Points	3 / 7	43
3 Points	0 / 0	0
Free Throws	0 / 2	0



FIBA U18 Women's Asian Championship 2022 Division A 2022

Venue: Sree Kanteerava Indoor Stadium
Game Date: SUN 11 SEP 2022
Game Time: 15:45

Game No: 19
Attendance: 267
Game Duration: 01:38

Shot Chart

TPE 45 vs 77 JPN
(21-20, 14-18, 5-19, 5-20)

Scoring by 5 min intervals:

	Q1		Q2		Q3		Q4	
TPE	13	21	29	35	38	40	40	45
JPN	6	20	24	38	46	57	69	77

TPE - Chinese Taipei

JPN - Japan



	M / A	%
Fied Goals	18 / 54	33
2 Points	17 / 46	37
3 Points	1 / 8	13
Free Throws	8 / 17	47

%	M / A	
37	33 / 90	Fied Goals
41	27 / 66	2 Points
25	6 / 24	3 Points
50	5 / 10	Free Throws