



TOURNAMENT SUMMARY

Group Phase - Group A

Phase	Game No	Teams	Date	Start Time	Location	Attendance	Final	Q1	Q2	Q3	Q4
Group Phase	1	AUS vs IND	Tue 06 Sep	18:00	Sree Kanteerava Indoor Stadium	150	116-49	32-8	28-17	31-10	25-14
	2	KOR vs NZL	Tue 06 Sep	15:45	Sree Kanteerava Indoor Stadium	0	81-64	28-14	16-14	23-19	14-17
	3	NZL vs AUS	Wed 07 Sep	13:30	Sree Kanteerava Indoor Stadium	200	44-111	13-31	11-30	10-28	10-22
	4	IND vs KOR	Wed 07 Sep	18:00	Sree Kanteerava Indoor Stadium	300	47-69	8-20	7-10	13-21	19-18
	5	AUS vs KOR	Thu 08 Sep	13:30	Sree Kanteerava Indoor Stadium	103	96-66	22-17	23-16	26-14	25-19
	6	NZL vs IND	Thu 08 Sep	18:00	Sree Kanteerava Indoor Stadium	300	66-63	17-9	19-14	15-24	15-16

Group A						Games			Points		Diff.	Bonus / Penalty	Class. Points
Rank		AUS	KOR	NZL	IND	Played	Won	Lost	For	Agn			
1	AUS		96-66	111-44	116-49	3	3	0	323	159	+164	6	
2	KOR	66-96		81-64	69-47	3	2	1	216	207	+9	5	
3	NZL	44-111	64-81		66-63	3	1	2	174	255	-81	4	
4	IND	49-116	47-69	63-66		3	0	3	159	251	-92	3	

Group Phase - Group B

Phase	Game No	Teams	Date	Start Time	Location	Attendance	Final	Q1	Q2	Q3	Q4
Group Phase	1	CHN vs INA	Tue 06 Sep	13:30	Sree Kanteerava Indoor Stadium	102	91-30	22-7	29-15	25-7	15-1
	2	JPN vs TPE	Tue 06 Sep	11:15	Sree Kanteerava Indoor Stadium	0	90-77	20-19	32-19	13-22	25-17
	3	TPE vs CHN	Wed 07 Sep	15:45	Sree Kanteerava Indoor Stadium	200	74-61	10-25	21-11	25-8	18-17
	4	INA vs JPN	Wed 07 Sep	11:15	Sree Kanteerava Indoor Stadium	0	35-107	2-32	6-26	19-21	8-28
	5	CHN vs JPN	Thu 08 Sep	15:45	Sree Kanteerava Indoor Stadium	200	59-76	14-18	11-24	24-12	10-22
	6	TPE vs INA	Thu 08 Sep	11:15	Sree Kanteerava Indoor Stadium	0	81-16	28-4	20-4	18-2	15-6

Group B						Games			Points		Diff.	Bonus / Penalty	Class. Points
Rank		JPN	TPE	CHN	INA	Played	Won	Lost	For	Agn			
1	JPN		90-77	76-59	107-35	3	3	0	273	171	+102	6	
2	TPE	77-90		74-61	81-16	3	2	1	232	167	+65	5	
3	CHN	59-76	61-74		91-30	3	1	2	211	180	+31	4	
4	INA	35-107	16-81	30-91		3	0	3	81	279	-198	3	

Classification 7-8

Phase	Game No	Teams	Date	Start Time	Location	Attendance	Final	Q1	Q2	Q3	Q4
Classification 7-8	A	IND vs INA	Fri 09 Sep	13:30	Sree Kanteerava Indoor Stadium	100	45-48	5-17	17-10	19-11	4-10

Qualification to Semi-Finals

Phase	Game No	Teams	Date	Start Time	Location	Attendance	Final	Q1	Q2	Q3	Q4
Qualification to Semi-Finals	A	TPE vs NZL	Fri 09 Sep	15:45	Sree Kanteerava Indoor Stadium	200	77-67	27-9	15-25	14-20	21-13
		KOR vs CHN	Fri 09 Sep	18:00	Sree Kanteerava Indoor Stadium	0	53-70	13-21	15-14	14-18	11-17

Classification 5-6

Phase	Game No	Teams	Date	Start Time	Location	Attendance	Final	Q1	Q2	Q3	Q4
Classification 5-6	A	KOR vs NZL	Sat 10 Sep	13:30	Sree Kanteerava Indoor Stadium	200	73-56	20-16	13-15	14-16	26-9



TOURNAMENT SUMMARY

Semi-Finals

Phase	Game No	Teams	Date	Start Time	Location	Attendance	Final	Q1	Q2	Q3	Q4
Semi-Finals	A	AUS vs TPE	Sat 10 Sep	15:45	Sree Kanteerava Indoor Stadium	224	70-61	22-16	17-17	16-13	15-15
		JPN vs CHN	Sat 10 Sep	18:00	Sree Kanteerava Indoor Stadium	300	51-54	12-13	10-18	12-18	17-5

3rd Place Game

Phase	Game No	Teams	Date	Start Time	Location	Attendance	Final	Q1	Q2	Q3	Q4
3rd Place Game	A	TPE vs JPN	Sun 11 Sep	15:45	Sree Kanteerava Indoor Stadium	267	45-77	21-20	14-18	5-19	5-20

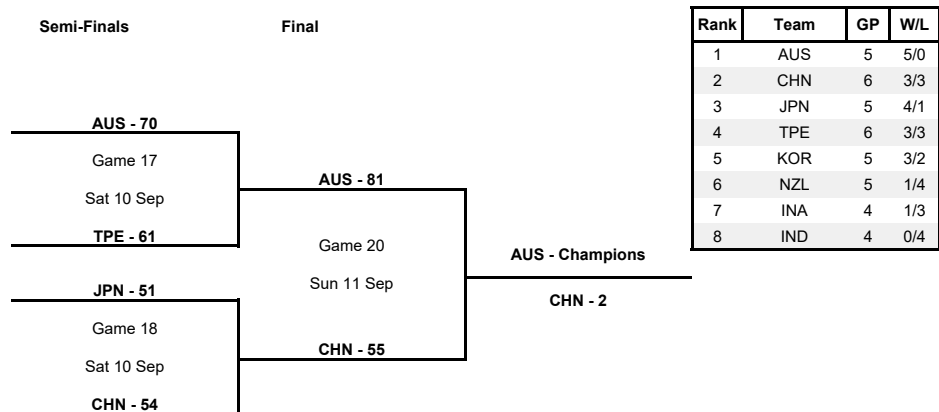
Final

Phase	Game No	Teams	Date	Start Time	Location	Attendance	Final	Q1	Q2	Q3	Q4
Final	A	AUS vs CHN	Sun 11 Sep	18:00	Sree Kanteerava Indoor Stadium	1,147	81-55	22-14	22-16	16-13	21-12

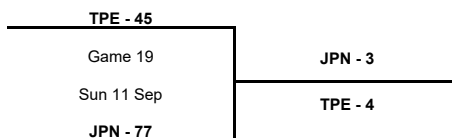
Legend :							
Class.	Classification	Diff.	Difference	DSQ	Disqualified	GP	Games played
OTx	Overtime	Qx	Quarter Time	W/L	Win/Loss		



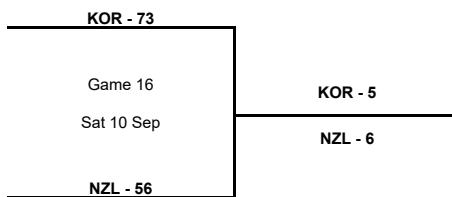
TOURNAMENT SUMMARY



3rd Place Game



Classification 5-6



Classification 7-8

