



Shot Chart

MLI 56 vs 65 SLO

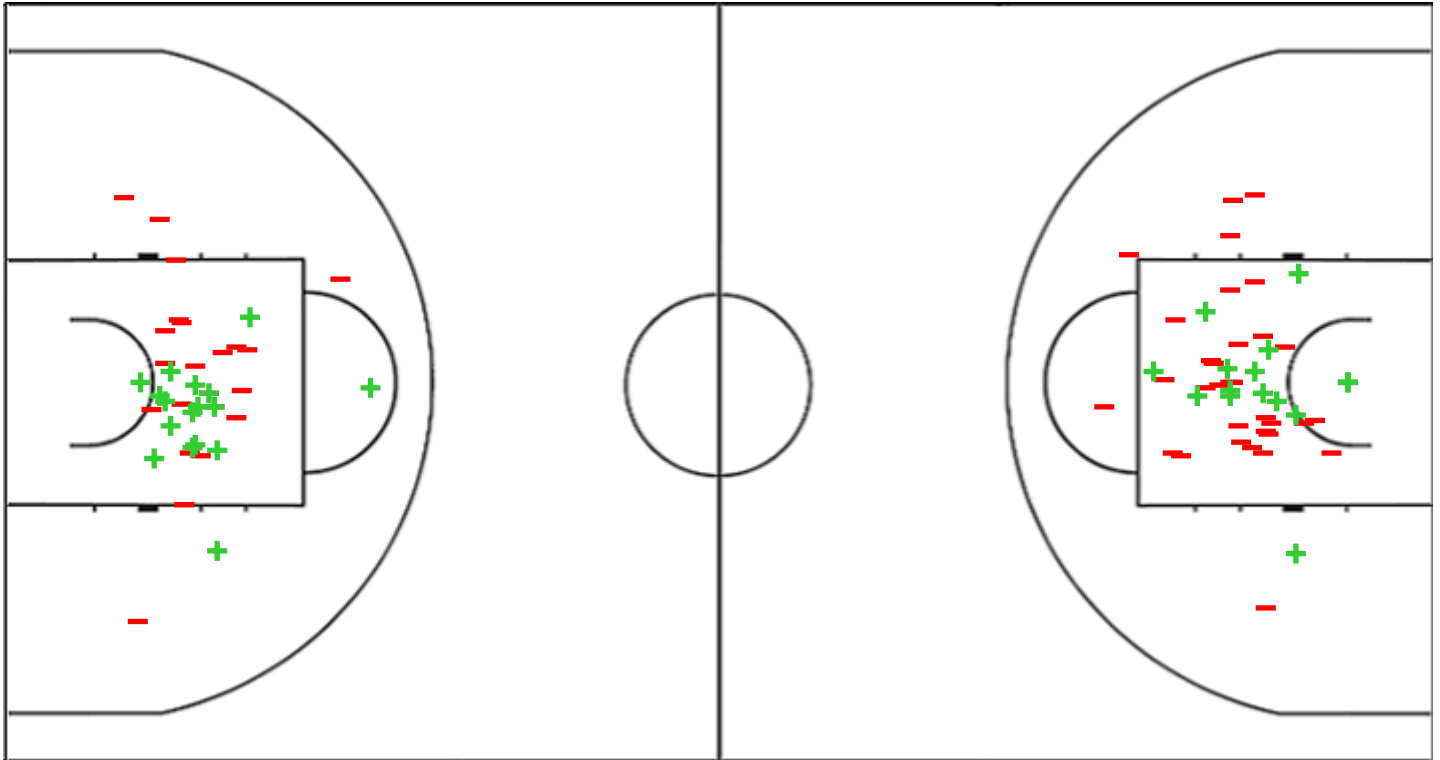
(8-11, 17-12, 15-21, 16-21)

Scoring by 5 min intervals:

	Q1		Q2		Q3		Q4	
MLI	4	8	14	25	38	40	50	56
SLO	4	11	19	23	31	44	55	65

MLI - Mali

SLO - Slovenia



MLI	M / A	%
Fied Goals	23 / 61	38
2 Points	17 / 39	44
3 Points	6 / 22	27
Free Throws	4 / 6	67

%	M / A	SLO
26	20 / 76	Fied Goals
31	15 / 48	2 Points
18	5 / 28	3 Points
65	20 / 31	Free Throws

GLOBAL PARTNERS





Shot Chart

MLI 56 vs 65 SLO

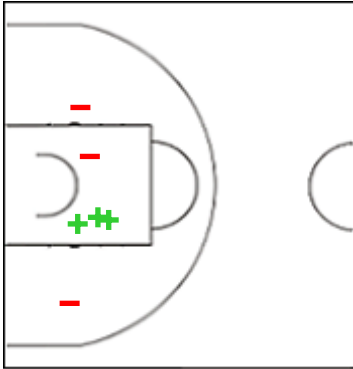
(8-11, 17-12, 15-21, 16-21)

Scoring by 5 min intervals:

	Q1		Q2		Q3		Q4	
MLI	4	8	14	25	38	40	50	56
SLO	4	11	19	23	31	44	55	65

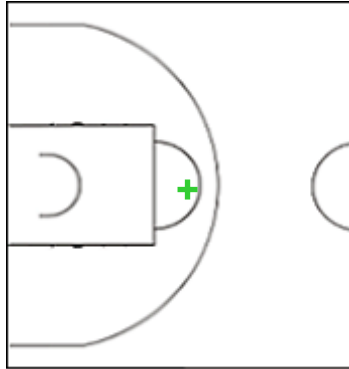
MLI - Mali

7 DOUMBIA Ibrahim Oumar



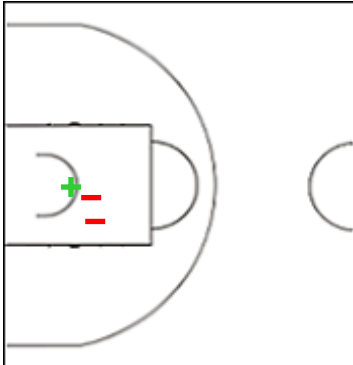
	M / A	%
Fied Goals	3 / 11	27
2 Points	3 / 6	50
3 Points	0 / 5	0
Free Throws	0 / 0	0

8 DAGNON Souleymane



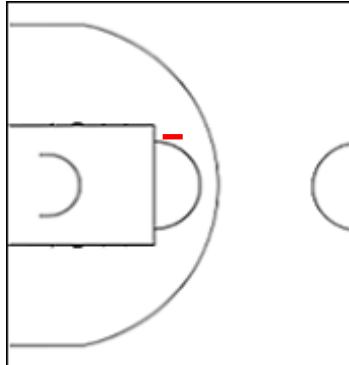
	M / A	%
Fied Goals	1 / 4	25
2 Points	1 / 1	100
3 Points	0 / 3	0
Free Throws	0 / 0	0

9 KEITA Karamoko Bengaly



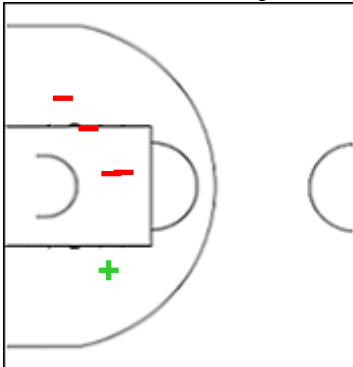
	M / A	%
Fied Goals	1 / 3	33
2 Points	1 / 3	33
3 Points	0 / 0	0
Free Throws	0 / 0	0

11 DIAWARA Moussa Lamine



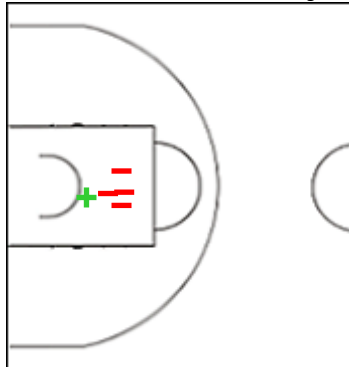
	M / A	%
Fied Goals	3 / 7	43
2 Points	0 / 1	0
3 Points	3 / 6	50
Free Throws	1 / 2	50

12 KEITA Chouaybou



	M / A	%
Fied Goals	3 / 8	38
2 Points	1 / 5	20
3 Points	2 / 3	67
Free Throws	0 / 1	0

21 COULIBALY Ladji



	M / A	%
Fied Goals	2 / 6	33
2 Points	1 / 5	20
3 Points	1 / 1	100
Free Throws	0 / 0	0

GLOBAL PARTNERS





Shot Chart

MLI 56 vs 65 SLO

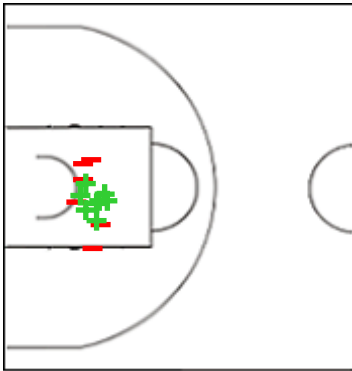
(8-11, 17-12, 15-21, 16-21)

Scoring by 5 min intervals:

	Q1		Q2		Q3		Q4	
MLI	4	8	14	25	38	40	50	56
SLO	4	11	19	23	31	44	55	65

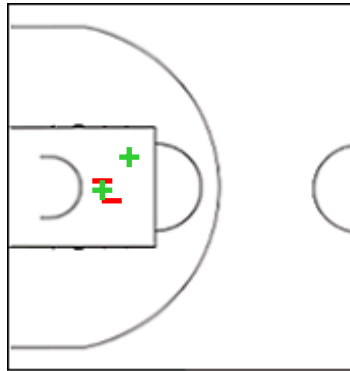
MLI - Mali

32 DIALLO Malick



	M / A	%
Fied Goals	8 / 15	53
2 Points	8 / 14	57
3 Points	0 / 1	0
Free Throws	3 / 3	100

34 KEITA Cheick Tidane



	M / A	%
Fied Goals	2 / 4	50
2 Points	2 / 4	50
3 Points	0 / 0	0
Free Throws	0 / 0	0

GLOBAL PARTNERS





Shot Chart

MLI 56 vs 65 SLO

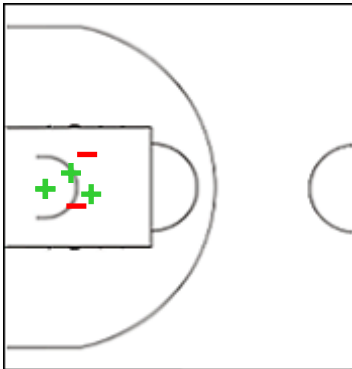
(8-11, 17-12, 15-21, 16-21)

Scoring by 5 min intervals:

	Q1		Q2		Q3		Q4	
MLI	4	8	14	25	38	40	50	56
SLO	4	11	19	23	31	44	55	65

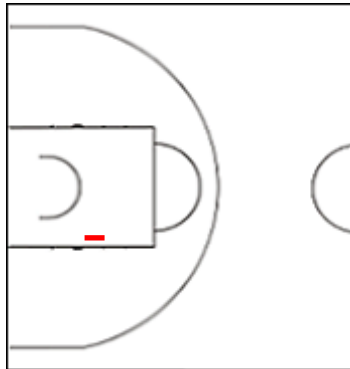
SLO - Slovenia

5 LICAN Lon



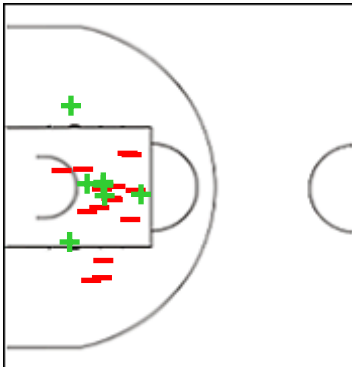
	M / A	%
Fied Goals	5 / 14	36
2 Points	4 / 6	67
3 Points	1 / 8	13
Free Throws	0 / 0	0

6 POPOVIC Rok



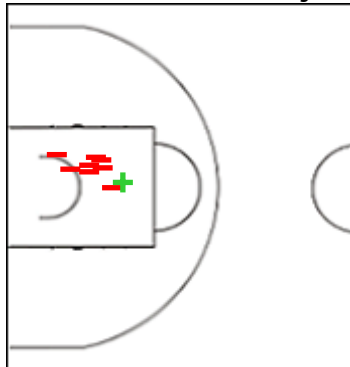
	M / A	%
Fied Goals	0 / 1	0
2 Points	0 / 1	0
3 Points	0 / 0	0
Free Throws	1 / 2	50

7 VIDE Jan



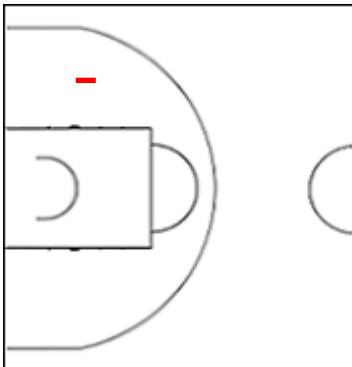
	M / A	%
Fied Goals	9 / 26	35
2 Points	7 / 22	32
3 Points	2 / 4	50
Free Throws	11 / 13	85

10 DIZDAREVIC Nejc



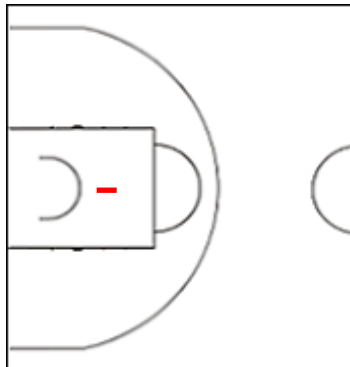
	M / A	%
Fied Goals	1 / 15	7
2 Points	1 / 9	11
3 Points	0 / 6	0
Free Throws	2 / 5	40

11 URBANIJA Nik



	M / A	%
Fied Goals	2 / 9	22
2 Points	0 / 1	0
3 Points	2 / 8	25
Free Throws	3 / 5	60

12 RENER Jure



	M / A	%
Fied Goals	0 / 1	0
2 Points	0 / 1	0
3 Points	0 / 0	0
Free Throws	0 / 2	0

GLOBAL PARTNERS





Shot Chart

MLI 56 vs 65 SLO

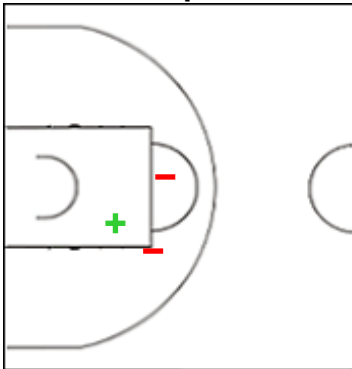
(8-11, 17-12, 15-21, 16-21)

Scoring by 5 min intervals:

	Q1		Q2		Q3		Q4	
MLI	4	8	14	25	38	40	50	56
SLO	4	11	19	23	31	44	55	65

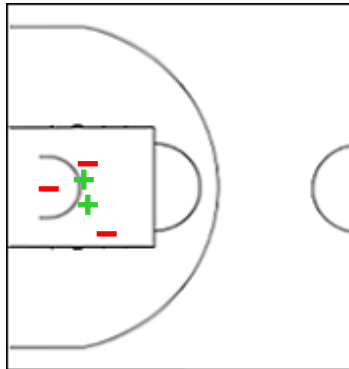
SLO - Slovenia

13 PIRS Filip



	M / A	%
Fied Goals	1 / 4	25
2 Points	1 / 3	33
3 Points	0 / 1	0
Free Throws	3 / 4	75

15 TRATAR Blaz



	M / A	%
Fied Goals	2 / 6	33
2 Points	2 / 5	40
3 Points	0 / 1	0
Free Throws	0 / 0	0

GLOBAL PARTNERS





Shot Chart

MLI 56 vs 65 SLO

(8-11, 17-12, 15-21, 16-21)

Scoring by 5 min intervals:

	Q1		Q2		Q3		Q4	
MLI	4	8	14	25	38	40	50	56
SLO	4	11	19	23	31	44	55	65

MLI - Mali

SLO - Slovenia



	M / A	%
Fied Goals	23 / 61	38
2 Points	17 / 39	44
3 Points	6 / 22	27
Free Throws	4 / 6	67

%	M / A	
26	20 / 76	Fied Goals
31	15 / 48	2 Points
18	5 / 28	3 Points
65	20 / 31	Free Throws

GLOBAL PARTNERS

