



Shot Chart

LBN 48 vs 93 MLI

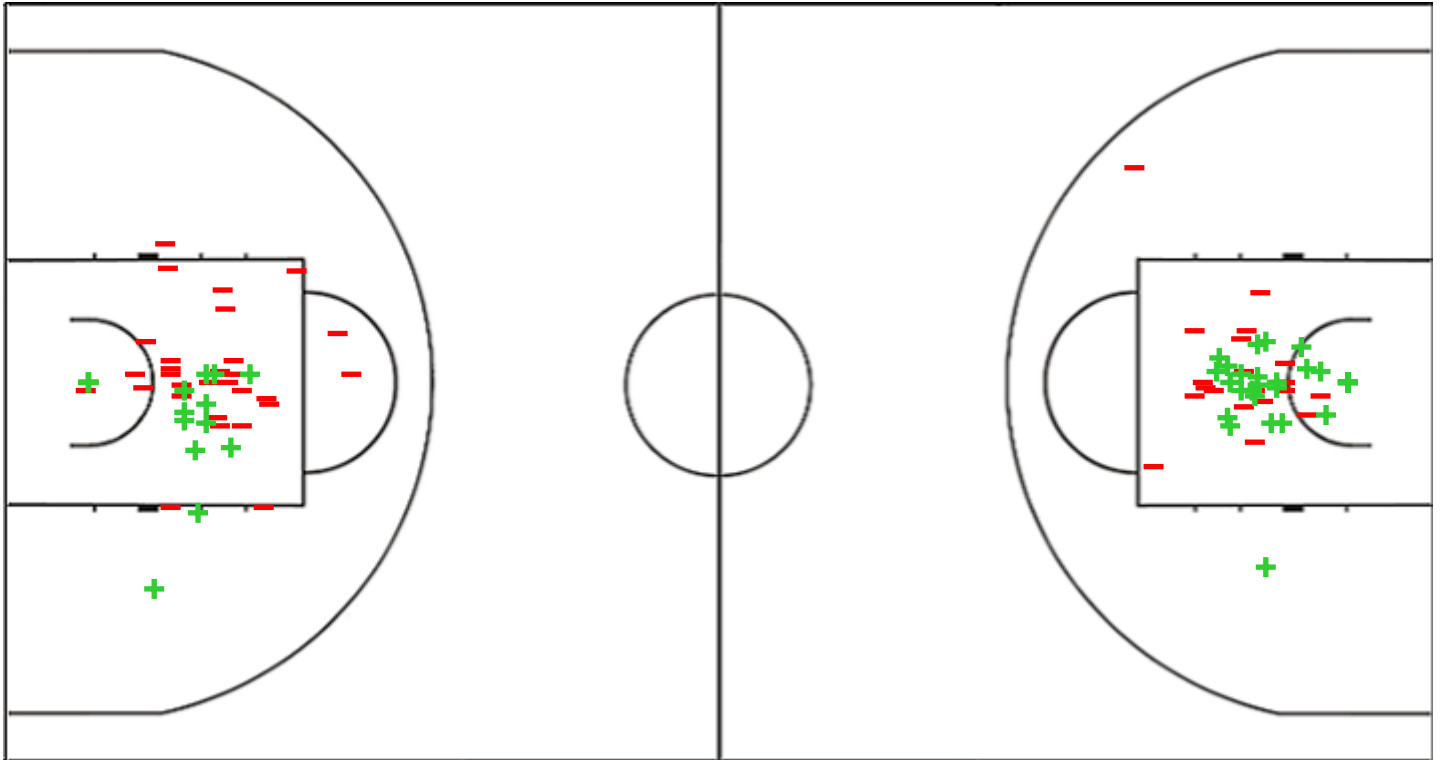
(11-30, 16-20, 9-28, 12-15)

Scoring by 5 min intervals:

	Q1		Q2		Q3		Q4	
LBN	6	11	24	27	31	36	43	48
MLI	16	30	38	50	66	78	82	93

LBN - Lebanon

MLI - Mali



LBN	M / A	%
Fied Goals	19 / 67	28
2 Points	15 / 45	33
3 Points	4 / 22	18
Free Throws	6 / 9	67

%	M / A	MLI
49	37 / 76	Fied Goals
57	32 / 56	2 Points
25	5 / 20	3 Points
56	14 / 25	Free Throws

GLOBAL PARTNERS



## Shot Chart

### LBN 48 vs 93 MLI

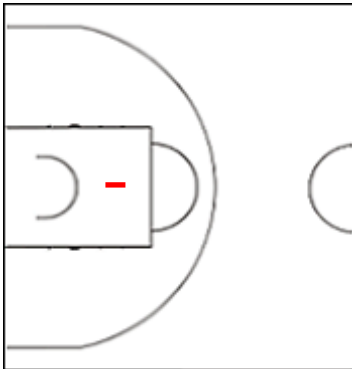
(11-30, 16-20, 9-28, 12-15)

Scoring by 5 min intervals:

	Q1		Q2		Q3		Q4	
<b>LBN</b>	6	11	24	27	31	36	43	48
<b>MLI</b>	16	30	38	50	66	78	82	93

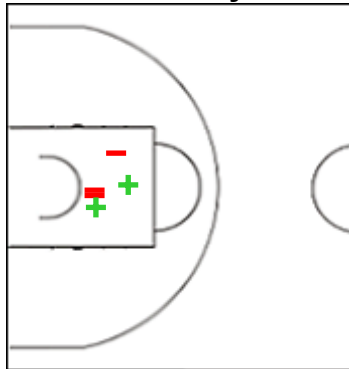
### LBN - Lebanon

#### 00 AWWAD Toni



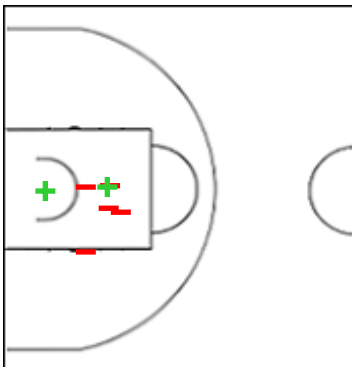
	M / A	%
Fied Goals	0 / 2	0
2 Points	0 / 1	0
3 Points	0 / 1	0
Free Throws	0 / 0	0

#### 1 HACHEM Rayan



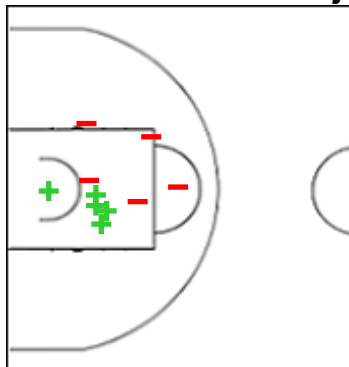
	M / A	%
Fied Goals	3 / 8	38
2 Points	2 / 5	40
3 Points	1 / 3	33
Free Throws	0 / 0	0

#### 5 EL SHAMEE Jean Paul



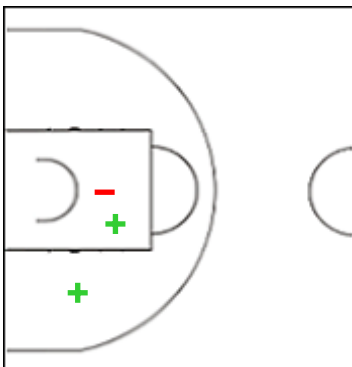
	M / A	%
Fied Goals	2 / 7	29
2 Points	2 / 7	29
3 Points	0 / 0	0
Free Throws	1 / 2	50

#### 6 AVEDISSIAN Serouj



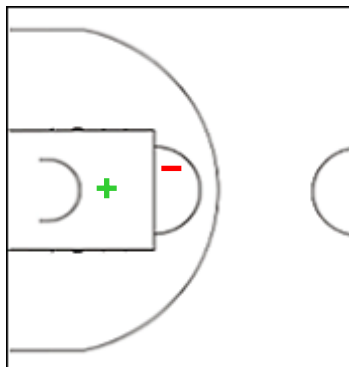
	M / A	%
Fied Goals	5 / 17	29
2 Points	5 / 10	50
3 Points	0 / 7	0
Free Throws	2 / 3	67

#### 10 EL HACHEM Chris



	M / A	%
Fied Goals	2 / 3	67
2 Points	2 / 3	67
3 Points	0 / 0	0
Free Throws	0 / 0	0

#### 11 CHOUEIRI nikolai



	M / A	%
Fied Goals	2 / 4	50
2 Points	1 / 2	50
3 Points	1 / 2	50
Free Throws	0 / 0	0

### GLOBAL PARTNERS



Shot Chart

LBN 48 vs 93 MLI

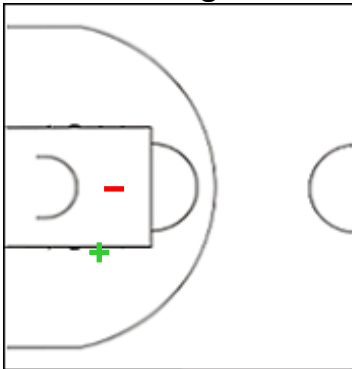
(11-30, 16-20, 9-28, 12-15)

Scoring by 5 min intervals:

	Q1		Q2		Q3		Q4	
LBN	6	11	24	27	31	36	43	48
MLI	16	30	38	50	66	78	82	93

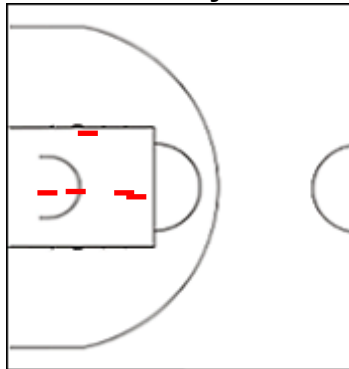
LBN - Lebanon

13 AZZI Giorgio



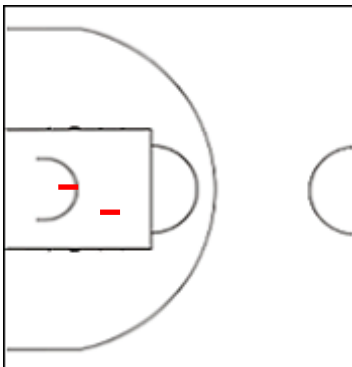
	M / A	%
Fied Goals	1 / 4	25
2 Points	1 / 2	50
3 Points	0 / 2	0
Free Throws	0 / 0	0

23 SALEH Bryan



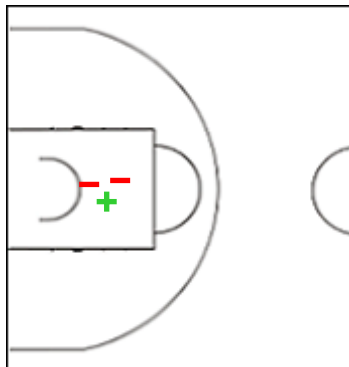
	M / A	%
Fied Goals	2 / 9	22
2 Points	0 / 5	0
3 Points	2 / 4	50
Free Throws	1 / 2	50

24 TABBARA Jad



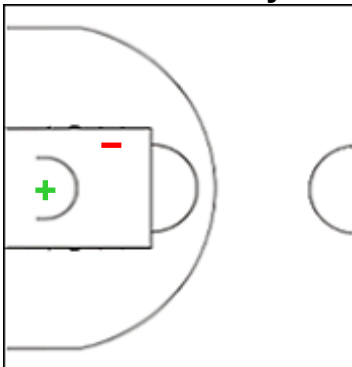
	M / A	%
Fied Goals	0 / 2	0
2 Points	0 / 2	0
3 Points	0 / 0	0
Free Throws	2 / 2	100

34 ZAMATTA Karl Chris



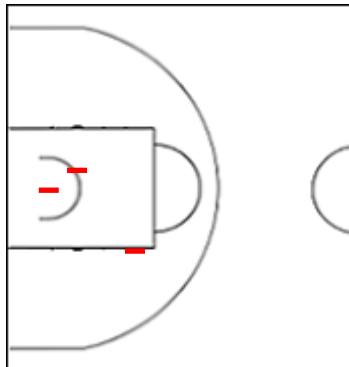
	M / A	%
Fied Goals	1 / 4	25
2 Points	1 / 3	33
3 Points	0 / 1	0
Free Throws	0 / 0	0

35 NABA Anthony



	M / A	%
Fied Goals	1 / 2	50
2 Points	1 / 2	50
3 Points	0 / 0	0
Free Throws	0 / 0	0

72 ABOU SLEIMAN Ray



	M / A	%
Fied Goals	0 / 5	0
2 Points	0 / 3	0
3 Points	0 / 2	0
Free Throws	0 / 0	0

GLOBAL PARTNERS





Shot Chart

LBN 48 vs 93 MLI

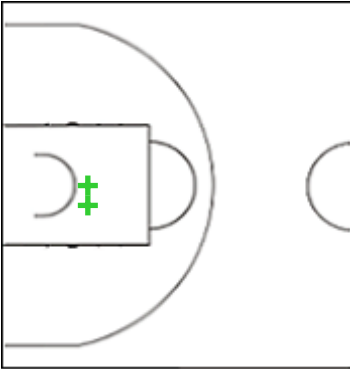
(11-30, 16-20, 9-28, 12-15)

Scoring by 5 min intervals:

	Q1		Q2		Q3		Q4	
LBN	6	11	24	27	31	36	43	48
MLI	16	30	38	50	66	78	82	93

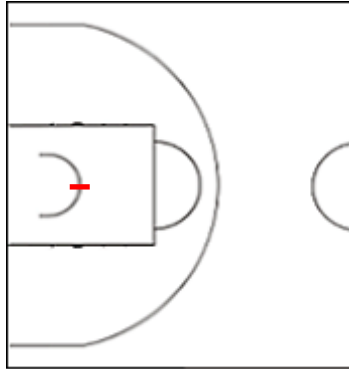
MLI - Mali

0 DIALLO Tiemoko



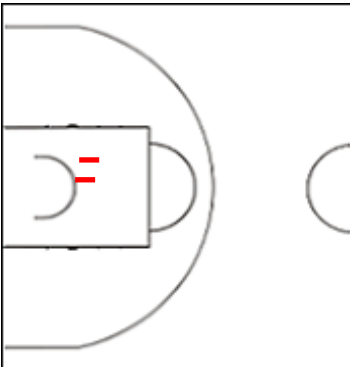
	M / A	%
Fied Goals	2 / 2	100
2 Points	2 / 2	100
3 Points	0 / 0	0
Free Throws	0 / 1	0

5 DEMBELE Djibril Sali



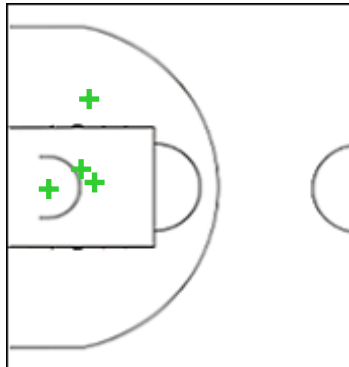
	M / A	%
Fied Goals	0 / 1	0
2 Points	0 / 1	0
3 Points	0 / 0	0
Free Throws	0 / 1	0

6 SILIMANA Diafar El Sadik



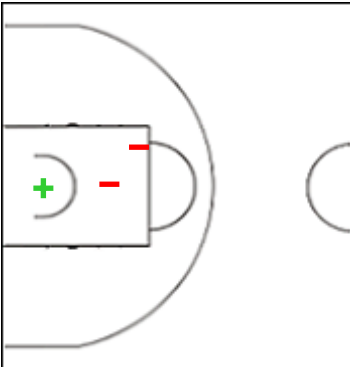
	M / A	%
Fied Goals	0 / 2	0
2 Points	0 / 2	0
3 Points	0 / 0	0
Free Throws	2 / 4	50

7 DOUMBIA Ibrahim Oumar



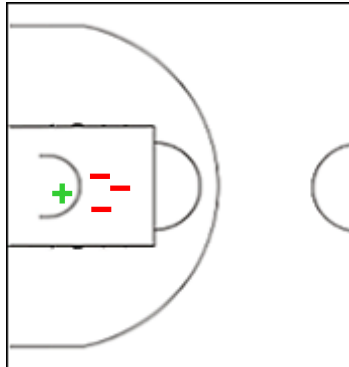
	M / A	%
Fied Goals	7 / 13	54
2 Points	4 / 4	100
3 Points	3 / 9	33
Free Throws	3 / 4	75

9 KEITA Karamoko Bengaly



	M / A	%
Fied Goals	1 / 4	25
2 Points	1 / 3	33
3 Points	0 / 1	0
Free Throws	0 / 0	0

11 DIAWARA Moussa Lamine



	M / A	%
Fied Goals	1 / 7	14
2 Points	1 / 4	25
3 Points	0 / 3	0
Free Throws	0 / 0	0

GLOBAL PARTNERS





Shot Chart

LBN 48 vs 93 MLI

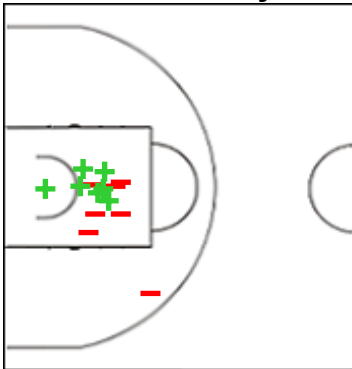
(11-30, 16-20, 9-28, 12-15)

Scoring by 5 min intervals:

	Q1		Q2		Q3		Q4	
LBN	6	11	24	27	31	36	43	48
MLI	16	30	38	50	66	78	82	93

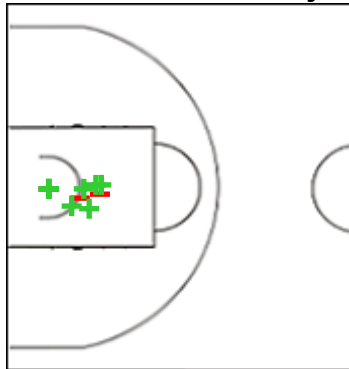
MLI - Mali

12 KEITA Chouaybou



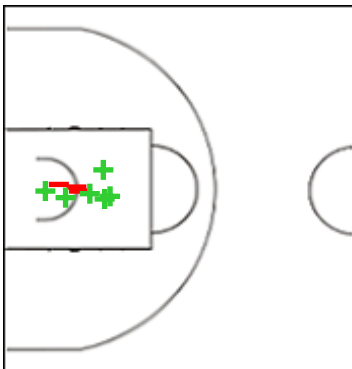
	M / A	%
Fied Goals	8 / 17	47
2 Points	7 / 14	50
3 Points	1 / 3	33
Free Throws	2 / 2	100

21 COULIBALY Ladj



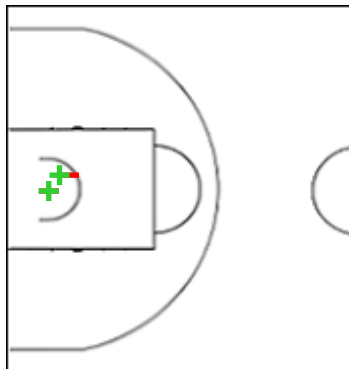
	M / A	%
Fied Goals	9 / 14	64
2 Points	9 / 13	69
3 Points	0 / 1	0
Free Throws	1 / 2	50

32 DIALLO Malick



	M / A	%
Fied Goals	6 / 9	67
2 Points	6 / 9	67
3 Points	0 / 0	0
Free Throws	2 / 5	40

34 KEITA Cheick Tidane



	M / A	%
Fied Goals	2 / 4	50
2 Points	2 / 4	50
3 Points	0 / 0	0
Free Throws	2 / 4	50

GLOBAL PARTNERS





Shot Chart

LBN 48 vs 93 MLI

(11-30, 16-20, 9-28, 12-15)

Scoring by 5 min intervals:

	Q1		Q2		Q3		Q4	
LBN	6	11	24	27	31	36	43	48
MLI	16	30	38	50	66	78	82	93

LBN - Lebanon

MLI - Mali



	M / A	%
Fied Goals	19 / 67	28
2 Points	15 / 45	33
3 Points	4 / 22	18
Free Throws	6 / 9	67

%	M / A	
49	37 / 76	Fied Goals
57	32 / 56	2 Points
25	5 / 20	3 Points
56	14 / 25	Free Throws

GLOBAL PARTNERS

