



Shot Chart

LBN 43 vs 93 AUS

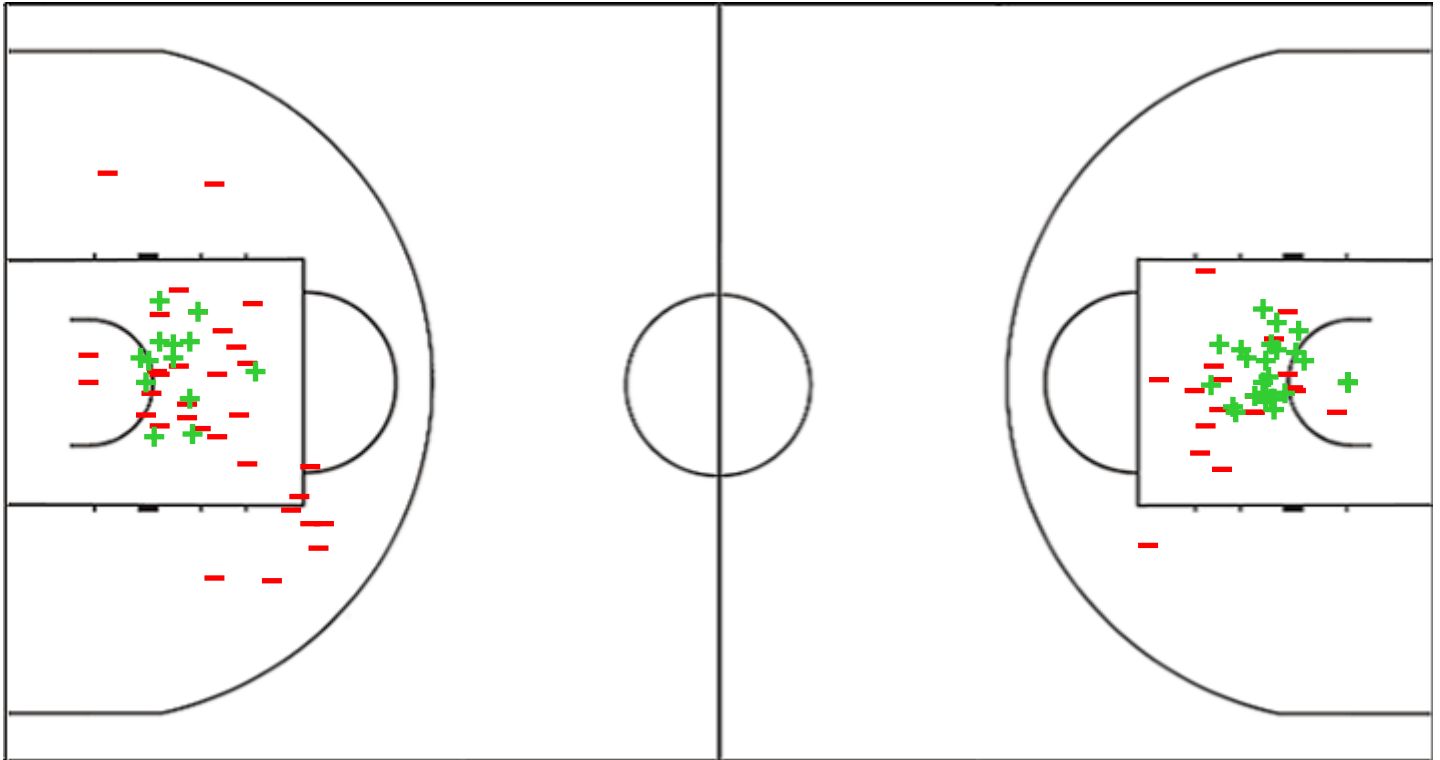
(10-23, 7-30, 17-24, 9-16)

Scoring by 5 min intervals:

| | Q1 | | Q2 | | Q3 | | Q4 | |
|-----|----|----|----|----|----|----|----|----|
| LBN | 4 | 10 | 12 | 17 | 27 | 34 | 42 | 43 |
| AUS | 14 | 23 | 41 | 53 | 64 | 77 | 81 | 93 |

LBN - Lebanon

AUS - Australia



| LBN | M / A | % |
|-------------|---------|----|
| Fied Goals | 17 / 61 | 28 |
| 2 Points | 13 / 45 | 29 |
| 3 Points | 4 / 16 | 25 |
| Free Throws | 5 / 8 | 63 |

| % | M / A | AUS |
|----|---------|-------------|
| 46 | 37 / 80 | Fied Goals |
| 58 | 28 / 48 | 2 Points |
| 28 | 9 / 32 | 3 Points |
| 83 | 10 / 12 | Free Throws |

GLOBAL PARTNERS



Shot Chart

LBN 43 vs 93 AUS

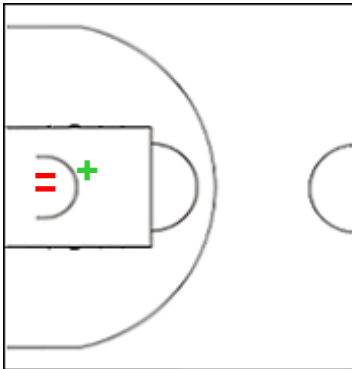
(10-23, 7-30, 17-24, 9-16)

Scoring by 5 min intervals:

| | Q1 | | Q2 | | Q3 | | Q4 | |
|------------|----|----|----|----|----|----|----|----|
| LBN | 4 | 10 | 12 | 17 | 27 | 34 | 42 | 43 |
| AUS | 14 | 23 | 41 | 53 | 64 | 77 | 81 | 93 |

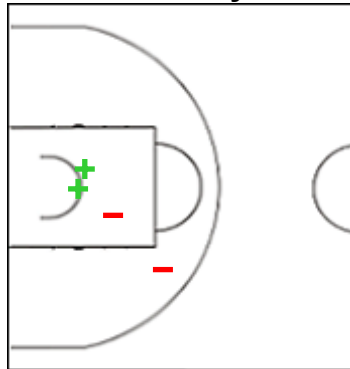
LBN - Lebanon

00 AWWAD Toni



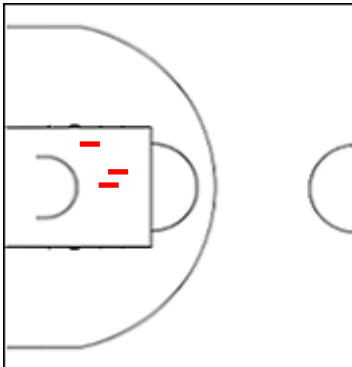
| | M / A | % |
|-------------|-------|----|
| Fied Goals | 1 / 4 | 25 |
| 2 Points | 1 / 3 | 33 |
| 3 Points | 0 / 1 | 0 |
| Free Throws | 1 / 2 | 50 |

1 HACHEM Rayan



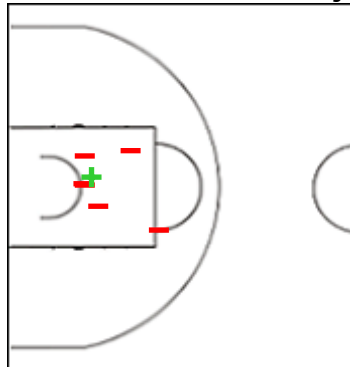
| | M / A | % |
|-------------|-------|----|
| Fied Goals | 2 / 8 | 25 |
| 2 Points | 2 / 4 | 50 |
| 3 Points | 0 / 4 | 0 |
| Free Throws | 0 / 0 | 0 |

5 EL SHAMEE Jean Paul



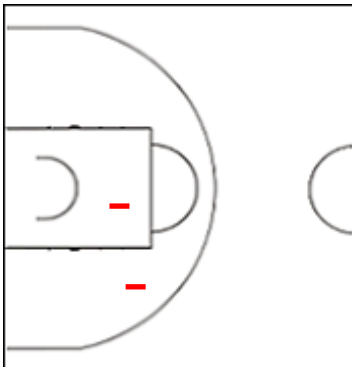
| | M / A | % |
|-------------|-------|---|
| Fied Goals | 0 / 3 | 0 |
| 2 Points | 0 / 3 | 0 |
| 3 Points | 0 / 0 | 0 |
| Free Throws | 0 / 0 | 0 |

6 AVEDISSIAN Serouj



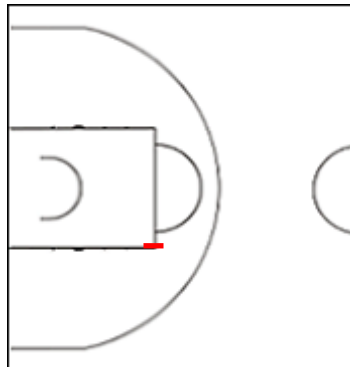
| | M / A | % |
|-------------|-------|-----|
| Fied Goals | 2 / 8 | 25 |
| 2 Points | 1 / 7 | 14 |
| 3 Points | 1 / 1 | 100 |
| Free Throws | 2 / 2 | 100 |

10 EL HACHEM Chris



| | M / A | % |
|-------------|-------|---|
| Fied Goals | 0 / 2 | 0 |
| 2 Points | 0 / 2 | 0 |
| 3 Points | 0 / 0 | 0 |
| Free Throws | 0 / 0 | 0 |

11 CHOUEIRI nikolai



| | M / A | % |
|-------------|-------|---|
| Fied Goals | 0 / 1 | 0 |
| 2 Points | 0 / 1 | 0 |
| 3 Points | 0 / 0 | 0 |
| Free Throws | 0 / 0 | 0 |

GLOBAL PARTNERS



Shot Chart

LBN 43 vs 93 AUS

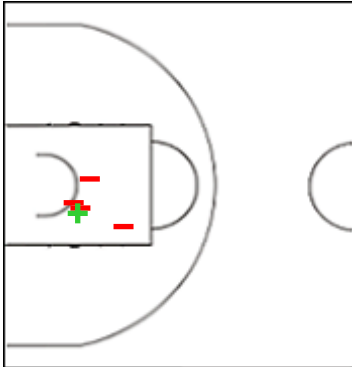
(10-23, 7-30, 17-24, 9-16)

Scoring by 5 min intervals:

| | Q1 | | Q2 | | Q3 | | Q4 | |
|-----|----|----|----|----|----|----|----|----|
| LBN | 4 | 10 | 12 | 17 | 27 | 34 | 42 | 43 |
| AUS | 14 | 23 | 41 | 53 | 64 | 77 | 81 | 93 |

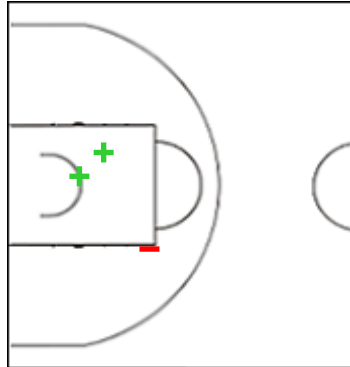
LBN - Lebanon

13 AZZI Giorgio



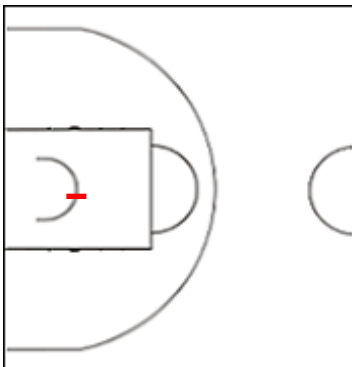
| | M / A | % |
|-------------|-------|----|
| Fied Goals | 1 / 5 | 20 |
| 2 Points | 1 / 5 | 20 |
| 3 Points | 0 / 0 | 0 |
| Free Throws | 2 / 4 | 50 |

23 SALEH Bryan



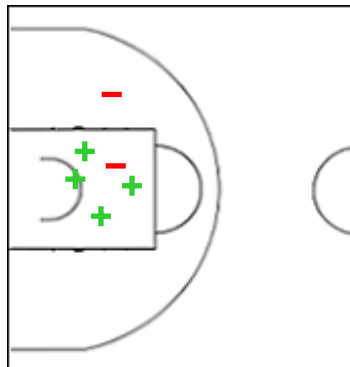
| | M / A | % |
|-------------|-------|----|
| Fied Goals | 4 / 8 | 50 |
| 2 Points | 2 / 3 | 67 |
| 3 Points | 2 / 5 | 40 |
| Free Throws | 0 / 0 | 0 |

24 TABBARA Jad



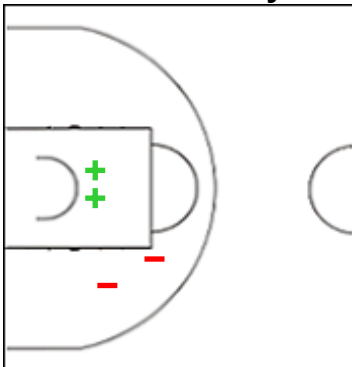
| | M / A | % |
|-------------|-------|---|
| Fied Goals | 0 / 3 | 0 |
| 2 Points | 0 / 1 | 0 |
| 3 Points | 0 / 2 | 0 |
| Free Throws | 0 / 0 | 0 |

34 ZAMATTA Karl Chris



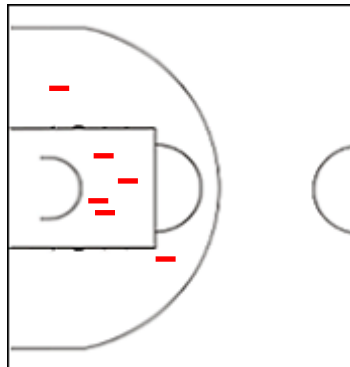
| | M / A | % |
|-------------|-------|----|
| Fied Goals | 5 / 9 | 56 |
| 2 Points | 4 / 6 | 67 |
| 3 Points | 1 / 3 | 33 |
| Free Throws | 0 / 0 | 0 |

35 NABA Anthony



| | M / A | % |
|-------------|-------|----|
| Fied Goals | 2 / 4 | 50 |
| 2 Points | 2 / 4 | 50 |
| 3 Points | 0 / 0 | 0 |
| Free Throws | 0 / 0 | 0 |

72 ABOU SLEIMAN Ray



| | M / A | % |
|-------------|-------|---|
| Fied Goals | 0 / 6 | 0 |
| 2 Points | 0 / 6 | 0 |
| 3 Points | 0 / 0 | 0 |
| Free Throws | 0 / 0 | 0 |

GLOBAL PARTNERS



Shot Chart

LBN 43 vs 93 AUS

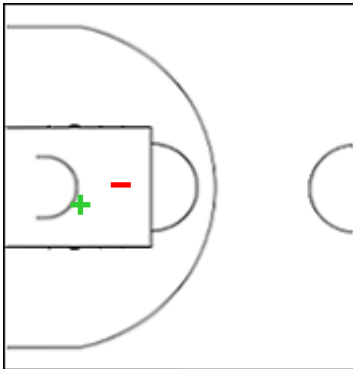
(10-23, 7-30, 17-24, 9-16)

Scoring by 5 min intervals:

| | Q1 | | Q2 | | Q3 | | Q4 | |
|------------|----|----|----|----|----|----|----|----|
| LBN | 4 | 10 | 12 | 17 | 27 | 34 | 42 | 43 |
| AUS | 14 | 23 | 41 | 53 | 64 | 77 | 81 | 93 |

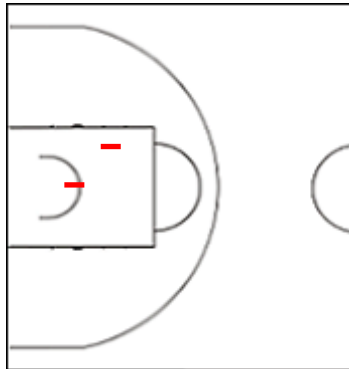
AUS - Australia

4 FERRONATO Kristian



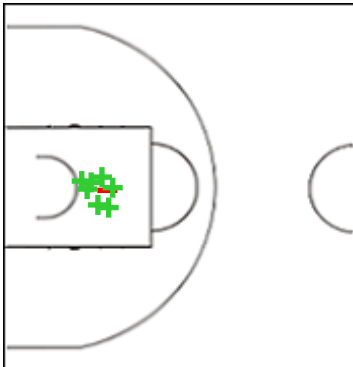
| | M / A | % |
|-------------|-------|----|
| Fied Goals | 3 / 6 | 50 |
| 2 Points | 1 / 2 | 50 |
| 3 Points | 2 / 4 | 50 |
| Free Throws | 1 / 2 | 50 |

5 BREWER Lachlan



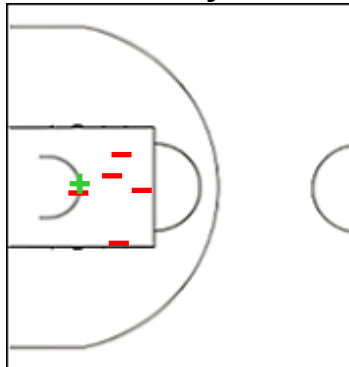
| | M / A | % |
|-------------|-------|----|
| Fied Goals | 3 / 8 | 38 |
| 2 Points | 0 / 2 | 0 |
| 3 Points | 3 / 6 | 50 |
| Free Throws | 0 / 0 | 0 |

7 DENT Joshua



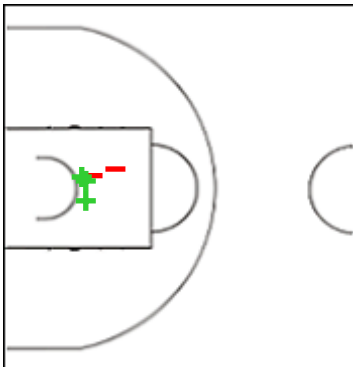
| | M / A | % |
|-------------|-------|----|
| Fied Goals | 7 / 9 | 78 |
| 2 Points | 7 / 8 | 88 |
| 3 Points | 0 / 1 | 0 |
| Free Throws | 0 / 0 | 0 |

8 SAVAGE Kye



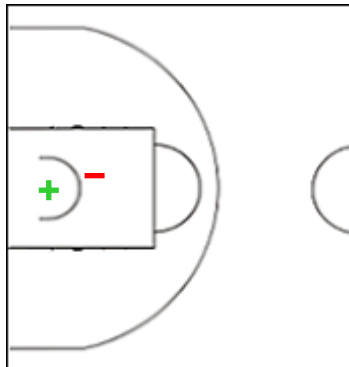
| | M / A | % |
|-------------|--------|-----|
| Fied Goals | 2 / 12 | 17 |
| 2 Points | 1 / 6 | 17 |
| 3 Points | 1 / 6 | 17 |
| Free Throws | 1 / 1 | 100 |

9 BRIGGS Carlin



| | M / A | % |
|-------------|-------|----|
| Fied Goals | 4 / 7 | 57 |
| 2 Points | 3 / 5 | 60 |
| 3 Points | 1 / 2 | 50 |
| Free Throws | 0 / 0 | 0 |

10 HUGHES Joshua



| | M / A | % |
|-------------|-------|----|
| Fied Goals | 1 / 3 | 33 |
| 2 Points | 1 / 2 | 50 |
| 3 Points | 0 / 1 | 0 |
| Free Throws | 0 / 0 | 0 |

GLOBAL PARTNERS





Shot Chart

LBN 43 vs 93 AUS

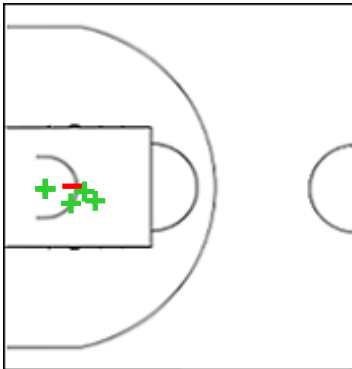
(10-23, 7-30, 17-24, 9-16)

Scoring by 5 min intervals:

| | Q1 | | Q2 | | Q3 | | Q4 | |
|-----|----|----|----|----|----|----|----|----|
| LBN | 4 | 10 | 12 | 17 | 27 | 34 | 42 | 43 |
| AUS | 14 | 23 | 41 | 53 | 64 | 77 | 81 | 93 |

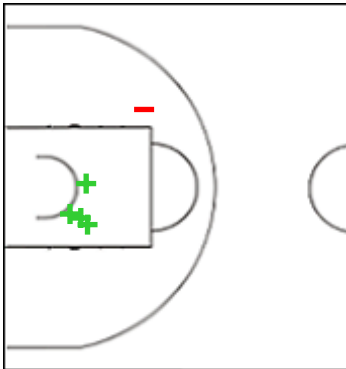
AUS - Australia

11 ZIKARSKY Rocco



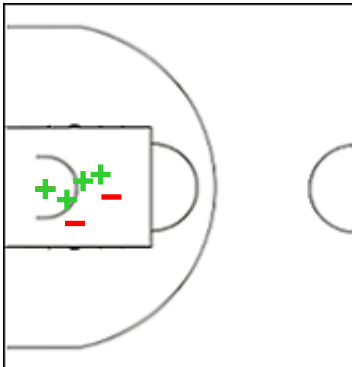
| | M / A | % |
|-------------|-------|-----|
| Fied Goals | 6 / 7 | 86 |
| 2 Points | 6 / 7 | 86 |
| 3 Points | 0 / 0 | 0 |
| Free Throws | 3 / 3 | 100 |

12 FURPHY Jacob



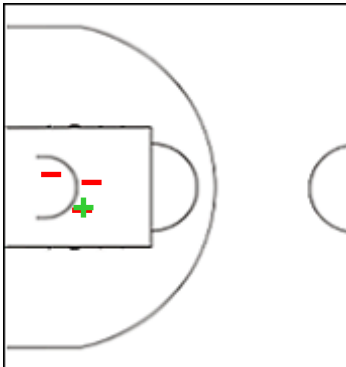
| | M / A | % |
|-------------|-------|----|
| Fied Goals | 5 / 7 | 71 |
| 2 Points | 4 / 5 | 80 |
| 3 Points | 1 / 2 | 50 |
| Free Throws | 0 / 0 | 0 |

14 O'DONNELL James



| | M / A | % |
|-------------|-------|-----|
| Fied Goals | 4 / 7 | 57 |
| 2 Points | 4 / 7 | 57 |
| 3 Points | 0 / 0 | 0 |
| Free Throws | 2 / 2 | 100 |

15 RAPP Austin



| | M / A | % |
|-------------|-------|----|
| Fied Goals | 1 / 7 | 14 |
| 2 Points | 1 / 4 | 25 |
| 3 Points | 0 / 3 | 0 |
| Free Throws | 1 / 2 | 50 |

GLOBAL PARTNERS





Shot Chart

LBN 43 vs 93 AUS

(10-23, 7-30, 17-24, 9-16)

Scoring by 5 min intervals:

| | Q1 | | Q2 | | Q3 | | Q4 | |
|-----|----|----|----|----|----|----|----|----|
| LBN | 4 | 10 | 12 | 17 | 27 | 34 | 42 | 43 |
| AUS | 14 | 23 | 41 | 53 | 64 | 77 | 81 | 93 |

LBN - Lebanon

AUS - Australia



| | M / A | % |
|-------------|---------|----|
| Fied Goals | 17 / 61 | 28 |
| 2 Points | 13 / 45 | 29 |
| 3 Points | 4 / 16 | 25 |
| Free Throws | 5 / 8 | 63 |

| % | M / A | |
|----|---------|-------------|
| 46 | 37 / 80 | Fied Goals |
| 58 | 28 / 48 | 2 Points |
| 28 | 9 / 32 | 3 Points |
| 83 | 10 / 12 | Free Throws |

GLOBAL PARTNERS

