



Shot Chart

JPN 66 vs 80 ARG

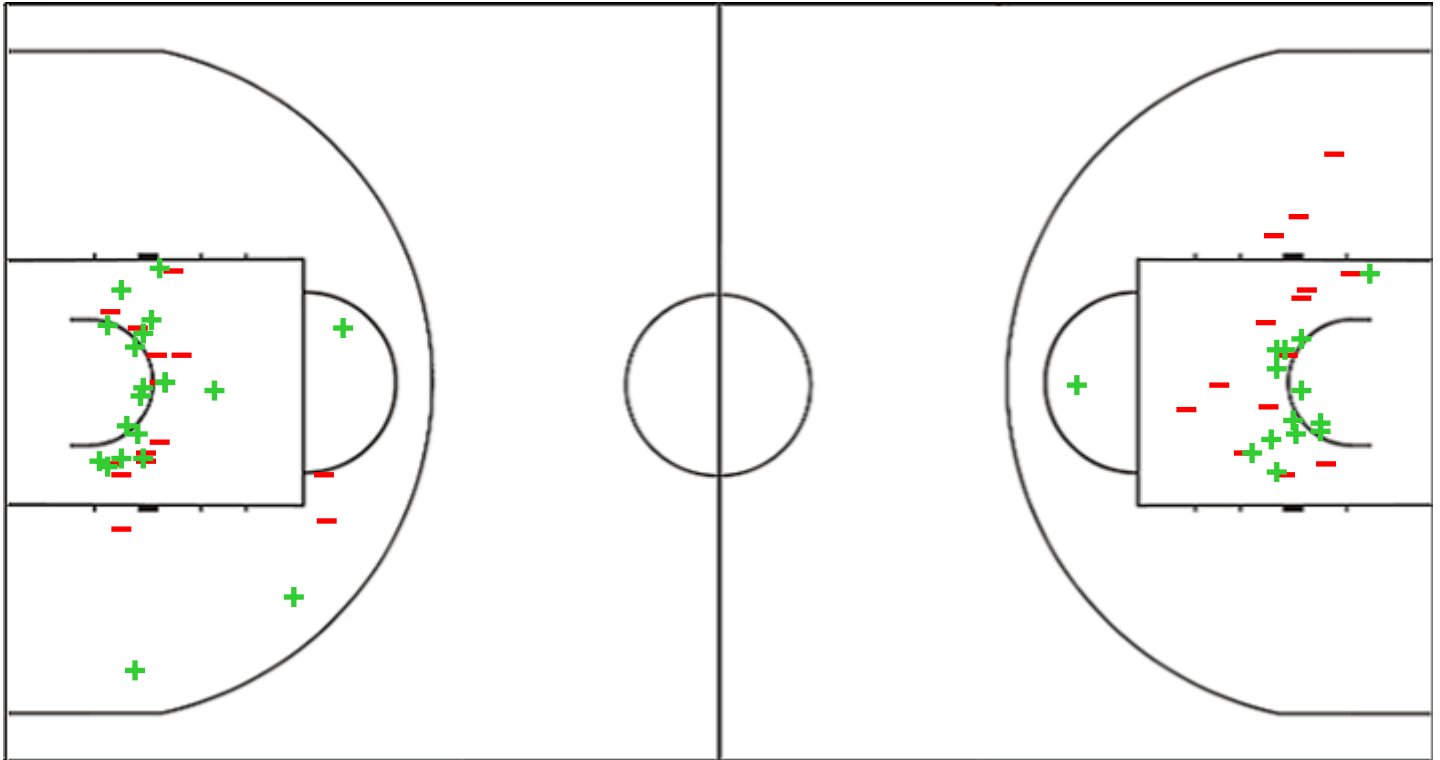
(27-19, 10-23, 17-20, 12-18)

Scoring by 5 min intervals:

	Q1		Q2		Q3		Q4	
JPN	11	27	30	37	43	54	59	66
ARG	4	19	29	42	52	62	72	80

JPN - Japan

ARG - Argentina



JPN	M / A	%
Fied Goals	25 / 51	49
2 Points	20 / 34	59
3 Points	5 / 17	29
Free Throws	11 / 13	85

%	M / A	ARG
42	29 / 69	Fied Goals
50	14 / 28	2 Points
37	15 / 41	3 Points
58	7 / 12	Free Throws

GLOBAL PARTNERS





Shot Chart

JPN 66 vs 80 ARG

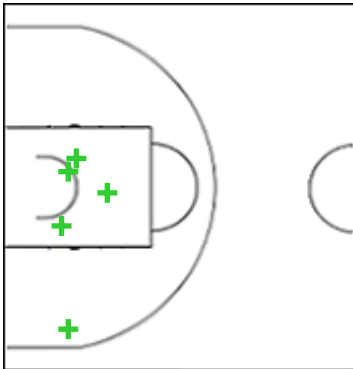
(27-19, 10-23, 17-20, 12-18)

Scoring by 5 min intervals:

	Q1		Q2		Q3		Q4	
JPN	11	27	30	37	43	54	59	66
ARG	4	19	29	42	52	62	72	80

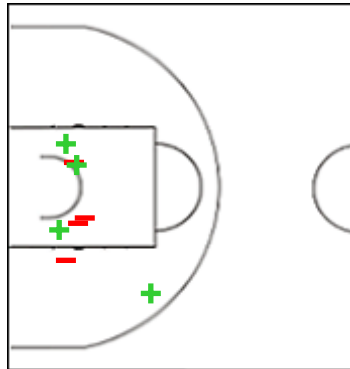
JPN - Japan

7 BUTO Shuntaro



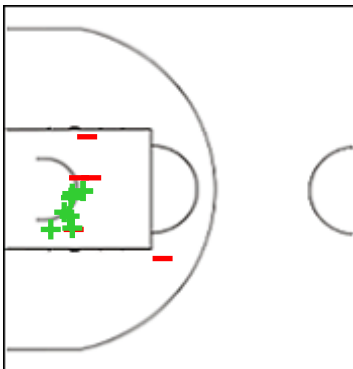
	M / A	%
Fied Goals	6 / 8	75
2 Points	5 / 5	100
3 Points	1 / 3	33
Free Throws	2 / 2	100

8 SAKIHAMA Shuto



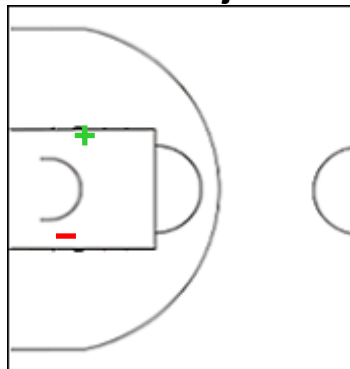
	M / A	%
Fied Goals	5 / 12	42
2 Points	4 / 8	50
3 Points	1 / 4	25
Free Throws	2 / 2	100

10 KAWASHIMA Yuto



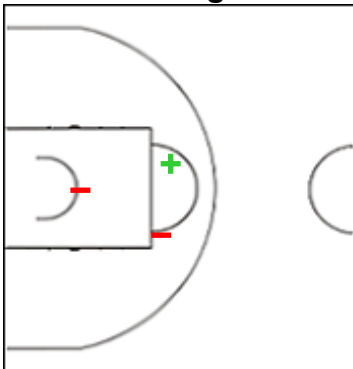
	M / A	%
Fied Goals	10 / 19	53
2 Points	8 / 13	62
3 Points	2 / 6	33
Free Throws	4 / 5	80

11 OGAWA Eijiro



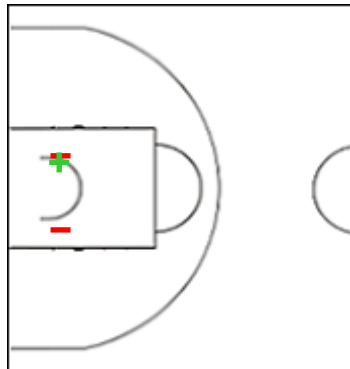
	M / A	%
Fied Goals	1 / 3	33
2 Points	1 / 2	50
3 Points	0 / 1	0
Free Throws	0 / 0	0

12 SUZUKI Oga



	M / A	%
Fied Goals	1 / 3	33
2 Points	1 / 3	33
3 Points	0 / 0	0
Free Throws	0 / 0	0

15 WATANABE Leon



	M / A	%
Fied Goals	2 / 4	50
2 Points	1 / 3	33
3 Points	1 / 1	100
Free Throws	2 / 2	100

GLOBAL PARTNERS





Shot Chart

JPN 66 vs 80 ARG

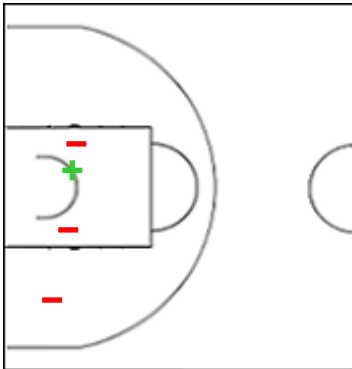
(27-19, 10-23, 17-20, 12-18)

Scoring by 5 min intervals:

	Q1		Q2		Q3		Q4	
JPN	11	27	30	37	43	54	59	66
ARG	4	19	29	42	52	62	72	80

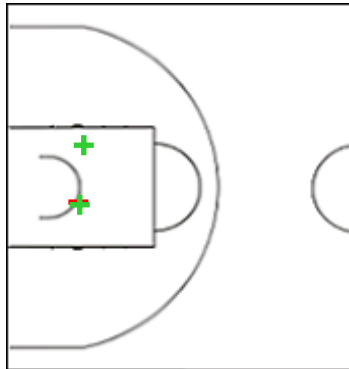
ARG - Argentina

7 SINIGOJ Drazen



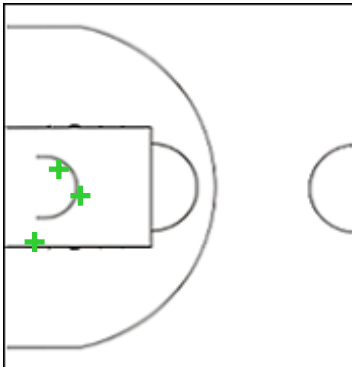
	M / A	%
Fied Goals	7 / 16	44
2 Points	1 / 4	25
3 Points	6 / 12	50
Free Throws	0 / 0	0

8 BOCCA Juan



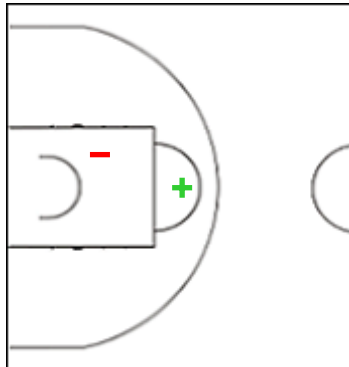
	M / A	%
Fied Goals	6 / 12	50
2 Points	2 / 3	67
3 Points	4 / 9	44
Free Throws	0 / 0	0

9 LOMELLO Maximo



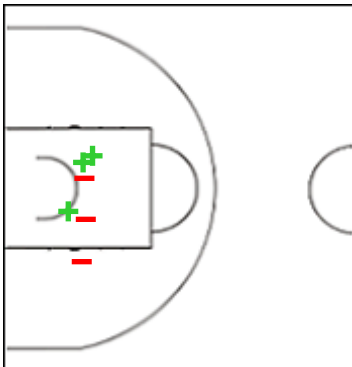
	M / A	%
Fied Goals	3 / 6	50
2 Points	3 / 3	100
3 Points	0 / 3	0
Free Throws	0 / 1	0

10 PEREZ BARRIOS Victor



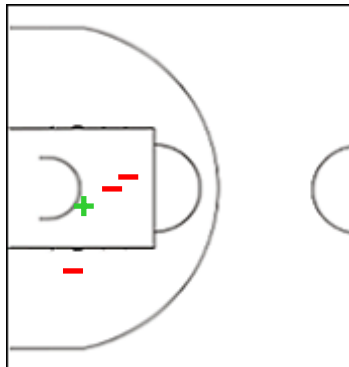
	M / A	%
Fied Goals	1 / 4	25
2 Points	1 / 2	50
3 Points	0 / 2	0
Free Throws	0 / 0	0

12 GIOVANNETTI Lucas



	M / A	%
Fied Goals	4 / 10	40
2 Points	3 / 6	50
3 Points	1 / 4	25
Free Throws	0 / 0	0

13 RESPAUD Juan



	M / A	%
Fied Goals	4 / 11	36
2 Points	1 / 4	25
3 Points	3 / 7	43
Free Throws	2 / 3	67

GLOBAL PARTNERS





Shot Chart

JPN 66 vs 80 ARG

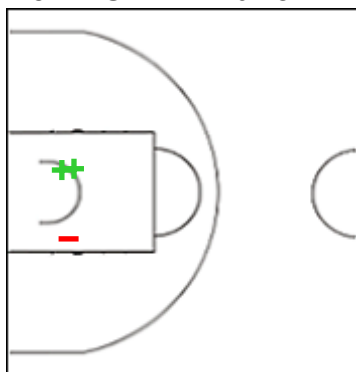
(27-19, 10-23, 17-20, 12-18)

Scoring by 5 min intervals:

	Q1		Q2		Q3		Q4	
JPN	11	27	30	37	43	54	59	66
ARG	4	19	29	42	52	62	72	80

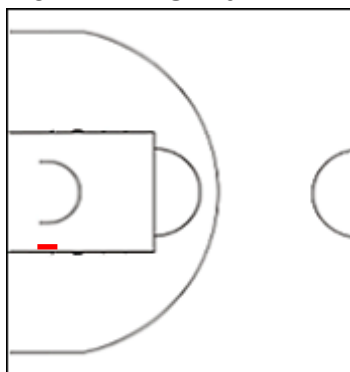
ARG - Argentina

15 PROME Tiziano



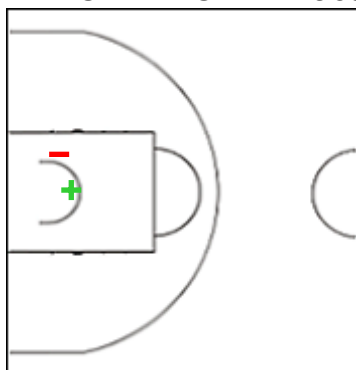
	M / A	%
Fied Goals	2 / 3	67
2 Points	2 / 3	67
3 Points	0 / 0	0
Free Throws	2 / 4	50

18 PRATTO Ivan



	M / A	%
Fied Goals	0 / 1	0
2 Points	0 / 1	0
3 Points	0 / 0	0
Free Throws	2 / 2	100

24 LOPEZ LORENZ Joaquin



	M / A	%
Fied Goals	1 / 2	50
2 Points	1 / 2	50
3 Points	0 / 0	0
Free Throws	1 / 2	50

GLOBAL PARTNERS





Shot Chart

JPN 66 vs 80 ARG

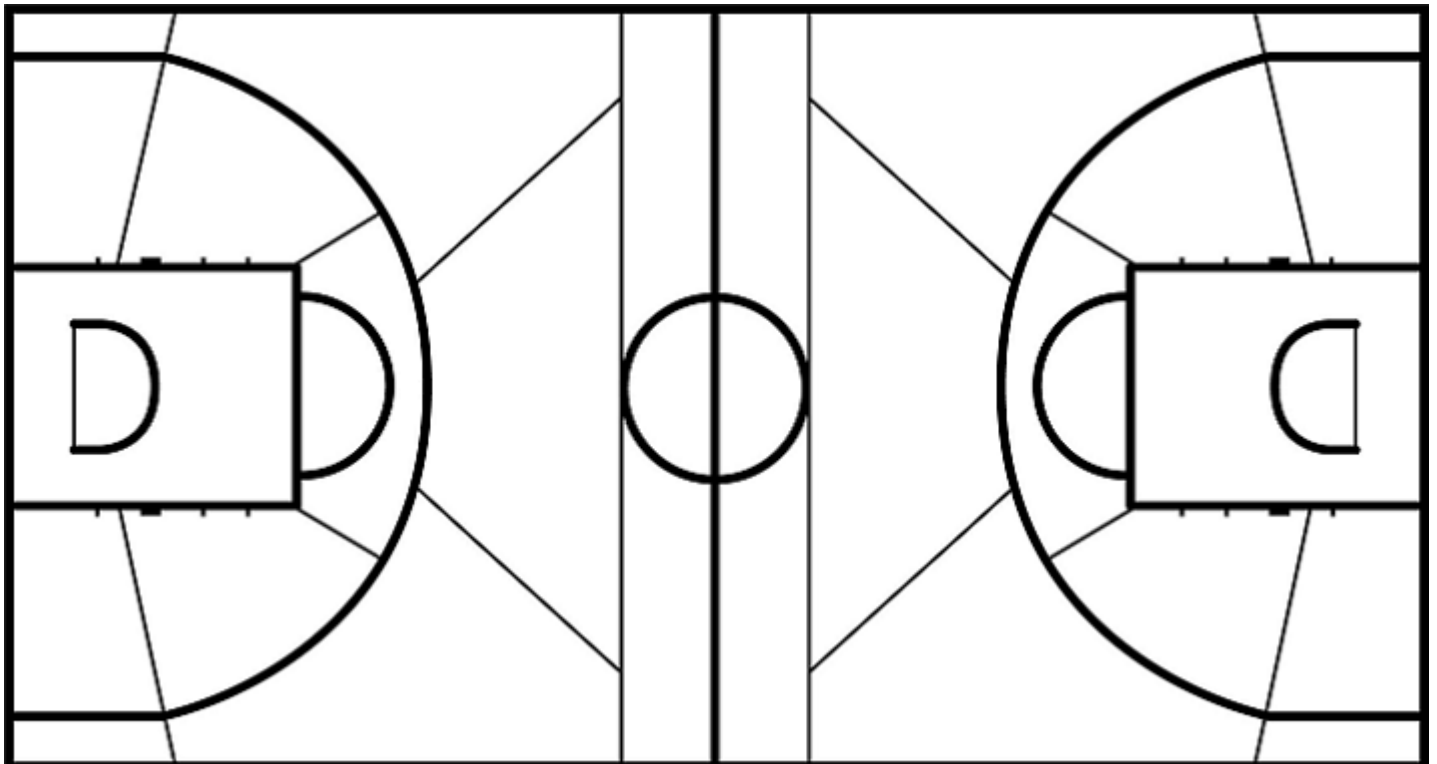
(27-19, 10-23, 17-20, 12-18)

Scoring by 5 min intervals:

	Q1		Q2		Q3		Q4	
JPN	11	27	30	37	43	54	59	66
ARG	4	19	29	42	52	62	72	80

JPN - Japan

ARG - Argentina



	M / A	%
Fied Goals	25 / 51	49
2 Points	20 / 34	59
3 Points	5 / 17	29
Free Throws	11 / 13	85

%	M / A	
42	29 / 69	Fied Goals
50	14 / 28	2 Points
37	15 / 41	3 Points
58	7 / 12	Free Throws

GLOBAL PARTNERS

