

## Shot Chart

### CAN 94 vs 41 LBN

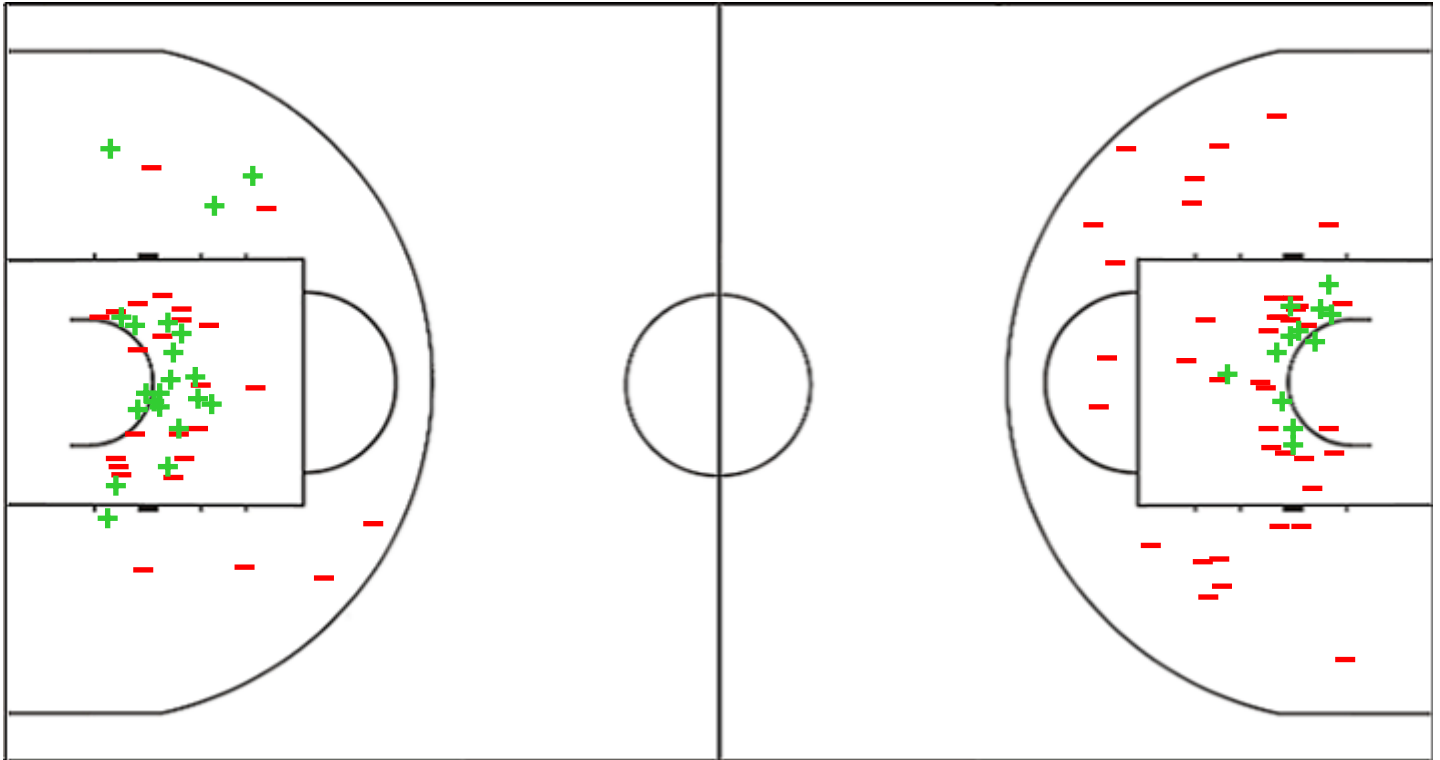
(23-11, 22-5, 21-12, 28-13)

Scoring by 5 min intervals:

	Q1		Q2		Q3		Q4	
<b>CAN</b>	11	23	36	45	56	66	83	94
<b>LBN</b>	5	11	13	16	20	28	30	41

CAN - Canada

LBN - Lebanon



CAN	M / A	%
Fied Goals	35 / 83	42
2 Points	21 / 46	46
3 Points	14 / 37	38
Free Throws	10 / 13	77

%	M / A	LBN
23	16 / 71	Fied Goals
23	12 / 52	2 Points
21	4 / 19	3 Points
50	5 / 10	Free Throws

GLOBAL PARTNERS





Shot Chart

CAN 94 vs 41 LBN

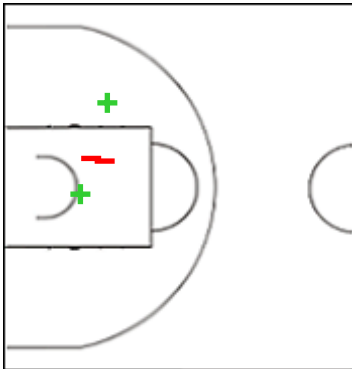
(23-11, 22-5, 21-12, 28-13)

Scoring by 5 min intervals:

	Q1		Q2		Q3		Q4	
CAN	11	23	36	45	56	66	83	94
LBN	5	11	13	16	20	28	30	41

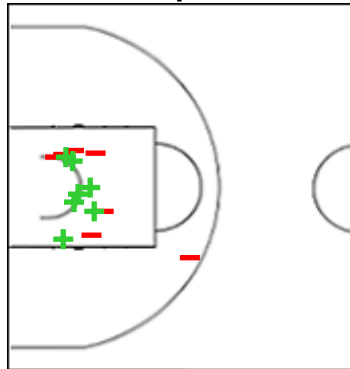
CAN - Canada

1 NITU Christian



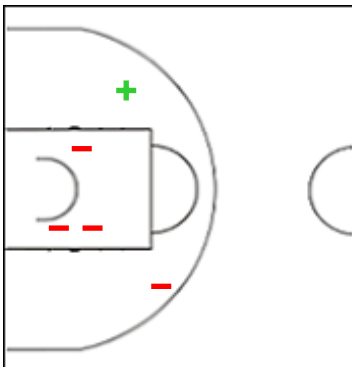
	M / A	%
Fied Goals	3 / 9	33
2 Points	2 / 4	50
3 Points	1 / 5	20
Free Throws	1 / 1	100

4 OSEI Stephen



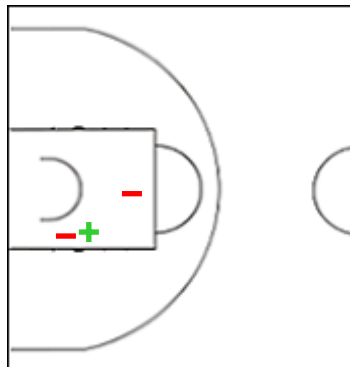
	M / A	%
Fied Goals	7 / 14	50
2 Points	7 / 14	50
3 Points	0 / 0	0
Free Throws	0 / 1	0

5 THEODOSIOU Jacob



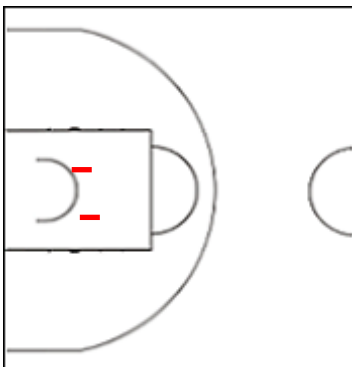
	M / A	%
Fied Goals	2 / 9	22
2 Points	1 / 5	20
3 Points	1 / 4	25
Free Throws	3 / 4	75

6 SHARMA Ishan



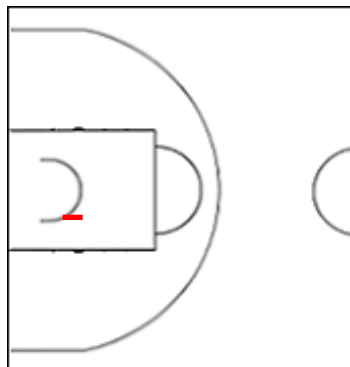
	M / A	%
Fied Goals	6 / 11	55
2 Points	1 / 3	33
3 Points	5 / 8	63
Free Throws	0 / 0	0

8 WARD Hudson



	M / A	%
Fied Goals	3 / 9	33
2 Points	0 / 2	0
3 Points	3 / 7	43
Free Throws	1 / 2	50

10 YEIY Char



	M / A	%
Fied Goals	0 / 1	0
2 Points	0 / 1	0
3 Points	0 / 0	0
Free Throws	0 / 0	0

GLOBAL PARTNERS





Shot Chart

CAN 94 vs 41 LBN

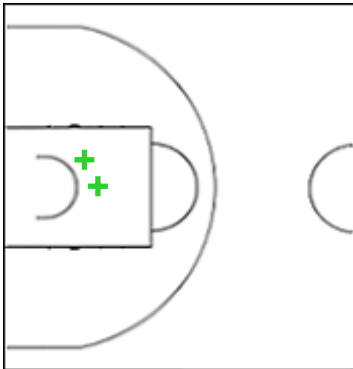
(23-11, 22-5, 21-12, 28-13)

Scoring by 5 min intervals:

	Q1		Q2		Q3		Q4	
CAN	11	23	36	45	56	66	83	94
LBN	5	11	13	16	20	28	30	41

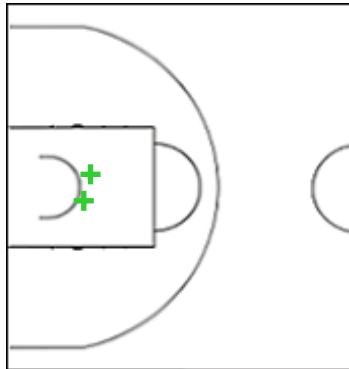
CAN - Canada

11 TYNE Mikkel



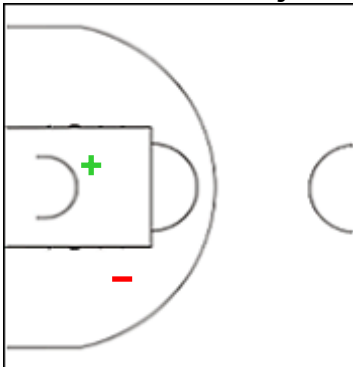
	M / A	%
Fied Goals	3 / 7	43
2 Points	2 / 2	100
3 Points	1 / 5	20
Free Throws	0 / 0	0

13 PITT Jaion



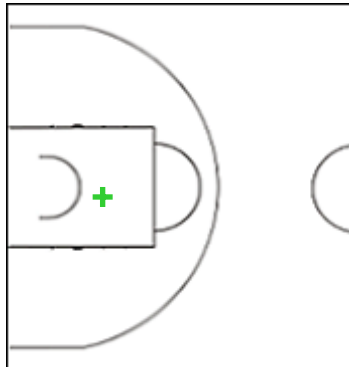
	M / A	%
Fied Goals	3 / 3	100
2 Points	2 / 2	100
3 Points	1 / 1	100
Free Throws	1 / 1	100

15 OKOJIE Osezojie Baraka



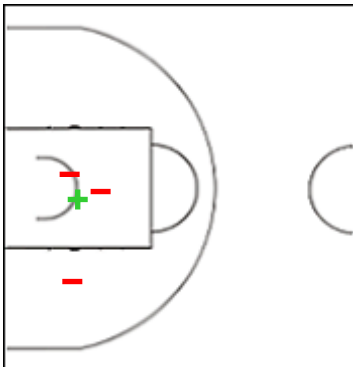
	M / A	%
Fied Goals	1 / 3	33
2 Points	1 / 2	50
3 Points	0 / 1	0
Free Throws	4 / 4	100

17 KOSSARAS Felix



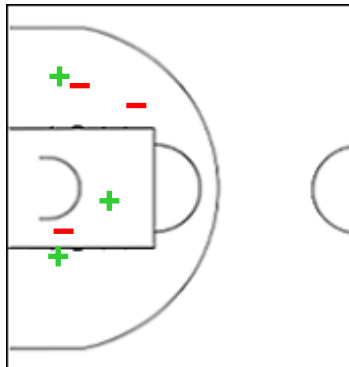
	M / A	%
Fied Goals	1 / 1	100
2 Points	1 / 1	100
3 Points	0 / 0	0
Free Throws	0 / 0	0

22 RIOUX Olivier



	M / A	%
Fied Goals	1 / 4	25
2 Points	1 / 4	25
3 Points	0 / 0	0
Free Throws	0 / 0	0

23 MILICEVIC Jovan



	M / A	%
Fied Goals	5 / 12	42
2 Points	3 / 6	50
3 Points	2 / 6	33
Free Throws	0 / 0	0

GLOBAL PARTNERS





Shot Chart

CAN 94 vs 41 LBN

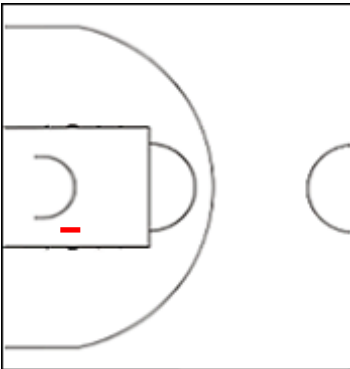
(23-11, 22-5, 21-12, 28-13)

Scoring by 5 min intervals:

	Q1		Q2		Q3		Q4	
CAN	11	23	36	45	56	66	83	94
LBN	5	11	13	16	20	28	30	41

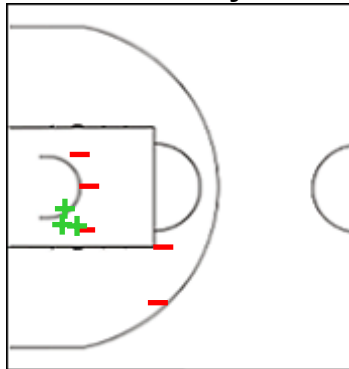
LBN - Lebanon

00 AWWAD Toni



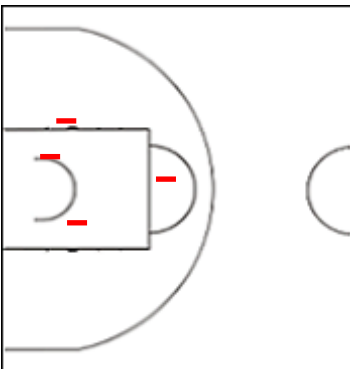
	M / A	%
Fied Goals	0 / 1	0
2 Points	0 / 1	0
3 Points	0 / 0	0
Free Throws	0 / 0	0

1 HACHEM Rayan



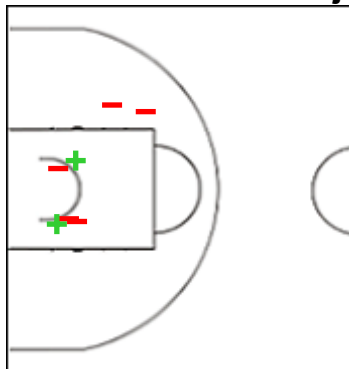
	M / A	%
Fied Goals	4 / 12	33
2 Points	3 / 8	38
3 Points	1 / 4	25
Free Throws	0 / 0	0

5 EL SHAMEE Jean Paul



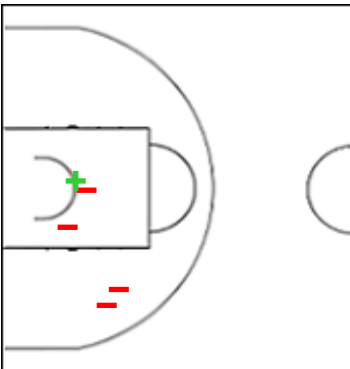
	M / A	%
Fied Goals	0 / 4	0
2 Points	0 / 4	0
3 Points	0 / 0	0
Free Throws	0 / 0	0

6 AVEDISSIAN Serouj



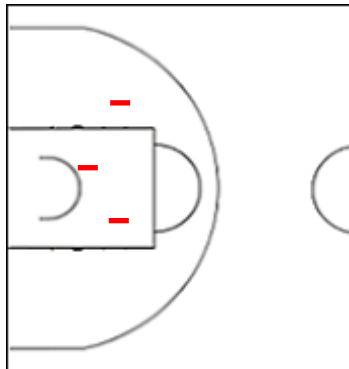
	M / A	%
Fied Goals	3 / 14	21
2 Points	2 / 7	29
3 Points	1 / 7	14
Free Throws	3 / 4	75

10 EL HACHEM Chris



	M / A	%
Fied Goals	1 / 5	20
2 Points	1 / 5	20
3 Points	0 / 0	0
Free Throws	0 / 0	0

11 CHOUEIRI nikolai



	M / A	%
Fied Goals	2 / 5	40
2 Points	0 / 3	0
3 Points	2 / 2	100
Free Throws	0 / 0	0

GLOBAL PARTNERS





Shot Chart

CAN 94 vs 41 LBN

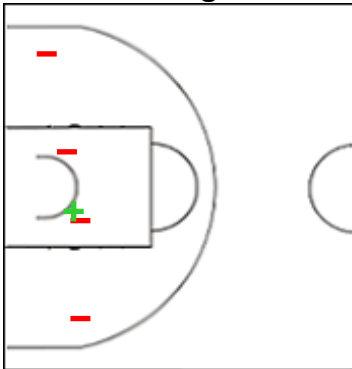
(23-11, 22-5, 21-12, 28-13)

Scoring by 5 min intervals:

	Q1		Q2		Q3		Q4	
CAN	11	23	36	45	56	66	83	94
LBN	5	11	13	16	20	28	30	41

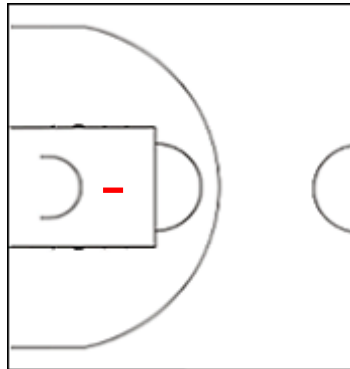
LBN - Lebanon

13 AZZI Giorgio



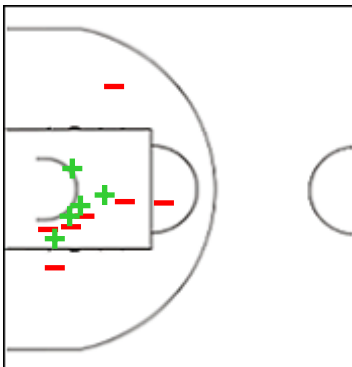
	M / A	%
Fied Goals	1 / 9	11
2 Points	1 / 5	20
3 Points	0 / 4	0
Free Throws	0 / 4	0

24 TABBARA Jad



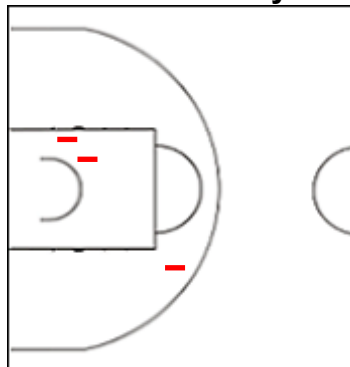
	M / A	%
Fied Goals	0 / 2	0
2 Points	0 / 1	0
3 Points	0 / 1	0
Free Throws	0 / 0	0

34 ZAMATTA Karl Chris



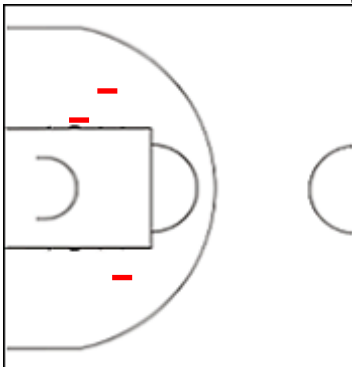
	M / A	%
Fied Goals	5 / 13	38
2 Points	5 / 12	42
3 Points	0 / 1	0
Free Throws	2 / 2	100

35 NABA Anthony



	M / A	%
Fied Goals	0 / 3	0
2 Points	0 / 3	0
3 Points	0 / 0	0
Free Throws	0 / 0	0

72 ABOU SLEIMAN Ray



	M / A	%
Fied Goals	0 / 3	0
2 Points	0 / 3	0
3 Points	0 / 0	0
Free Throws	0 / 0	0

GLOBAL PARTNERS





Shot Chart

CAN 94 vs 41 LBN

(23-11, 22-5, 21-12, 28-13)

Scoring by 5 min intervals:

	Q1		Q2		Q3		Q4	
CAN	11	23	36	45	56	66	83	94
LBN	5	11	13	16	20	28	30	41

CAN - Canada

LBN - Lebanon



	M / A	%
Fied Goals	35 / 83	42
2 Points	21 / 46	46
3 Points	14 / 37	38
Free Throws	10 / 13	77

%	M / A	
23	16 / 71	Fied Goals
23	12 / 52	2 Points
21	4 / 19	3 Points
50	5 / 10	Free Throws

GLOBAL PARTNERS

