



Shot Chart

FRA 83 vs 63 SLO

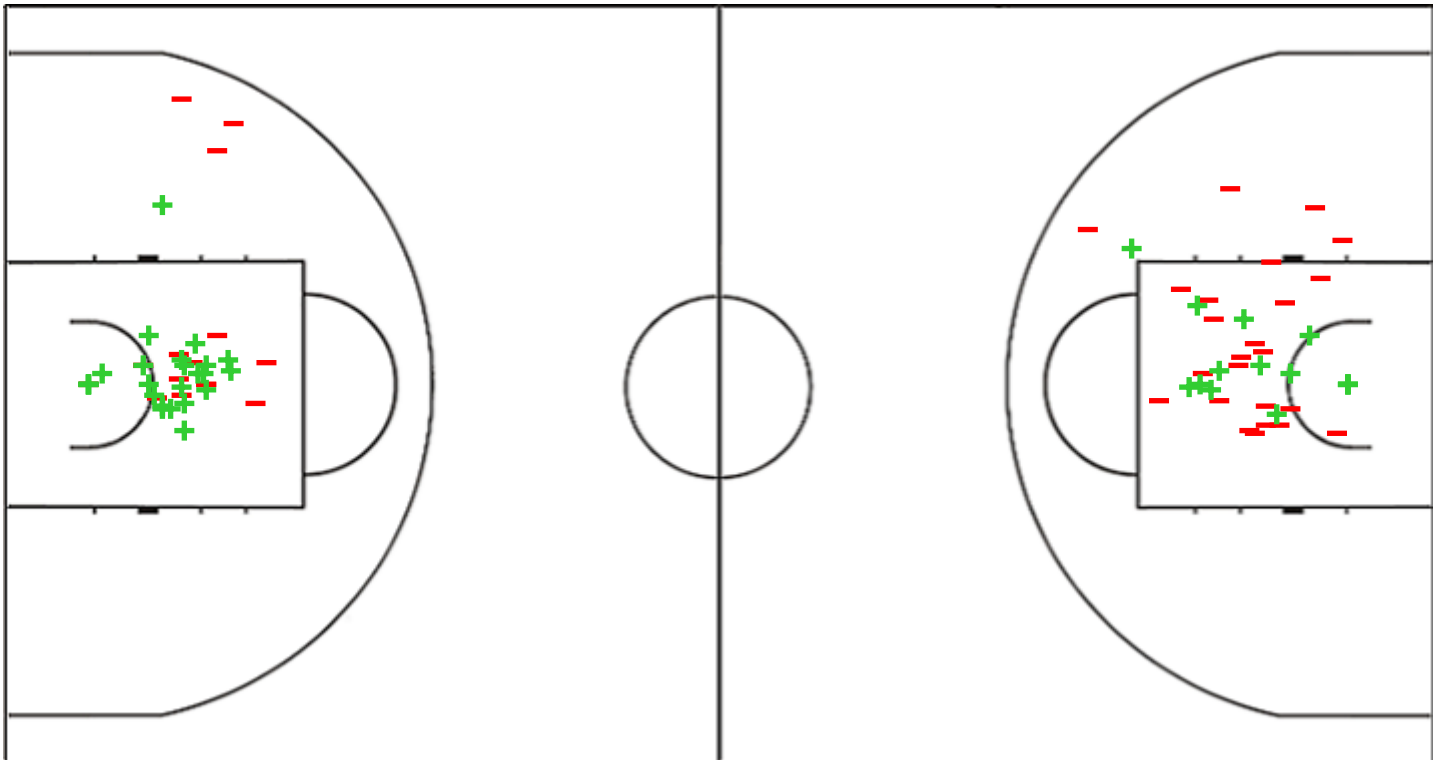
(26-14, 12-21, 19-16, 26-12)

Scoring by 5 min intervals:

	Q1		Q2		Q3		Q4	
FRA	13	26	33	38	50	57	67	83
SLO	3	14	24	35	47	51	57	63

FRA - France

SLO - Slovenia



FRA	M / A	%
Fied Goals	32 / 61	52
2 Points	25 / 41	61
3 Points	7 / 20	35
Free Throws	12 / 18	67

%	M / A	SLO
36	24 / 66	Fied Goals
38	15 / 39	2 Points
33	9 / 27	3 Points
67	6 / 9	Free Throws

GLOBAL PARTNERS





Shot Chart

FRA 83 vs 63 SLO

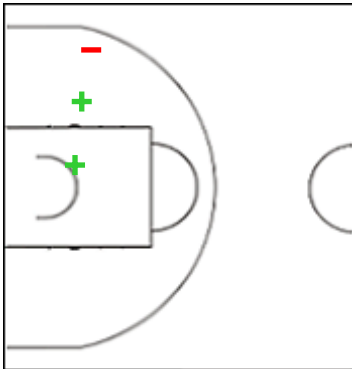
(26-14, 12-21, 19-16, 26-12)

Scoring by 5 min intervals:

	Q1		Q2		Q3		Q4	
FRA	13	26	33	38	50	57	67	83
SLO	3	14	24	35	47	51	57	63

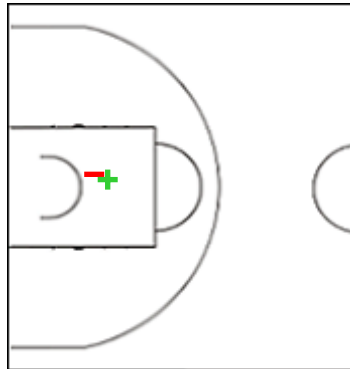
FRA - France

1 DADIET Pacôme



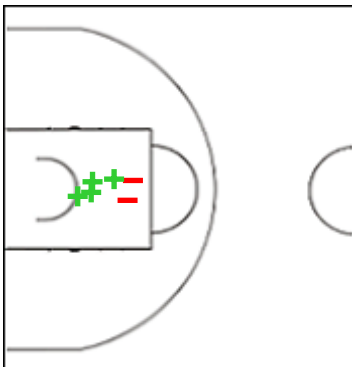
	M / A	%
Fied Goals	4 / 5	80
2 Points	2 / 3	67
3 Points	2 / 2	100
Free Throws	2 / 2	100

6 PICHARD Théo



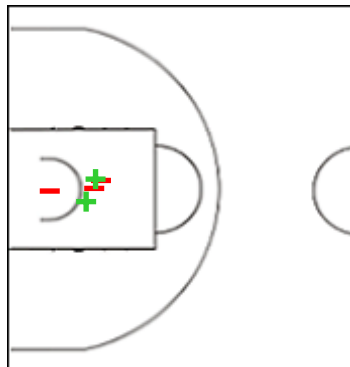
	M / A	%
Fied Goals	1 / 3	33
2 Points	1 / 2	50
3 Points	0 / 1	0
Free Throws	2 / 3	67

10 FIBLEUIL Ilane



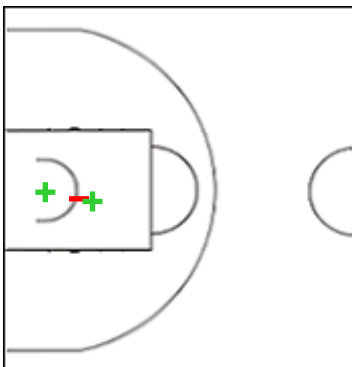
	M / A	%
Fied Goals	4 / 8	50
2 Points	4 / 6	67
3 Points	0 / 2	0
Free Throws	4 / 4	100

11 PIETRUS Illan



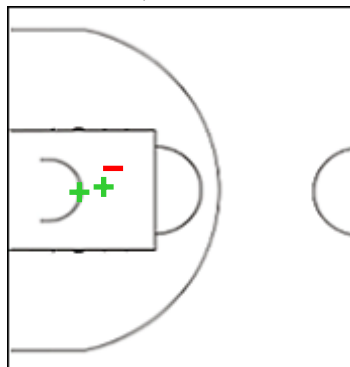
	M / A	%
Fied Goals	3 / 10	30
2 Points	2 / 5	40
3 Points	1 / 5	20
Free Throws	1 / 2	50

12 DIAWARA Mohamed



	M / A	%
Fied Goals	3 / 6	50
2 Points	2 / 3	67
3 Points	1 / 3	33
Free Throws	1 / 4	25

14 JACQUES Wilson



	M / A	%
Fied Goals	2 / 3	67
2 Points	2 / 3	67
3 Points	0 / 0	0
Free Throws	0 / 0	0

GLOBAL PARTNERS





Shot Chart

FRA 83 vs 63 SLO

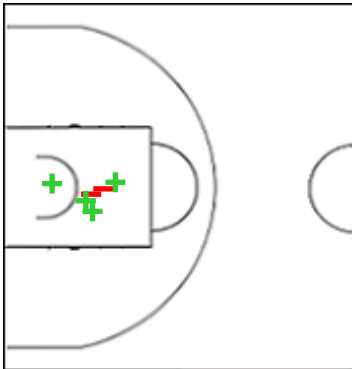
(26-14, 12-21, 19-16, 26-12)

Scoring by 5 min intervals:

	Q1		Q2		Q3		Q4	
FRA	13	26	33	38	50	57	67	83
SLO	3	14	24	35	47	51	57	63

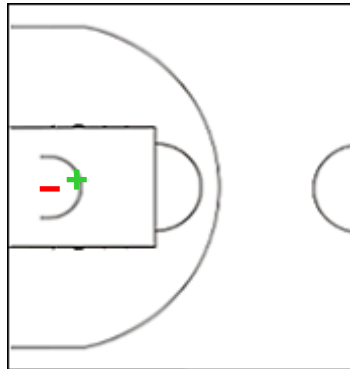
FRA - France

20 SARR Alexandre Dam



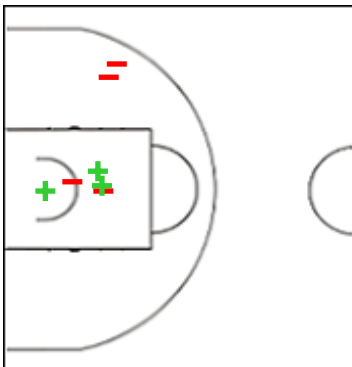
	M / A	%
Fied Goals	5 / 8	63
2 Points	4 / 6	67
3 Points	1 / 2	50
Free Throws	2 / 3	67

21 LOGUÉ Maxim



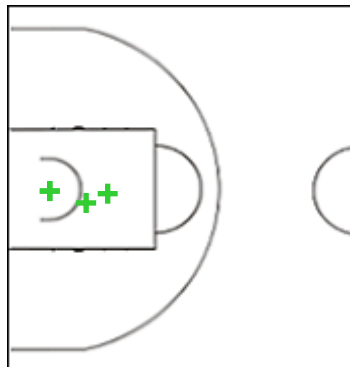
	M / A	%
Fied Goals	1 / 2	50
2 Points	1 / 2	50
3 Points	0 / 0	0
Free Throws	0 / 0	0

23 MALWAYA Killian



	M / A	%
Fied Goals	3 / 10	30
2 Points	3 / 7	43
3 Points	0 / 3	0
Free Throws	0 / 0	0

35 RISACHER Zaccharie



	M / A	%
Fied Goals	6 / 6	100
2 Points	4 / 4	100
3 Points	2 / 2	100
Free Throws	0 / 0	0

GLOBAL PARTNERS





Shot Chart

FRA 83 vs 63 SLO

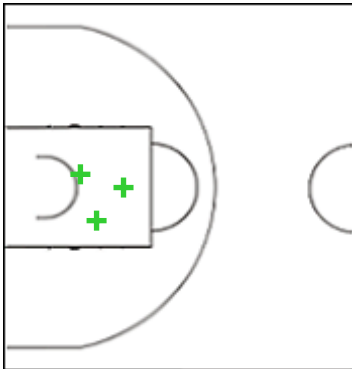
(26-14, 12-21, 19-16, 26-12)

Scoring by 5 min intervals:

	Q1		Q2		Q3		Q4	
FRA	13	26	33	38	50	57	67	83
SLO	3	14	24	35	47	51	57	63

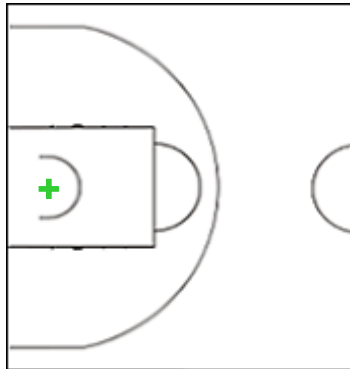
SLO - Slovenia

5 LICAN Lon



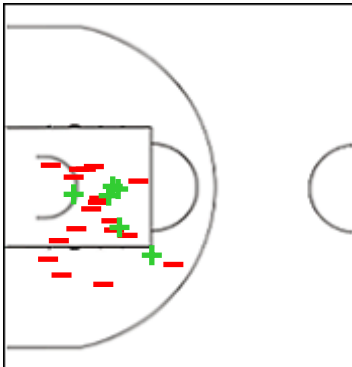
	M / A	%
Fied Goals	5 / 12	42
2 Points	3 / 3	100
3 Points	2 / 9	22
Free Throws	3 / 3	100

6 POPOVIC Rok



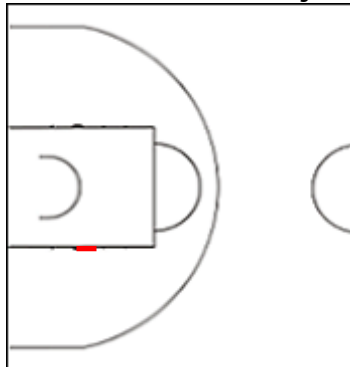
	M / A	%
Fied Goals	3 / 3	100
2 Points	2 / 2	100
3 Points	1 / 1	100
Free Throws	0 / 0	0

7 VIDE Jan



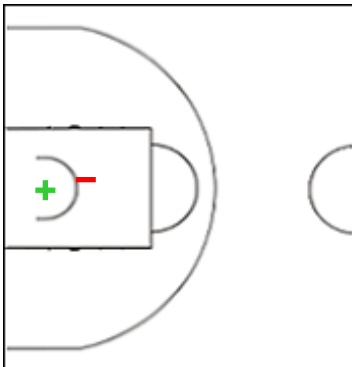
	M / A	%
Fied Goals	6 / 27	22
2 Points	6 / 24	25
3 Points	0 / 3	0
Free Throws	0 / 2	0

10 DIZDAREVIC Nejc



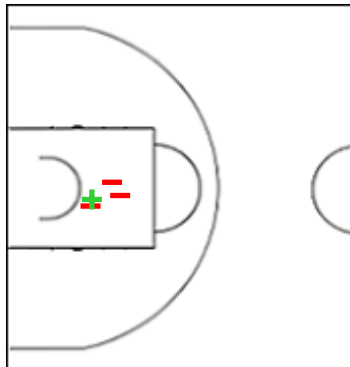
	M / A	%
Fied Goals	2 / 5	40
2 Points	0 / 1	0
3 Points	2 / 4	50
Free Throws	2 / 2	100

11 URBANIJA Nik



	M / A	%
Fied Goals	5 / 10	50
2 Points	1 / 2	50
3 Points	4 / 8	50
Free Throws	1 / 2	50

12 RENER Jure



	M / A	%
Fied Goals	1 / 4	25
2 Points	1 / 4	25
3 Points	0 / 0	0
Free Throws	0 / 0	0

GLOBAL PARTNERS



Shot Chart

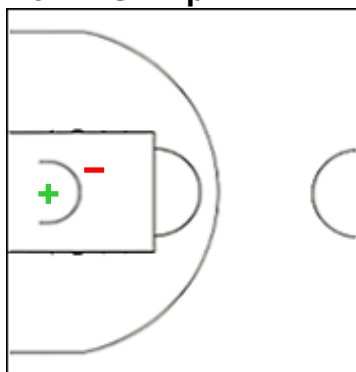
FRA 83 vs 63 SLO (26-14, 12-21, 19-16, 26-12)

Scoring by 5 min intervals:

	Q1		Q2		Q3		Q4	
FRA	13	26	33	38	50	57	67	83
SLO	3	14	24	35	47	51	57	63

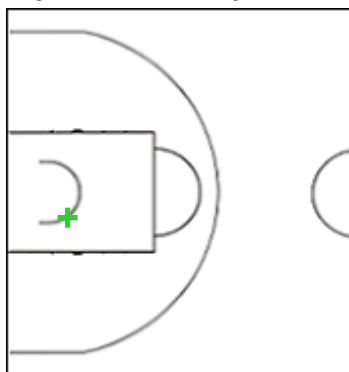
SLO - Slovenia

13 PIRS Filip



	M / A	%
Fied Goals	1 / 3	33
2 Points	1 / 2	50
3 Points	0 / 1	0
Free Throws	0 / 0	0

15 TRATAR Blaz



	M / A	%
Fied Goals	1 / 1	100
2 Points	1 / 1	100
3 Points	0 / 0	0
Free Throws	0 / 0	0

GLOBAL PARTNERS





Shot Chart

FRA 83 vs 63 SLO

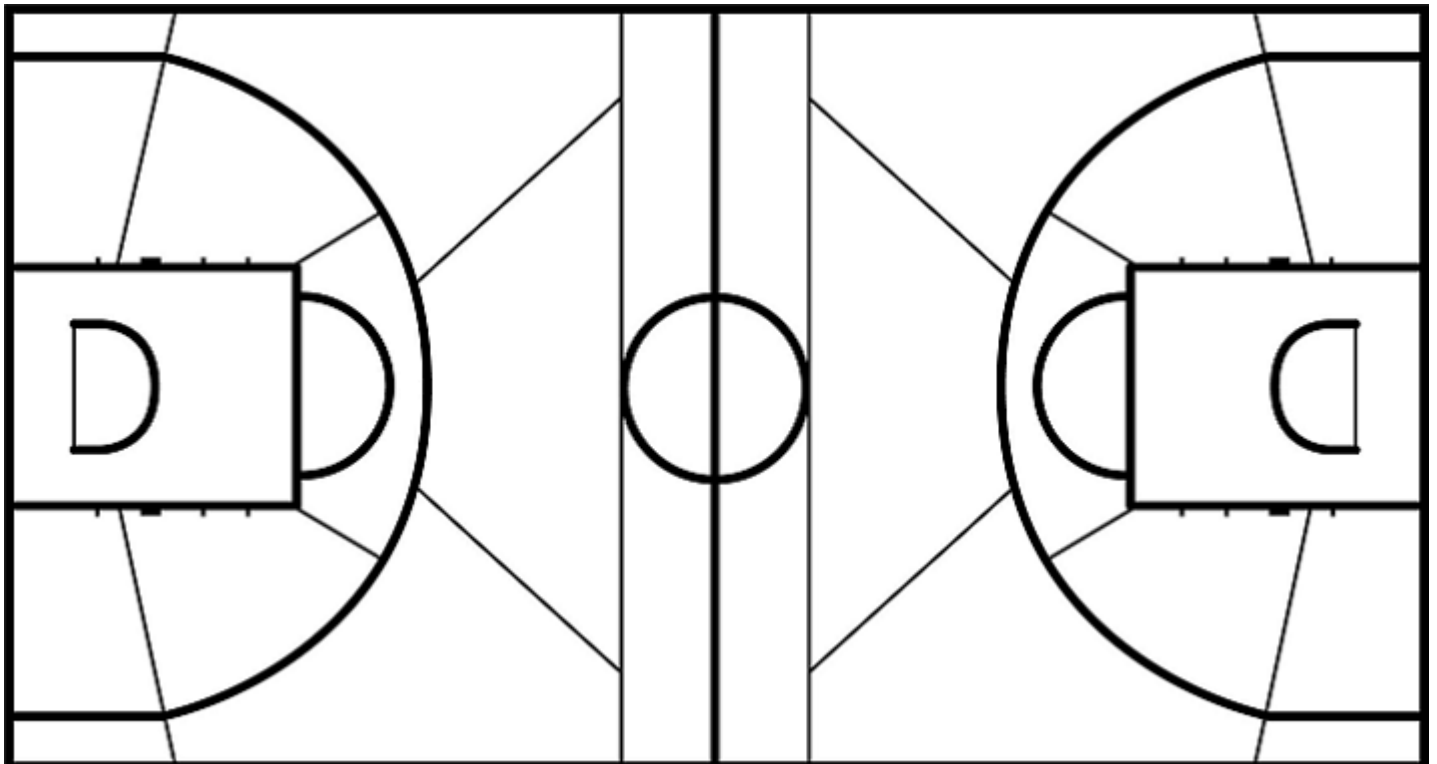
(26-14, 12-21, 19-16, 26-12)

Scoring by 5 min intervals:

	Q1		Q2		Q3		Q4	
FRA	13	26	33	38	50	57	67	83
SLO	3	14	24	35	47	51	57	63

FRA - France

SLO - Slovenia



	M / A	%
Fied Goals	32 / 61	52
2 Points	25 / 41	61
3 Points	7 / 20	35
Free Throws	12 / 18	67

%	M / A	
36	24 / 66	Fied Goals
38	15 / 39	2 Points
33	9 / 27	3 Points
67	6 / 9	Free Throws

GLOBAL PARTNERS

