



Shot Chart

USA 89 vs 62 LTU

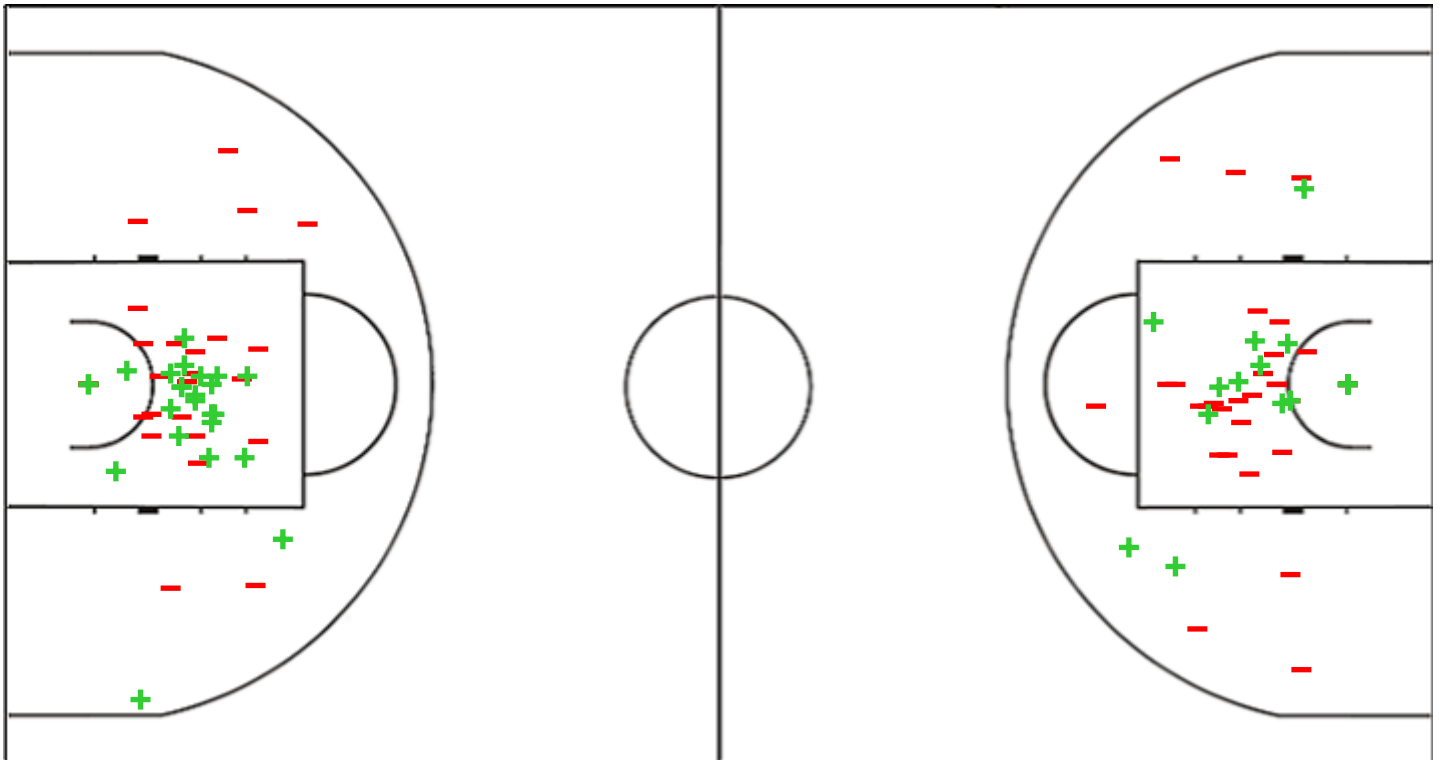
(21-7, 17-14, 26-20, 25-21)

Scoring by 5 min intervals:

	Q1		Q2		Q3		Q4	
USA	13	21	24	38	47	64	75	89
LTU	2	7	12	21	31	41	52	62

USA - USA

LTU - Lithuania



USA	M / A	%
Fied Goals	35 / 74	47
2 Points	24 / 52	46
3 Points	11 / 22	50
Free Throws	8 / 13	62

%	M / A	LTU
32	25 / 79	Fied Goals
33	17 / 52	2 Points
30	8 / 27	3 Points
100	4 / 4	Free Throws

GLOBAL PARTNERS





Shot Chart

USA 89 vs 62 LTU

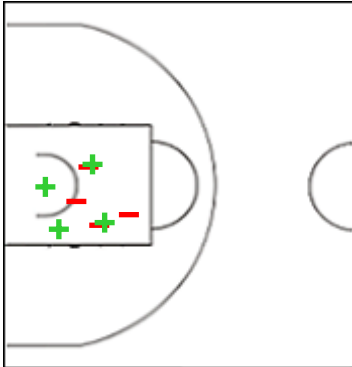
(21-7, 17-14, 26-20, 25-21)

Scoring by 5 min intervals:

	Q1		Q2		Q3		Q4	
USA	13	21	24	38	47	64	75	89
LTU	2	7	12	21	31	41	52	62

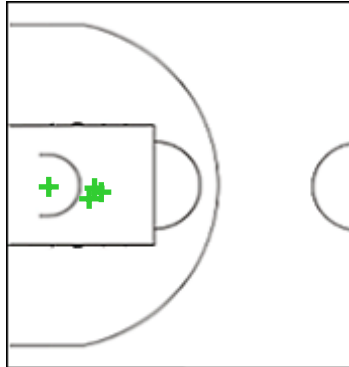
USA - USA

4 PEAT Koa



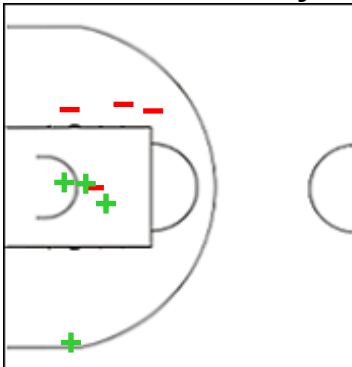
	M / A	%
Fied Goals	4 / 8	50
2 Points	4 / 8	50
3 Points	0 / 0	0
Free Throws	1 / 3	33

5 KNOX Karter



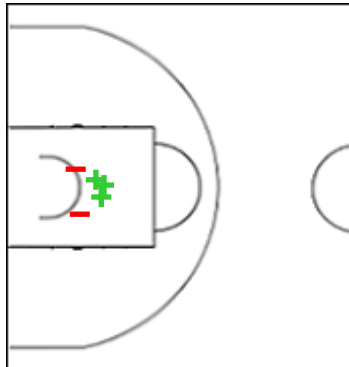
	M / A	%
Fied Goals	6 / 10	60
2 Points	4 / 4	100
3 Points	2 / 6	33
Free Throws	0 / 2	0

6 FEARS JR Jeremy



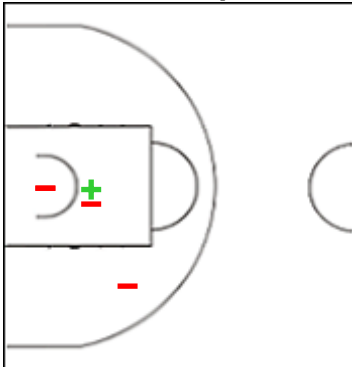
	M / A	%
Fied Goals	6 / 10	60
2 Points	4 / 8	50
3 Points	2 / 2	100
Free Throws	4 / 4	100

8 JACKSON Ian



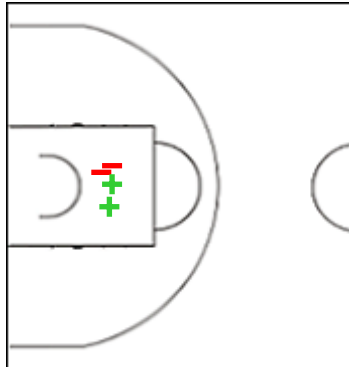
	M / A	%
Fied Goals	3 / 6	50
2 Points	3 / 5	60
3 Points	0 / 1	0
Free Throws	0 / 0	0

9 FLAGG Cooper



	M / A	%
Fied Goals	2 / 6	33
2 Points	1 / 5	20
3 Points	1 / 1	100
Free Throws	0 / 0	0

10 CASTILLO David



	M / A	%
Fied Goals	4 / 9	44
2 Points	2 / 4	50
3 Points	2 / 5	40
Free Throws	2 / 2	100

GLOBAL PARTNERS





Shot Chart

USA 89 vs 62 LTU

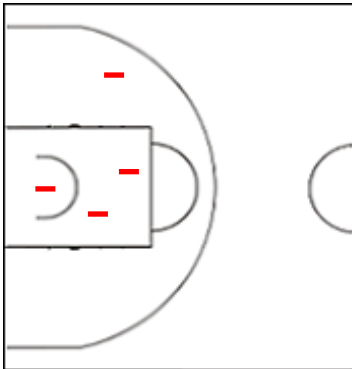
(21-7, 17-14, 26-20, 25-21)

Scoring by 5 min intervals:

	Q1		Q2		Q3		Q4	
USA	13	21	24	38	47	64	75	89
LTU	2	7	12	21	31	41	52	62

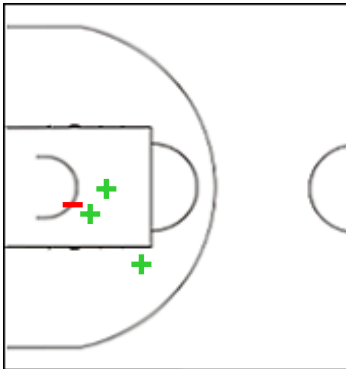
USA - USA

11 HOLLAND Ronald



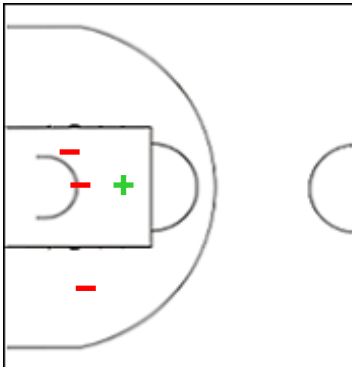
	M / A	%
Fied Goals	2 / 9	22
2 Points	0 / 4	0
3 Points	2 / 5	40
Free Throws	1 / 2	50

12 WAGNER DJ



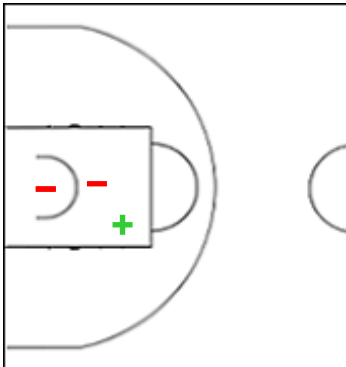
	M / A	%
Fied Goals	5 / 6	83
2 Points	3 / 4	75
3 Points	2 / 2	100
Free Throws	0 / 0	0

13 STEWART Sean



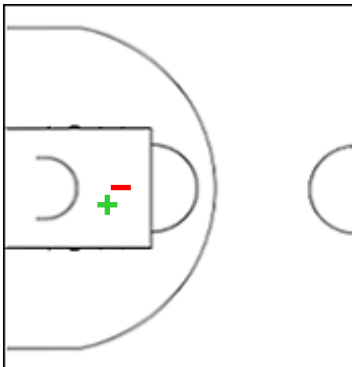
	M / A	%
Fied Goals	1 / 4	25
2 Points	1 / 4	25
3 Points	0 / 0	0
Free Throws	0 / 0	0

14 NEWELL Asa



	M / A	%
Fied Goals	1 / 4	25
2 Points	1 / 4	25
3 Points	0 / 0	0
Free Throws	0 / 0	0

15 EVANS Dennis James



	M / A	%
Fied Goals	1 / 2	50
2 Points	1 / 2	50
3 Points	0 / 0	0
Free Throws	0 / 0	0

GLOBAL PARTNERS





Shot Chart

USA 89 vs 62 LTU

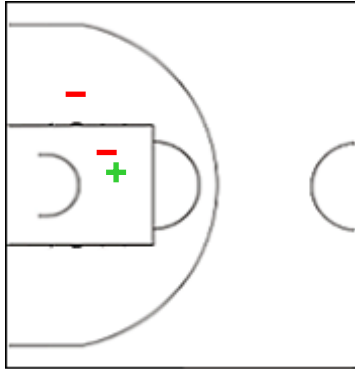
(21-7, 17-14, 26-20, 25-21)

Scoring by 5 min intervals:

	Q1		Q2		Q3		Q4	
USA	13	21	24	38	47	64	75	89
LTU	2	7	12	21	31	41	52	62

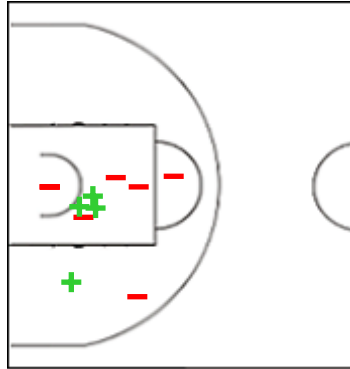
LTU - Lithuania

1 KEPEŽINSKAS Kristupas



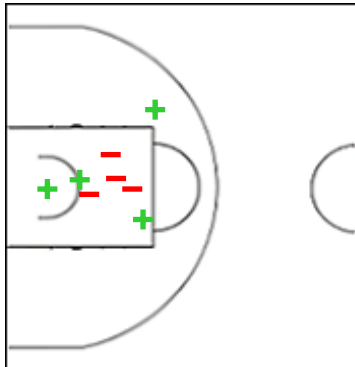
	M / A	%
Fied Goals	1 / 5	20
2 Points	1 / 3	33
3 Points	0 / 2	0
Free Throws	2 / 2	100

3 ŽYGAS Vytautas



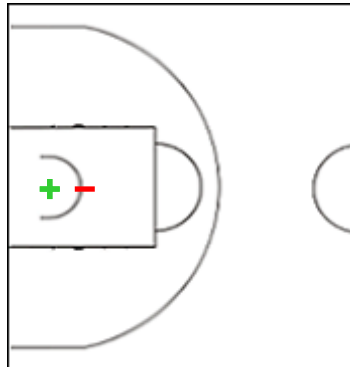
	M / A	%
Fied Goals	7 / 20	35
2 Points	4 / 13	31
3 Points	3 / 7	43
Free Throws	0 / 0	0

8 STONKUS Justas



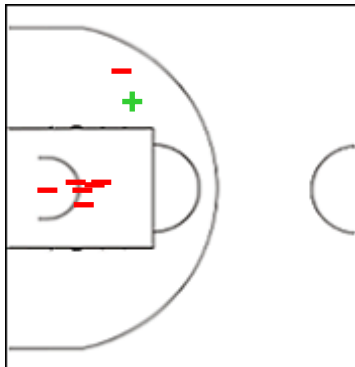
	M / A	%
Fied Goals	5 / 14	36
2 Points	4 / 8	50
3 Points	1 / 6	17
Free Throws	2 / 2	100

10 KAZAKEVIČIUS Danas



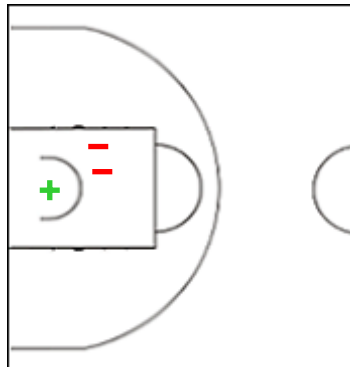
	M / A	%
Fied Goals	2 / 3	67
2 Points	2 / 3	67
3 Points	0 / 0	0
Free Throws	0 / 0	0

12 PADEGIMAS Petras



	M / A	%
Fied Goals	4 / 13	31
2 Points	1 / 8	13
3 Points	3 / 5	60
Free Throws	0 / 0	0

17 KOČANAS Mantas



	M / A	%
Fied Goals	1 / 3	33
2 Points	1 / 3	33
3 Points	0 / 0	0
Free Throws	0 / 0	0

GLOBAL PARTNERS





Shot Chart

USA 89 vs 62 LTU

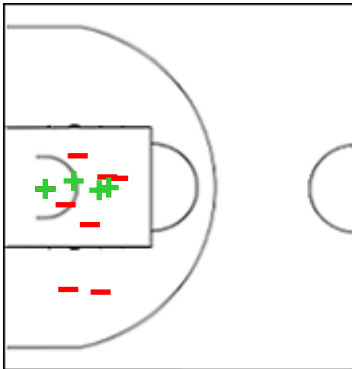
(21-7, 17-14, 26-20, 25-21)

Scoring by 5 min intervals:

	Q1		Q2		Q3		Q4	
USA	13	21	24	38	47	64	75	89
LTU	2	7	12	21	31	41	52	62

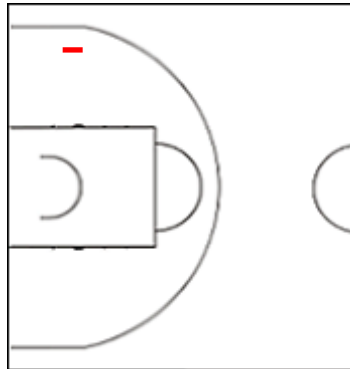
LTU - Lithuania

23 BIELIAUSKAS Aleksas



	M / A	%
Fied Goals	4 / 13	31
2 Points	4 / 13	31
3 Points	0 / 0	0
Free Throws	0 / 0	0

45 ŽUKAUSKAS Deividas



	M / A	%
Fied Goals	1 / 6	17
2 Points	0 / 1	0
3 Points	1 / 5	20
Free Throws	0 / 0	0

GLOBAL PARTNERS





Shot Chart

USA 89 vs 62 LTU

(21-7, 17-14, 26-20, 25-21)

Scoring by 5 min intervals:

	Q1		Q2		Q3		Q4	
USA	13	21	24	38	47	64	75	89
LTU	2	7	12	21	31	41	52	62

USA - USA

LTU - Lithuania



	M / A	%
Fied Goals	35 / 74	47
2 Points	24 / 52	46
3 Points	11 / 22	50
Free Throws	8 / 13	62

%	M / A	
32	25 / 79	Fied Goals
33	17 / 52	2 Points
30	8 / 27	3 Points
100	4 / 4	Free Throws

GLOBAL PARTNERS

