



Shot Chart

CAN 92 vs 70 EGY

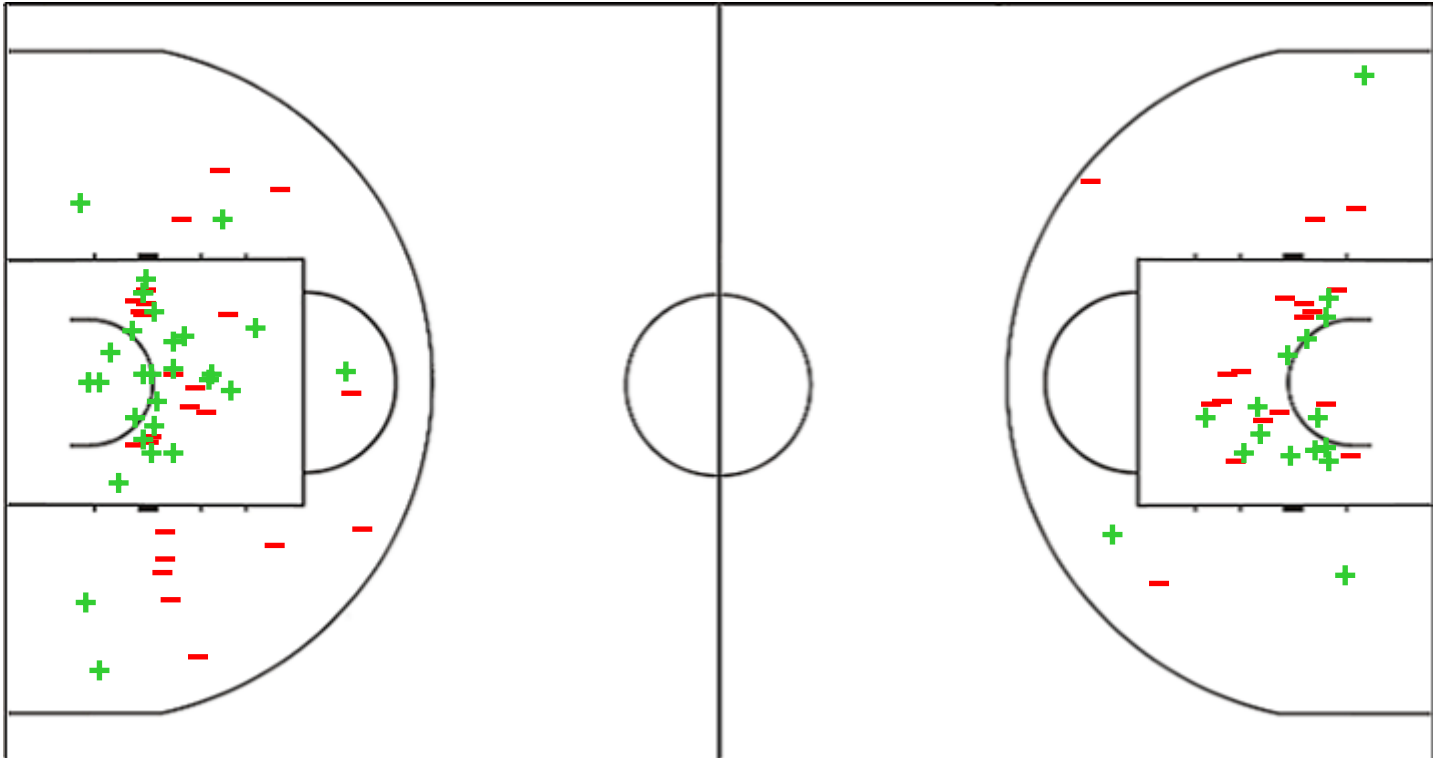
(29-12, 24-16, 17-13, 22-29)

Scoring by 5 min intervals:

	Q1		Q2		Q3		Q4	
CAN	12	29	41	53	60	70	83	92
EGY	9	12	21	28	34	41	57	70

CAN - Canada

EGY - Egypt



CAN	M / A	%
Fied Goals	39 / 75	52
2 Points	30 / 54	56
3 Points	9 / 21	43
Free Throws	5 / 7	71

%	M / A	EGY
35	26 / 74	Fied Goals
47	16 / 34	2 Points
25	10 / 40	3 Points
57	8 / 14	Free Throws

GLOBAL PARTNERS



Shot Chart

CAN 92 vs 70 EGY

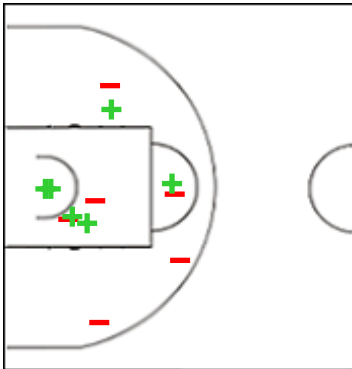
(29-12, 24-16, 17-13, 22-29)

Scoring by 5 min intervals:

	Q1		Q2		Q3		Q4	
CAN	12	29	41	53	60	70	83	92
EGY	9	12	21	28	34	41	57	70

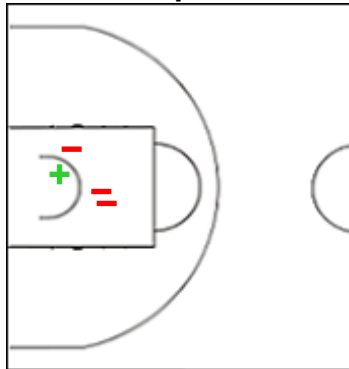
CAN - Canada

1 NITU Christian



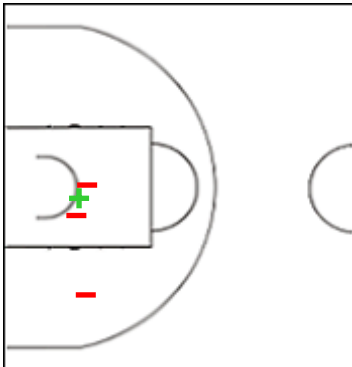
	M / A	%
Fied Goals	6 / 14	43
2 Points	6 / 12	50
3 Points	0 / 2	0
Free Throws	0 / 0	0

4 OSEI Stephen



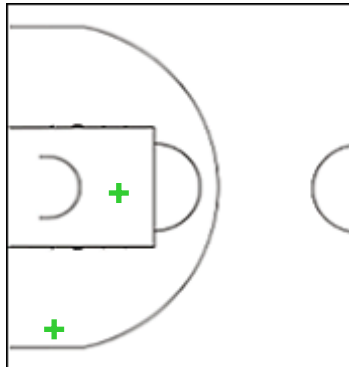
	M / A	%
Fied Goals	1 / 5	20
2 Points	1 / 4	25
3 Points	0 / 1	0
Free Throws	0 / 0	0

5 THEODOSIOU Jacob



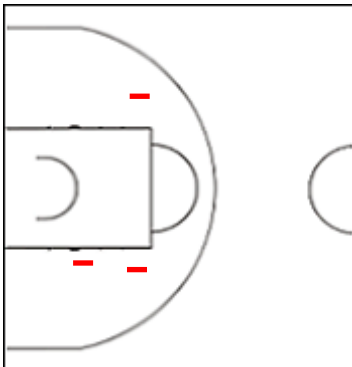
	M / A	%
Fied Goals	2 / 7	29
2 Points	1 / 4	25
3 Points	1 / 3	33
Free Throws	2 / 2	100

6 SHARMA Ishan



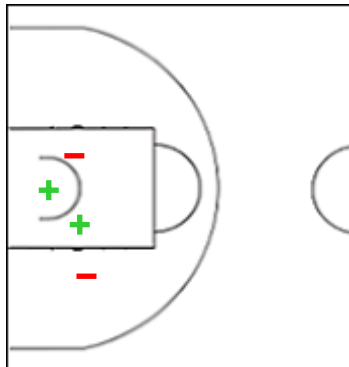
	M / A	%
Fied Goals	5 / 8	63
2 Points	2 / 2	100
3 Points	3 / 6	50
Free Throws	0 / 0	0

8 WARD Hudson



	M / A	%
Fied Goals	0 / 4	0
2 Points	0 / 3	0
3 Points	0 / 1	0
Free Throws	0 / 0	0

10 YEIY Char



	M / A	%
Fied Goals	2 / 4	50
2 Points	2 / 4	50
3 Points	0 / 0	0
Free Throws	0 / 0	0

GLOBAL PARTNERS

Shot Chart

CAN 92 vs 70 EGY

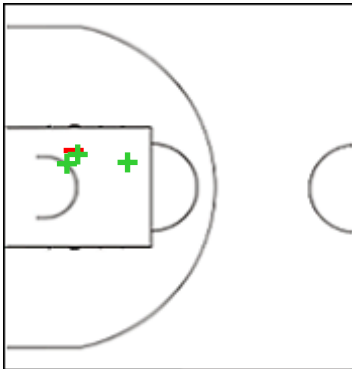
(29-12, 24-16, 17-13, 22-29)

Scoring by 5 min intervals:

	Q1		Q2		Q3		Q4	
CAN	12	29	41	53	60	70	83	92
EGY	9	12	21	28	34	41	57	70

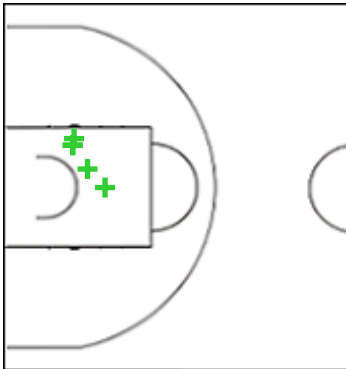
CAN - Canada

11 TYNE Mikkel



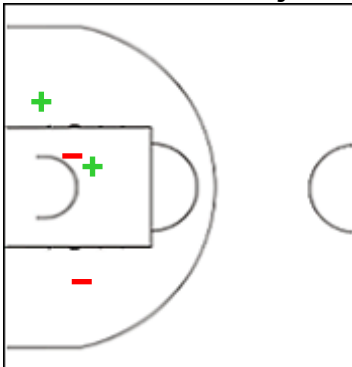
	M / A	%
Fied Goals	5 / 7	71
2 Points	3 / 4	75
3 Points	2 / 3	67
Free Throws	0 / 0	0

13 PITT Jaion



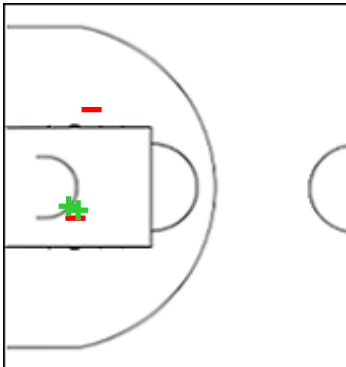
	M / A	%
Fied Goals	6 / 7	86
2 Points	5 / 5	100
3 Points	1 / 2	50
Free Throws	0 / 0	0

15 OKOJIE Osezojie Baraka



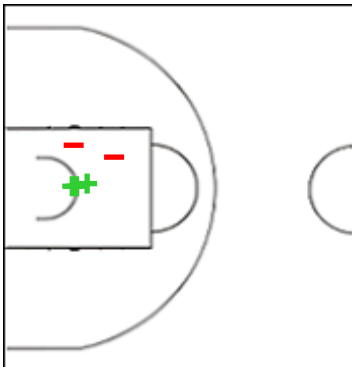
	M / A	%
Fied Goals	3 / 5	60
2 Points	2 / 4	50
3 Points	1 / 1	100
Free Throws	1 / 2	50

17 KOSSARAS Felix



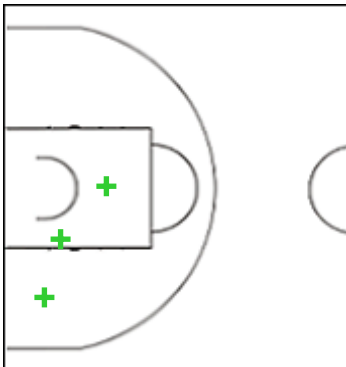
	M / A	%
Fied Goals	2 / 4	50
2 Points	2 / 4	50
3 Points	0 / 0	0
Free Throws	0 / 0	0

22 RIOUX Olivier



	M / A	%
Fied Goals	3 / 5	60
2 Points	3 / 5	60
3 Points	0 / 0	0
Free Throws	2 / 3	67

23 MILICEVIC Jovan



	M / A	%
Fied Goals	4 / 5	80
2 Points	3 / 3	100
3 Points	1 / 2	50
Free Throws	0 / 0	0

GLOBAL PARTNERS

Shot Chart

CAN 92 vs 70 EGY

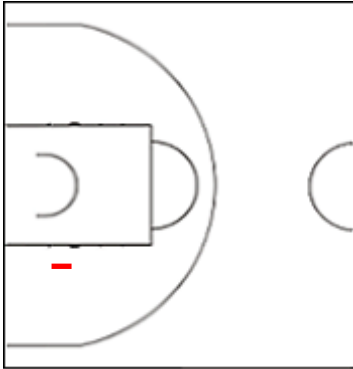
(29-12, 24-16, 17-13, 22-29)

Scoring by 5 min intervals:

	Q1		Q2		Q3		Q4	
CAN	12	29	41	53	60	70	83	92
EGY	9	12	21	28	34	41	57	70

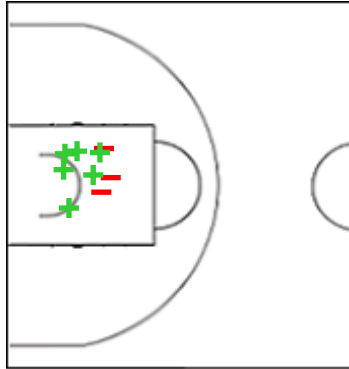
EGY - Egypt

4 HUSSIN Mohammed Tarek



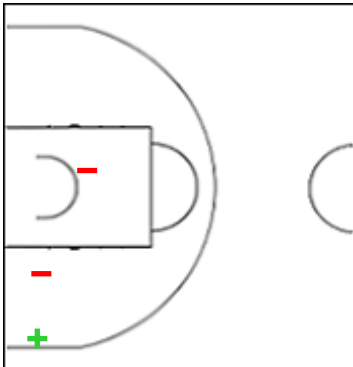
	M / A	%
Fied Goals	2 / 9	22
2 Points	0 / 1	0
3 Points	2 / 8	25
Free Throws	0 / 0	0

11 ELGIZAWY Karim



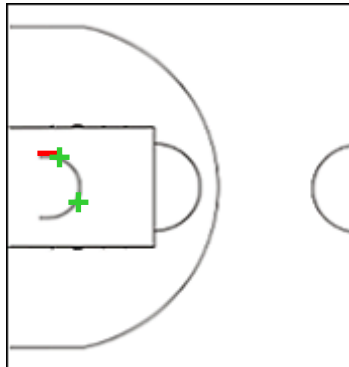
	M / A	%
Fied Goals	8 / 15	53
2 Points	6 / 9	67
3 Points	2 / 6	33
Free Throws	1 / 4	25

12 ELGHAYESH Youssef



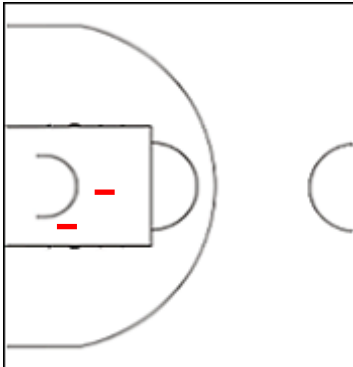
	M / A	%
Fied Goals	2 / 6	33
2 Points	1 / 3	33
3 Points	1 / 3	33
Free Throws	0 / 0	0

13 ELMARAGHY Hussein



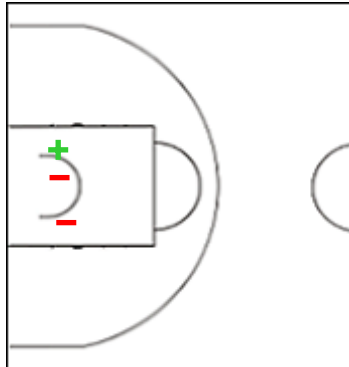
	M / A	%
Fied Goals	2 / 7	29
2 Points	2 / 3	67
3 Points	0 / 4	0
Free Throws	0 / 2	0

16 ELDIASTY Alieeldeen



	M / A	%
Fied Goals	0 / 2	0
2 Points	0 / 2	0
3 Points	0 / 0	0
Free Throws	0 / 0	0

30 ELHALAWANY Adam



	M / A	%
Fied Goals	1 / 6	17
2 Points	1 / 3	33
3 Points	0 / 3	0
Free Throws	0 / 0	0

GLOBAL PARTNERS





Shot Chart

CAN 92 vs 70 EGY

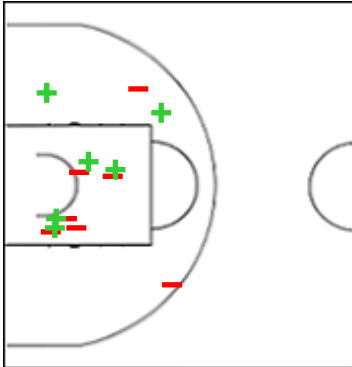
(29-12, 24-16, 17-13, 22-29)

Scoring by 5 min intervals:

	Q1		Q2		Q3		Q4	
CAN	12	29	41	53	60	70	83	92
EGY	9	12	21	28	34	41	57	70

EGY - Egypt

32 HENDAWY Seifeldin



	M / A	%
Fied Goals	8 / 17	47
2 Points	6 / 13	46
3 Points	2 / 4	50
Free Throws	5 / 5	100

GLOBAL PARTNERS





Shot Chart

CAN 92 vs 70 EGY

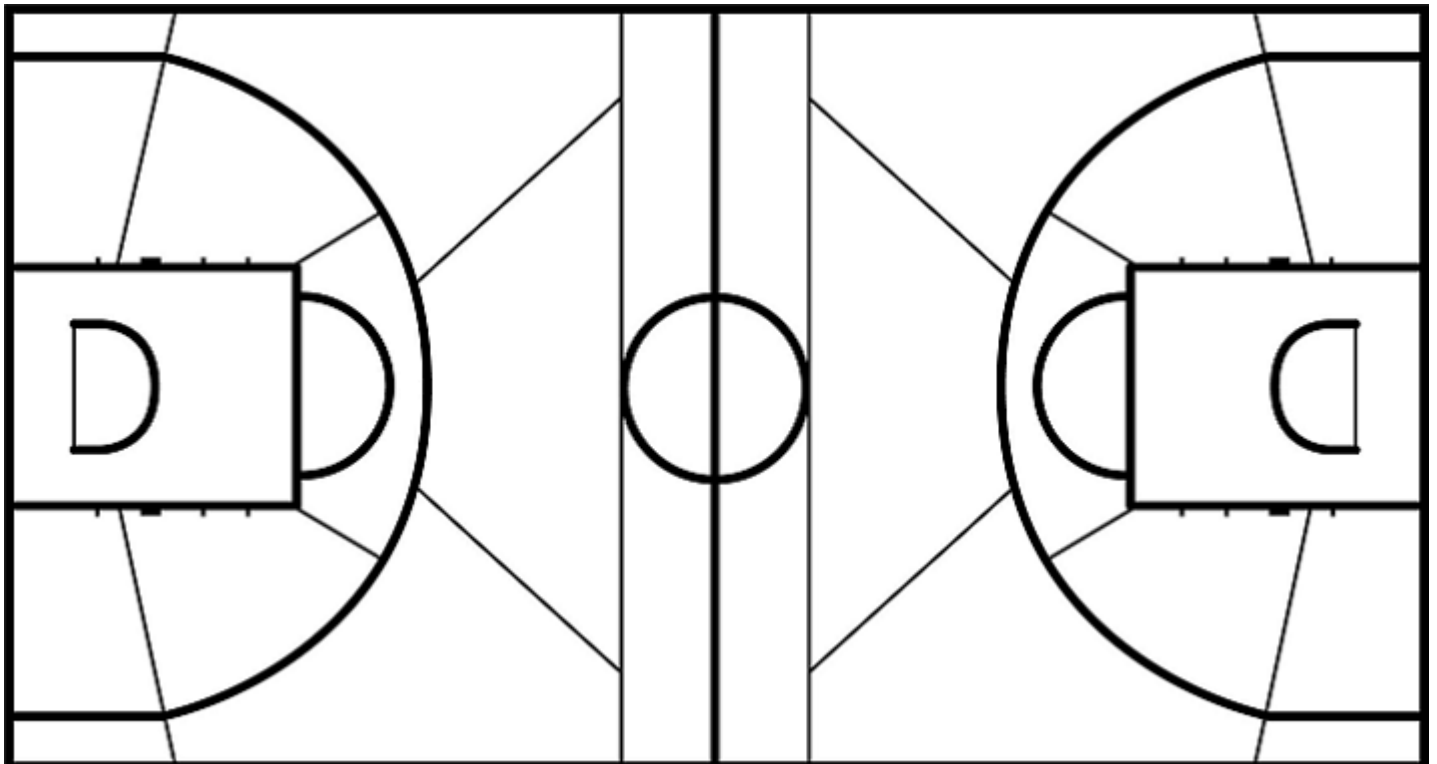
(29-12, 24-16, 17-13, 22-29)

Scoring by 5 min intervals:

	Q1		Q2		Q3		Q4	
CAN	12	29	41	53	60	70	83	92
EGY	9	12	21	28	34	41	57	70

CAN - Canada

EGY - Egypt



	M / A	%
Fied Goals	39 / 75	52
2 Points	30 / 54	56
3 Points	9 / 21	43
Free Throws	5 / 7	71

%	M / A	
35	26 / 74	Fied Goals
47	16 / 34	2 Points
25	10 / 40	3 Points
57	8 / 14	Free Throws

GLOBAL PARTNERS

