



Shot Chart

SLO 77 vs 74 POL

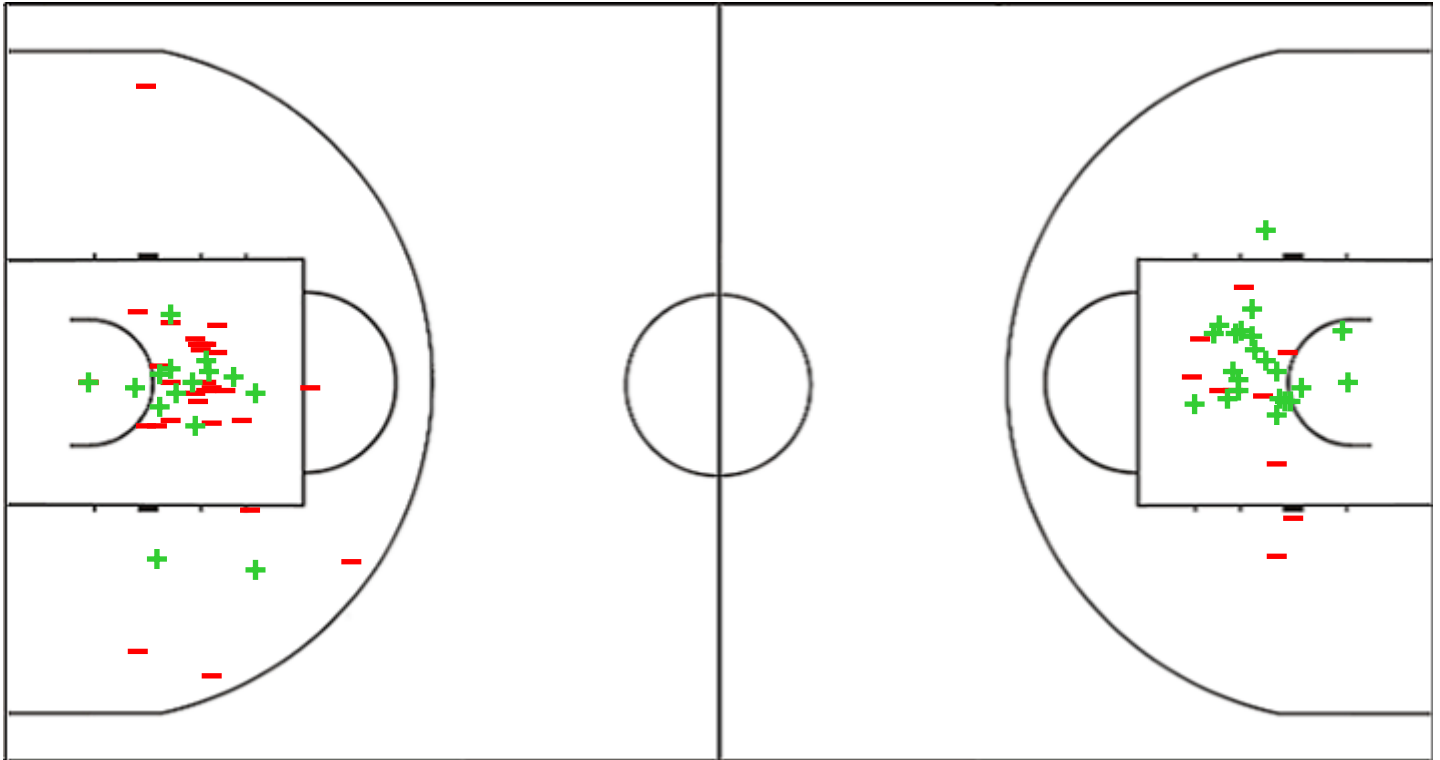
(20-16, 20-19, 20-18, 17-21)

Scoring by 5 min intervals:

	Q1		Q2		Q3		Q4	
SLO	7	20	23	40	47	60	68	77
POL	11	16	26	35	46	53	66	74

SLO - Slovenia

POL - Poland



SLO	M / A	%
Fied Goals	23 / 71	32
2 Points	15 / 45	33
3 Points	8 / 26	31
Free Throws	23 / 28	82

%	M / A	POL
48	31 / 65	Fied Goals
69	22 / 32	2 Points
27	9 / 33	3 Points
38	3 / 8	Free Throws

GLOBAL PARTNERS





Shot Chart

SLO 77 vs 74 POL

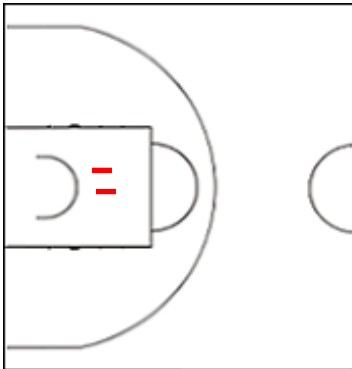
(20-16, 20-19, 20-18, 17-21)

Scoring by 5 min intervals:

	Q1		Q2		Q3		Q4	
SLO	7	20	23	40	47	60	68	77
POL	11	16	26	35	46	53	66	74

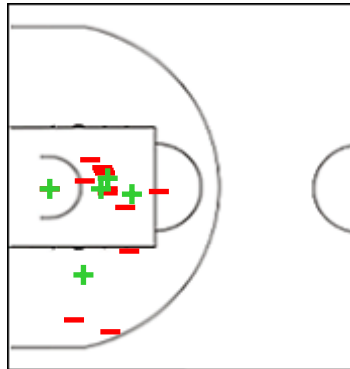
SLO - Slovenia

6 POPOVIC Rok



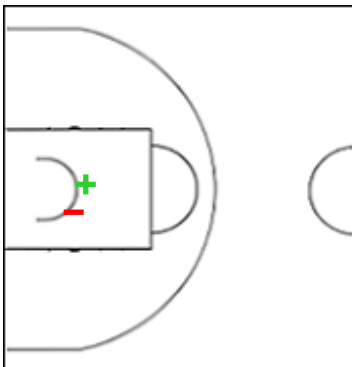
	M / A	%
Fied Goals	0 / 2	0
2 Points	0 / 2	0
3 Points	0 / 0	0
Free Throws	1 / 2	50

7 VIDE Jan



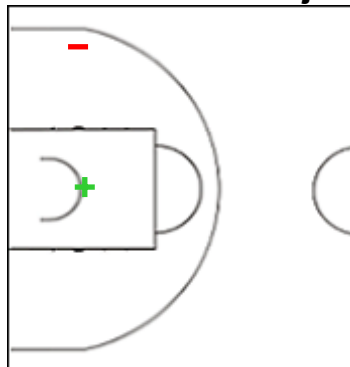
	M / A	%
Fied Goals	7 / 22	32
2 Points	5 / 18	28
3 Points	2 / 4	50
Free Throws	6 / 8	75

9 REGORSEK Teodor



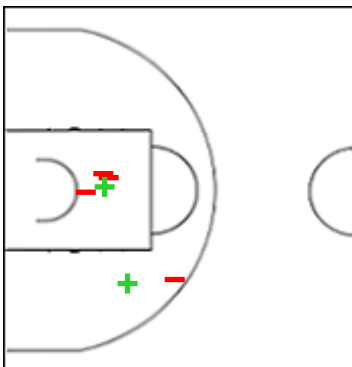
	M / A	%
Fied Goals	1 / 2	50
2 Points	1 / 2	50
3 Points	0 / 0	0
Free Throws	0 / 0	0

10 DIZDAREVIC Nejc



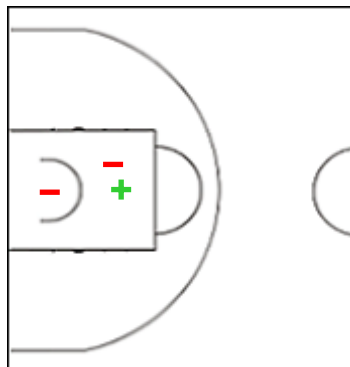
	M / A	%
Fied Goals	3 / 10	30
2 Points	1 / 2	50
3 Points	2 / 8	25
Free Throws	5 / 5	100

11 URBANIJA Nik



	M / A	%
Fied Goals	4 / 13	31
2 Points	2 / 6	33
3 Points	2 / 7	29
Free Throws	1 / 1	100

12 RENER Jure



	M / A	%
Fied Goals	1 / 3	33
2 Points	1 / 3	33
3 Points	0 / 0	0
Free Throws	1 / 2	50

GLOBAL PARTNERS





Shot Chart

SLO 77 vs 74 POL

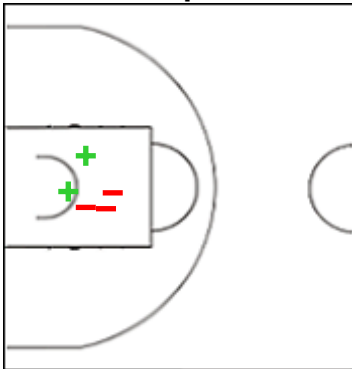
(20-16, 20-19, 20-18, 17-21)

Scoring by 5 min intervals:

	Q1		Q2		Q3		Q4	
SLO	7	20	23	40	47	60	68	77
POL	11	16	26	35	46	53	66	74

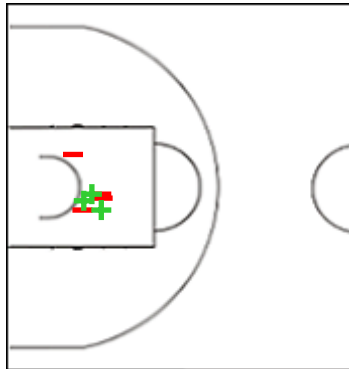
SLO - Slovenia

13 PIRS Filip



	M / A	%
Fied Goals	2 / 5	40
2 Points	2 / 5	40
3 Points	0 / 0	0
Free Throws	5 / 5	100

15 TRATAR Blaz



	M / A	%
Fied Goals	3 / 7	43
2 Points	3 / 7	43
3 Points	0 / 0	0
Free Throws	1 / 2	50

GLOBAL PARTNERS





Shot Chart

SLO 77 vs 74 POL

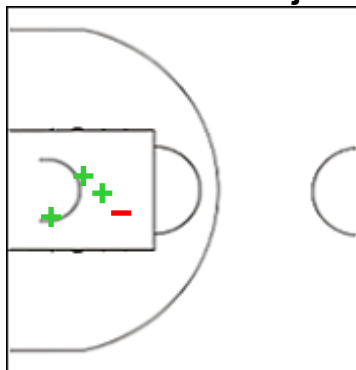
(20-16, 20-19, 20-18, 17-21)

Scoring by 5 min intervals:

	Q1		Q2		Q3		Q4	
SLO	7	20	23	40	47	60	68	77
POL	11	16	26	35	46	53	66	74

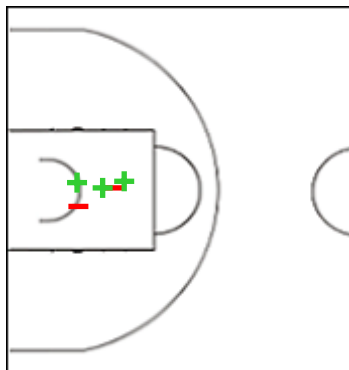
POL - Poland

1 KUCZAWSKI Kajetan



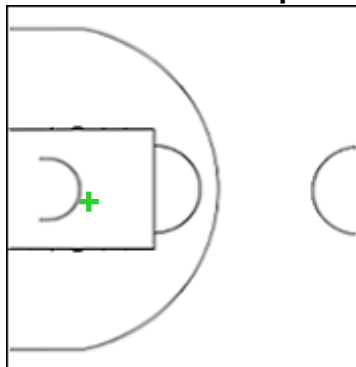
	M / A	%
Fied Goals	4 / 12	33
2 Points	3 / 4	75
3 Points	1 / 8	13
Free Throws	0 / 1	0

3 SAMIEC Mateusz



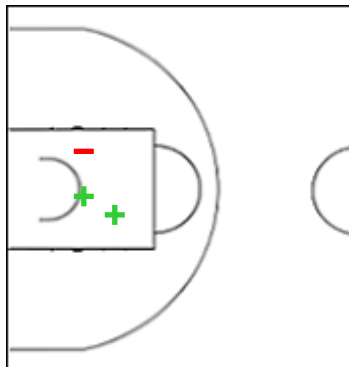
	M / A	%
Fied Goals	3 / 6	50
2 Points	3 / 5	60
3 Points	0 / 1	0
Free Throws	2 / 3	67

4 JAWORSKI Kacper



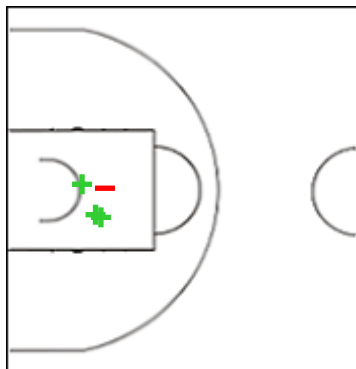
	M / A	%
Fied Goals	1 / 2	50
2 Points	1 / 1	100
3 Points	0 / 1	0
Free Throws	0 / 0	0

6 OSINSKI Jakub



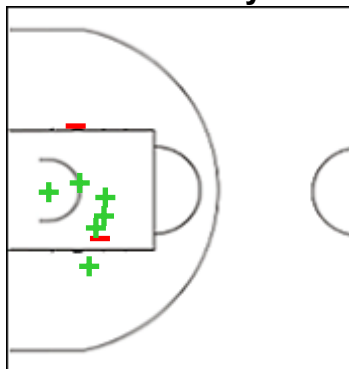
	M / A	%
Fied Goals	4 / 7	57
2 Points	2 / 3	67
3 Points	2 / 4	50
Free Throws	0 / 1	0

7 NOWICKI Jan



	M / A	%
Fied Goals	4 / 6	67
2 Points	3 / 4	75
3 Points	1 / 2	50
Free Throws	0 / 2	0

10 NOWICKI Szymon



	M / A	%
Fied Goals	7 / 12	58
2 Points	6 / 8	75
3 Points	1 / 4	25
Free Throws	1 / 1	100

GLOBAL PARTNERS





Shot Chart

SLO 77 vs 74 POL

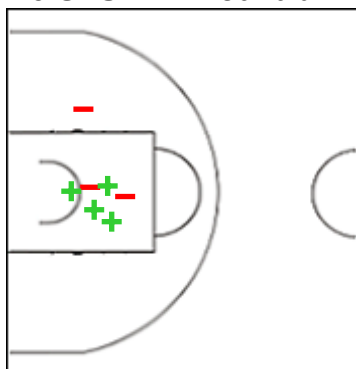
(20-16, 20-19, 20-18, 17-21)

Scoring by 5 min intervals:

	Q1		Q2		Q3		Q4	
SLO	7	20	23	40	47	60	68	77
POL	11	16	26	35	46	53	66	74

POL - Poland

13 SZUMERT Jakub



	M / A	%
Fied Goals	4 / 9	44
2 Points	4 / 7	57
3 Points	0 / 2	0
Free Throws	0 / 0	0

GLOBAL PARTNERS





Shot Chart

SLO 77 vs 74 POL

(20-16, 20-19, 20-18, 17-21)

Scoring by 5 min intervals:

	Q1		Q2		Q3		Q4	
SLO	7	20	23	40	47	60	68	77
POL	11	16	26	35	46	53	66	74

SLO - Slovenia

POL - Poland



	M / A	%
Fied Goals	23 / 71	32
2 Points	15 / 45	33
3 Points	8 / 26	31
Free Throws	23 / 28	82

%	M / A	
48	31 / 65	Fied Goals
69	22 / 32	2 Points
27	9 / 33	3 Points
38	3 / 8	Free Throws

GLOBAL PARTNERS

